

Permit Activity, Apr 08

WHATCOM COUNTY PLANNING & DEVELOPMENT 2008 APRIL



CURRENT MONTH		
SINGLE FAMILY RESIDENCES	ISSUED	VALUATION
NEW - RESIDENTIAL	25	6,733,287
NEW - DUPLEX		
ADDITION/REMODEL	21	1,476,600
CONVERT TO LIVING	1	
DEMOLITION (SINGLE FAMILY)	4	30,500
MOVE TO SITE	1	3,000
REPLACE/REPAIR	2	
RE-ROOF / SIDE ONLY	3	37,428
TOTAL	57	\$8,280,815.00

MOBILE HOMES	ISSUED	VALUATION
NEW - MOBILE HOME	4	225,756
ADDITION TO MOB		
CONVERT TO STORAGE		
REPLACEMENT	2	47,120
TEMP MOBILE		
TOTAL	6	\$272,876.00

DETACHED BUILDINGS	ISSUED	VALUATION
NEW - AG BARN / STORAGE	7	717,660
NEW - GARAGE	13	363,640
NEW - OTHER TYPE BLDG		
NEW - OTHER TYPE STRUCTURES	3	87,904
NEW - STORAGE	2	41,760
ADDITION / REMODEL	4	42,720
CONVERT TO OTHER		
DEMOLITION (DETACHED)	2	4,000
MOVE TO SITE		
REPLACE / REPAIR	3	76,142
RE-ROOF ONLY		
TOTAL	34	\$1,333,826.00

COMMERCIAL	ISSUED	VALUATION
NEW - 3 - 4 UNIT APARTMENTS		
NEW - 5 + UNIT APARTMENTS		
NEW - AIRPORT FACILITIES		
NEW - AMUSEMENT, SOCIAL, REC		
NEW - CHURCHES & OTH RELIGIOUS		
NEW - FIRE STATIONS / MEDIC ONE		
NEW - HOSPITALS / INSTITUTIONAL		
NEW - HOTEL / MOTEL / TOUR. CAB		
NEW - INDUSTRIAL		
NEW - MIXED USE		
NEW - OFFICE, BANKS, PROF	1	120,000
NEW - OTHER PORTABLES		
NEW - OTHER TYPE BLDGS	2	1,050,000
NEW - OTHER TYPE STRUCTURES	6	418,700
NEW - PORTABLE CLASSROOM		
NEW - PUBLIC WORKS & UTILITY		
NEW - SCHOOLS & OTHER ED		
NEW - STORAGE BLDGS	1	48,231
NEW - STORES & CUSTOMER SERV		
NEW - WAREHOUSE		
ADDITION / REMODEL		
CHANGE OF USE / TEN IMPROV / OCC	2	68,000
CONVERT		
DEMOLITION (COMMERCIAL)		
MOVE TO SITE		
REPLACE / REPAIR		
RE-ROOF ONLY	3	192,000
TOTAL	15	\$1,896,931.00

MONTHLY TOTAL	
ISSUED	VALUATION
112	\$11,784,448.00

YEAR TO DATE	
ISSUED	VALUATION
80	18,652,281
59	3,124,363
1	
12	84,415
1	3,000
15	349,382
5	59,428
173	\$22,272,869.00

MOB	ISSUED	VALUATION
17	758,837	
13	493,692	
30	\$1,252,529.00	

DET	ISSUED	VALUATION
23	1,809,770	
41	959,773	
3	28,057	
6	108,024	
8	172,140	
7	183,256	
1	4,800	
5	25,250	
8	101,332	
102	\$3,392,402.00	

COM	ISSUED	VALUATION
1	832,216	
1	15,000	
1	60,000	
1	120,000	
1	53,902	
2	1,050,000	
19	1,506,119	
1	48,231	
1	11,189	
1	1,676,989	
4	4,459,605	
4	128,000	
1	15,000	
2	100,000	
2	120,500	
3	192,000	
45	\$10,388,751.00	

YEARLY TOTAL	
ISSUED	VALUATION
350	\$37,306,551.00



YEAR TO DATE

**BLDG PERMITS
 VALUATION**

in thousands

APRIL

**Comparing
 2007 to 2008**

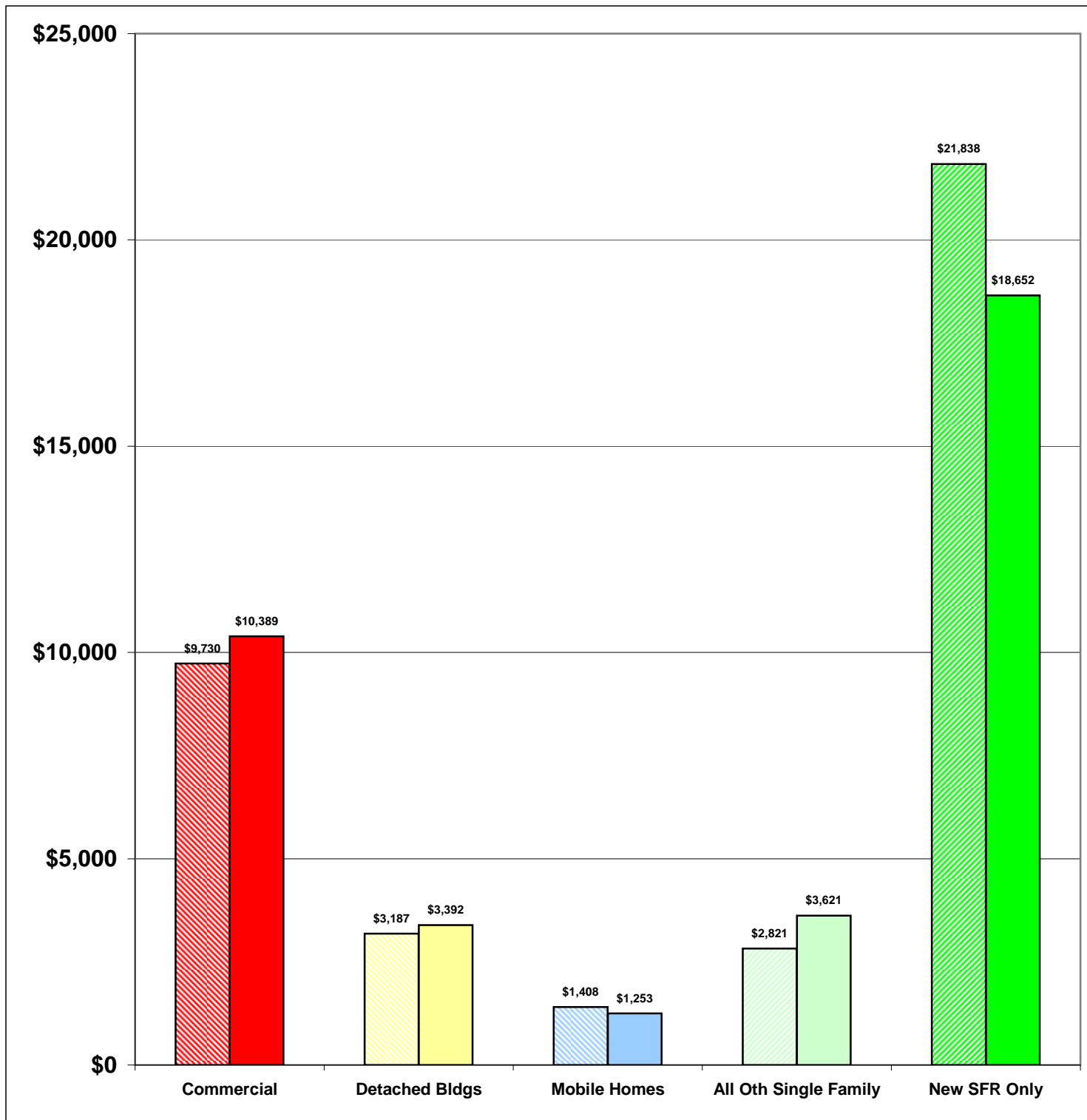
**2007 \$38,984
 2008 \$37,307**

-4%

Total Increase

Stripe = 07 Solid = 08

Year to Date Valuation Report
 April-08





BLDG PERMITS ISSUED

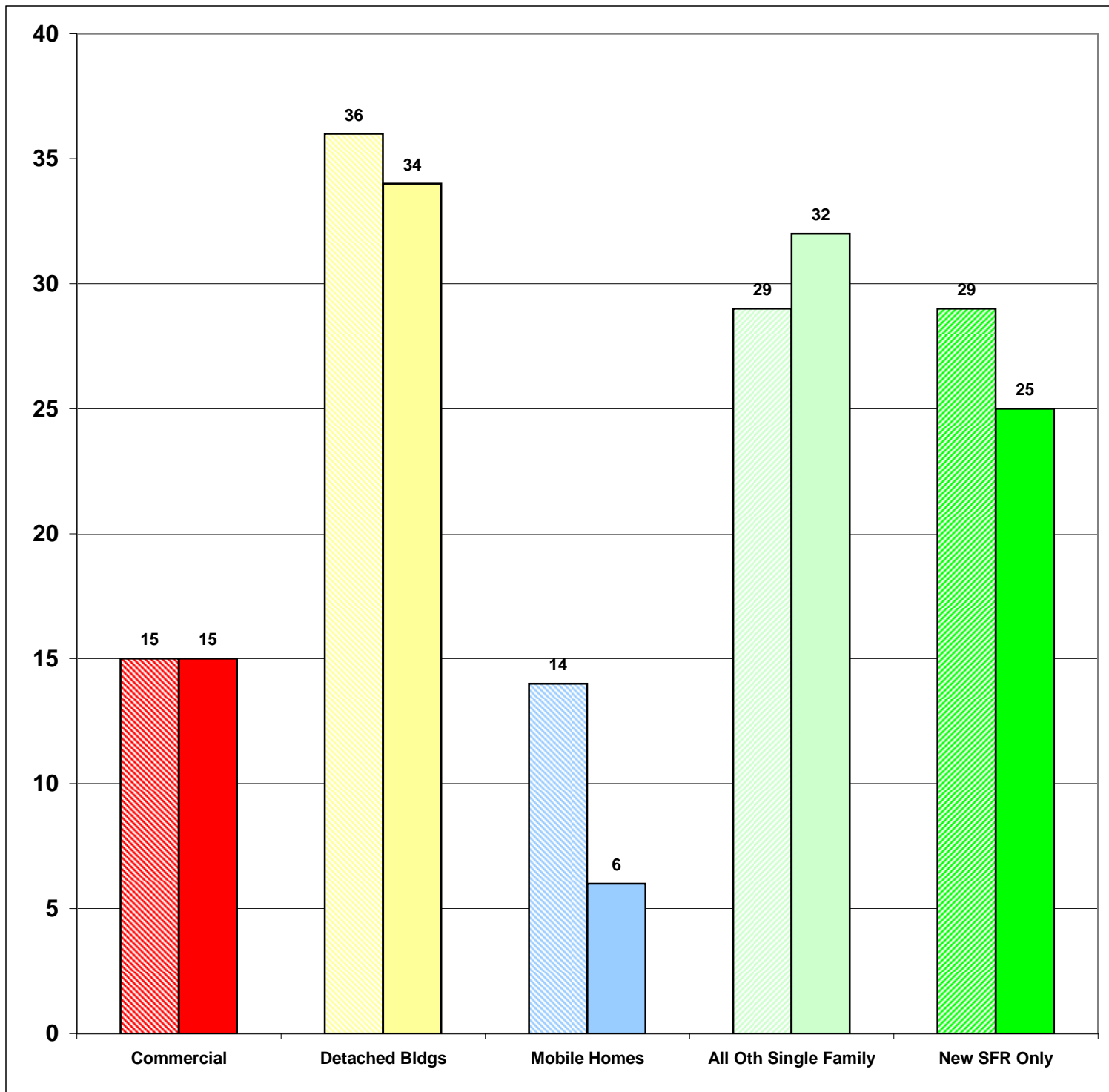
APRIL

Comparing
2007 to 2008

Apr-07 123
Apr-08 112

-9%
Total Increase

Stripe = 07 Solid = 08



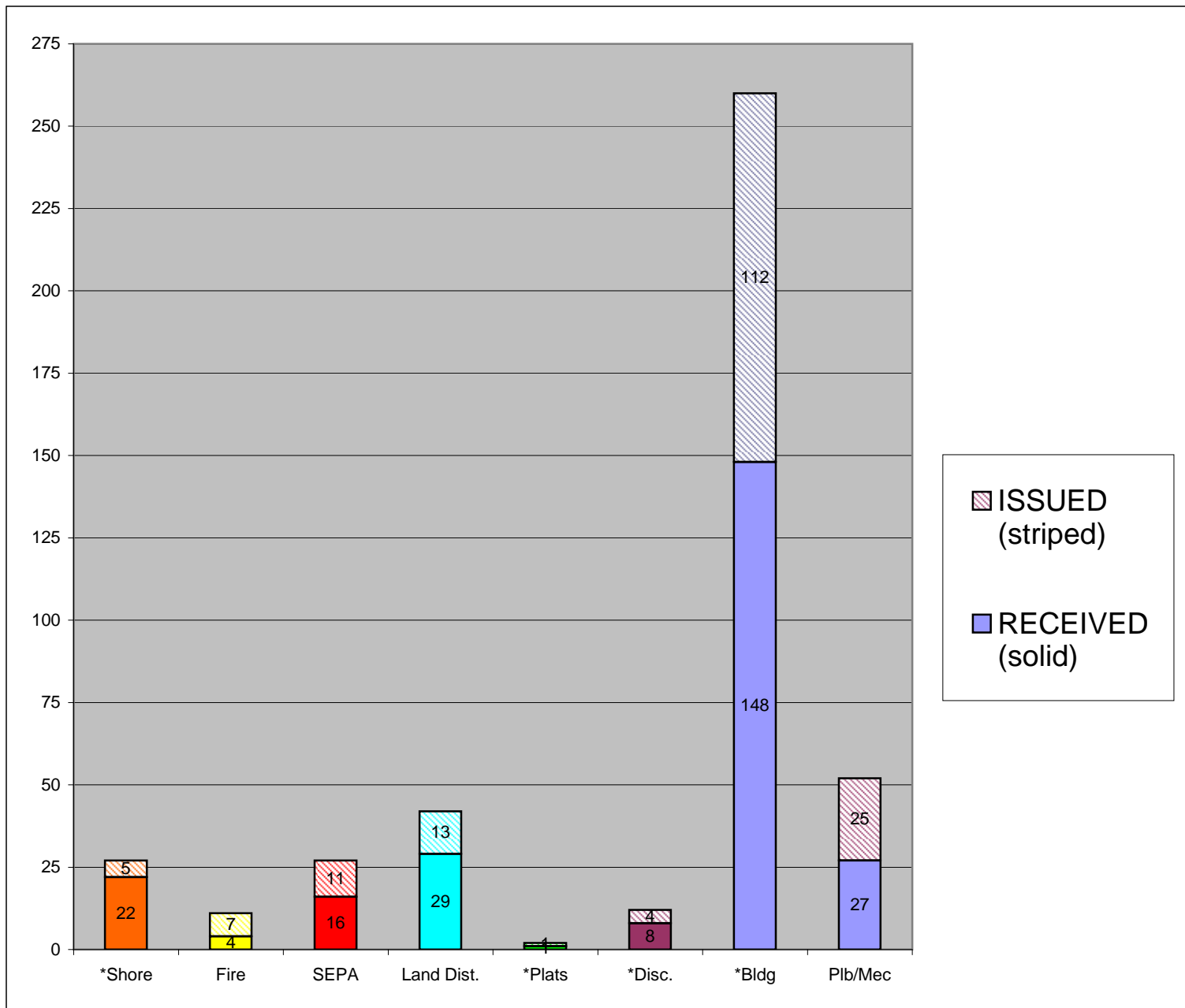


**CASES
RECEIVED
and
ISSUED**

APRIL

Stripe = Issued
Solid = Received

Monthly Permit Report
April-08



*Shore = SHC, SHR, SHV, SHX
 *Plats = LSS, SSS, BSP, PUD, MDP
 *Disc = ADM, APL, CUP, NON, VAR
 *Bldg = COM, DET, MOB, SFR



YEAR TO DATE

**BLDG PERMITS
ISSUED**

JAN - APR

**Comparing
2007 to 2008**

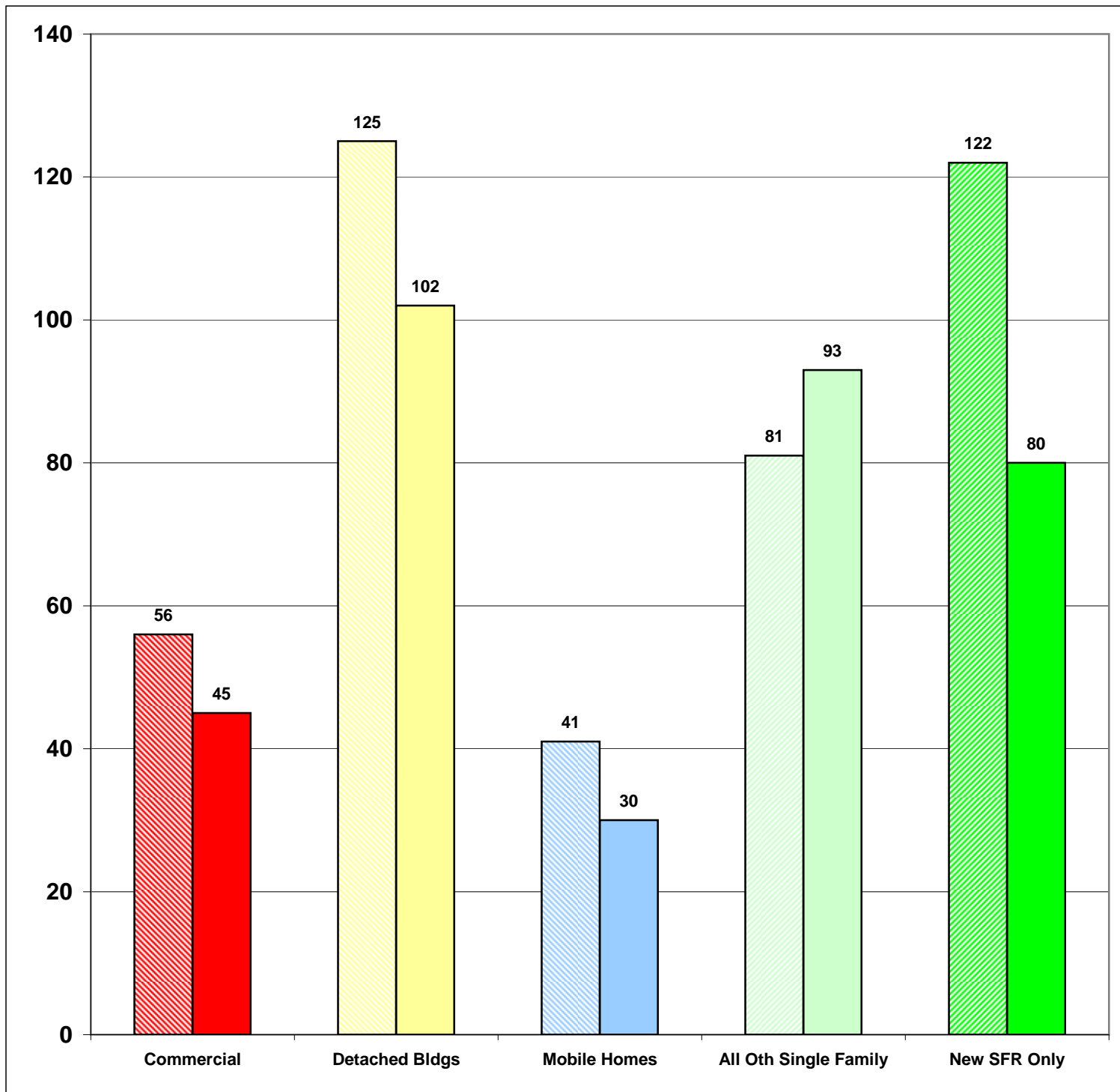
2007	425
2008	350

-18%

Total Increase

Stripe = 07 Solid = 08

Year to Date Report
April-08





YEAR TO DATE

**BLDG PERMITS
APPLIED FOR**

JAN - APR

**Comparing
2007 to 2008**

2007 479

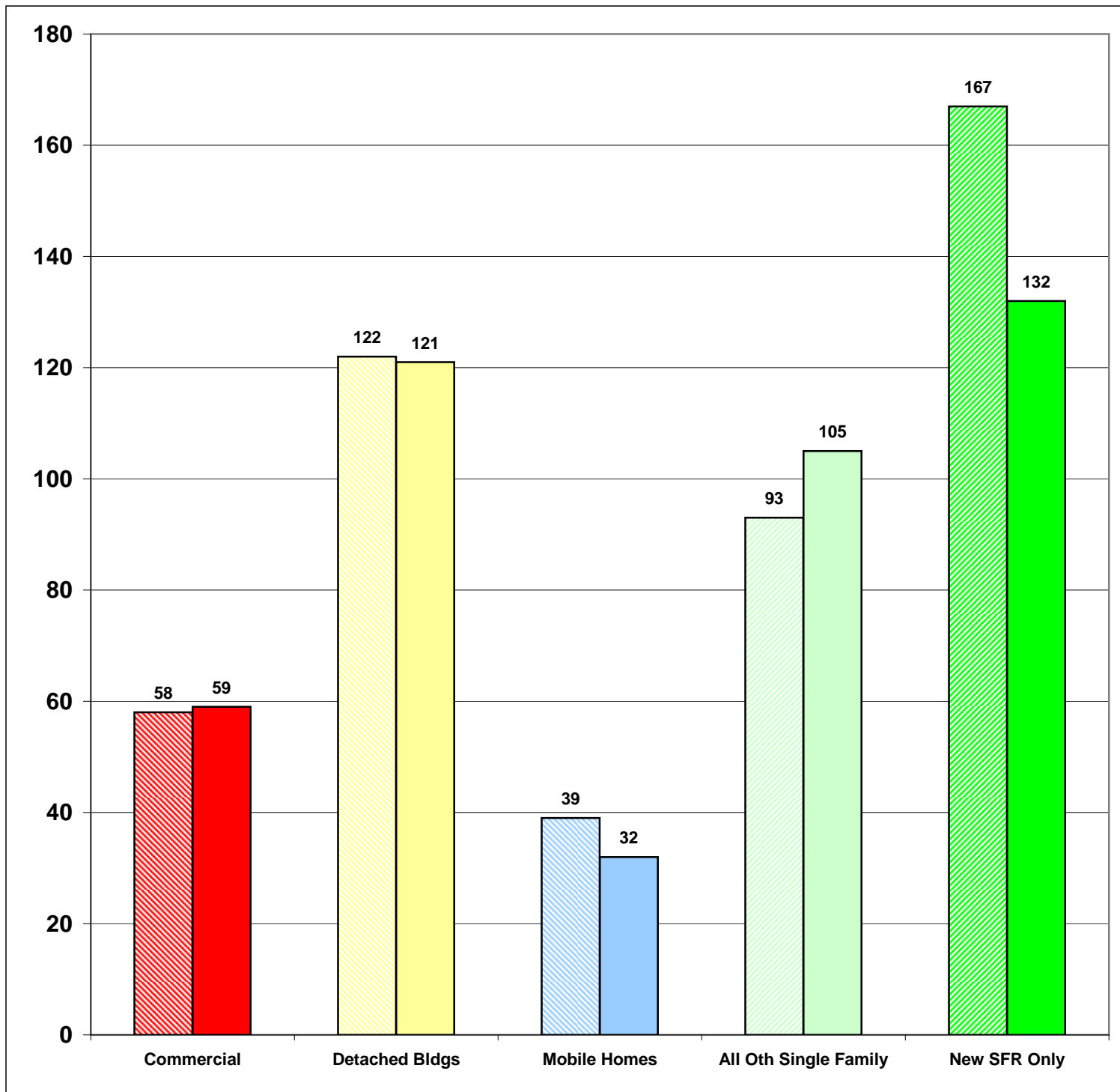
2008 449

-6%

Total Increase

Stripe = 07 Solid = 08

Year to Date Report
April-08





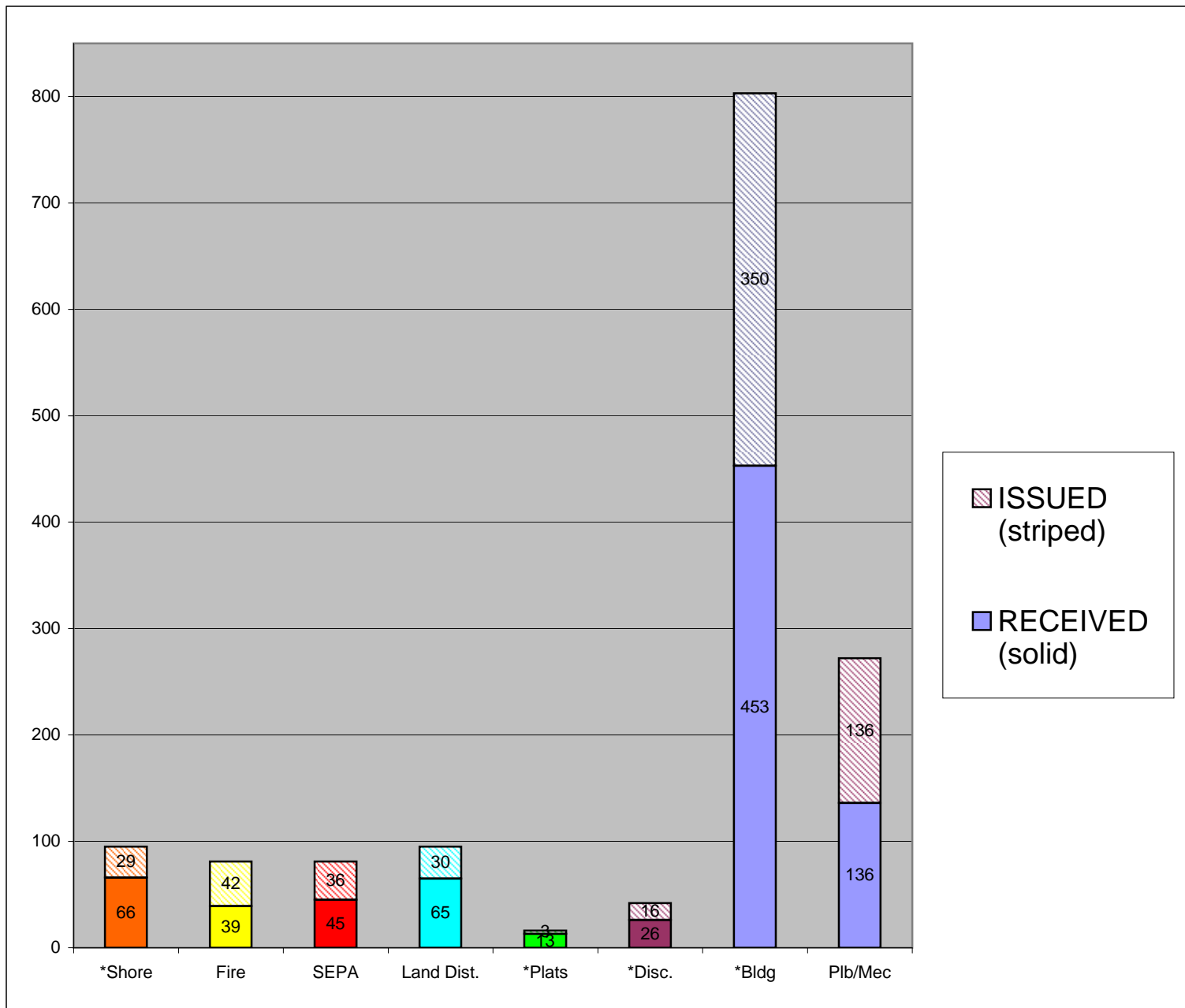
YEAR TO DATE

**CASES
 RECEIVED
 and
 ISSUED**

JAN - APR

Stripe = Issued
Solid = Received

Year to Date Report
 April-08



*Shore = SHC, SHR, SHV, SHX
 *Plats = LSS, SSS, BSP, PUD, MDP
 *Disc = ADM, APL, CUP, NON, VAR
 *Bldg = COM, DET, MOB, SFR