

Permit Activity, April 09

WHATCOM COUNTY PLANNING & DEVELOPMENT
2009 April



| CURRENT MONTH | | |
|----------------------------|-----------|-----------------------|
| SINGLE FAMILY RESIDENCES | ISSUED | VALUATION |
| NEW - RESIDENTIAL | 13 | 2,567,163 |
| NEW - DUPLEX | | |
| ADDITION/REMODEL | 19 | 1,265,475 |
| CONVERT TO LIVING | 3 | 247,133 |
| DEMOLITION (SINGLE FAMILY) | 1 | 18,000 |
| MOVE TO SITE | | |
| REPLACE/REPAIR | 4 | 31,950 |
| RE-ROOF / SIDE ONLY | | |
| TOTAL | 40 | \$4,129,721.00 |

| MOBILE HOMES | ISSUED | VALUATION |
|--------------------|----------|---------------------|
| NEW - MOBILE HOME | 4 | 131,080 |
| ADDITION TO MOB | | |
| CONVERT TO STORAGE | | |
| REPLACEMENT | 1 | 21,440 |
| TEMP MOBILE | | |
| TOTAL | 5 | \$152,520.00 |

| DETACHED BUILDINGS | ISSUED | VALUATION |
|-----------------------------|-----------|---------------------|
| NEW - AG BARN / STORAGE | 5 | 169,300 |
| NEW - GARAGE | 7 | 183,860 |
| NEW - OTHER TYPE BLDG | 1 | 5,600 |
| NEW - OTHER TYPE STRUCTURES | | |
| NEW - STORAGE | 2 | 32,400 |
| ADDITION / REMODEL | 3 | 20,858 |
| CONVERT TO OTHER | | |
| DEMOLITION (DETACHED) | 1 | 350,000 |
| MOVE TO SITE | | |
| REPLACE / REPAIR | 1 | 50,562 |
| RE-ROOF ONLY | | |
| TOTAL | 20 | \$812,580.00 |

| COMMERCIAL | ISSUED | VALUATION |
|----------------------------------|-----------|-----------------------|
| NEW - 3 - 4 UNIT APARTMENTS | | |
| NEW - 5 + UNIT APARTMENTS | | |
| NEW - AIRPORT FACILITIES | | |
| NEW - AMUSEMENT, SOCIAL, REC | | |
| NEW - CHURCHES & OTH RELIGIOUS | | |
| NEW - FIRE STATIONS / MEDIC ONE | | |
| NEW - HOSPITALS / INSTITUTIONAL | | |
| NEW - HOTEL / MOTEL / TOUR. CAB | | |
| NEW - INDUSTRIAL | 4 | 2,554,899 |
| NEW - MIXED USE | | |
| NEW - OFFICE, BANKS, PROF | | |
| NEW - OTHER PORTABLES | | |
| NEW - OTHER TYPE BLDGS | | |
| NEW - OTHER TYPE STRUCTURES | 3 | 44,995 |
| NEW - PORTABLE CLASSROOM | | |
| NEW - PUBLIC WORKS & UTILITY | | |
| NEW - SCHOOLS & OTHER ED | | |
| NEW - STORAGE BLDGS | | |
| NEW - STORES & CUSTOMER SERV | | |
| NEW - WAREHOUSE | | |
| ADDITION / REMODEL | 1 | 3,000 |
| CHANGE OF USE / TEN IMPROV / OCC | 1 | 41,815 |
| CONVERT | | |
| DEMOLITION (COMMERCIAL) | 1 | - |
| MOVE TO SITE | | |
| REPLACE / REPAIR | 1 | - |
| RE-ROOF ONLY | 1 | 30,000 |
| TOTAL | 12 | \$2,674,709.00 |

| MONTHLY TOTAL | |
|---------------|----------------|
| ISSUED | VALUATION |
| 77 | \$7,769,530.00 |

| YEAR TO DATE | |
|--------------|------------------------|
| ISSUED | VALUATION |
| 53 | 10,239,013 |
| 43 | 2,353,110 |
| 4 | 376,017 |
| 4 | 33,000 |
| 11 | 135,450 |
| 1 | 30,000 |
| 116 | \$13,166,590.00 |

| MOB | ISSUED | VALUATION |
|-----------|---------------------|-----------|
| 7 | 359,268 | |
| 7 | 240,593 | |
| 14 | \$599,861.00 | |

| DET | ISSUED | VALUATION |
|-----------|-----------------------|-----------|
| 20 | 938,596 | |
| 22 | 562,059 | |
| 6 | 78,550 | |
| 9 | 188,174 | |
| 5 | 155,460 | |
| 4 | 38,138 | |
| 4 | 356,900 | |
| 3 | 50,862 | |
| 73 | \$2,368,739.00 | |

| COM | ISSUED | VALUATION |
|-----------|------------------------|-----------|
| 1 | 155,043 | |
| 1 | 24,420 | |
| 7 | 3,191,399 | |
| 3 | 1,193,342 | |
| 1 | 131,664 | |
| 12 | 550,648 | |
| 1 | 20,000 | |
| 1 | 238,000 | |
| 8 | 2,265,109 | |
| 3 | 1,665,639 | |
| 5 | 272,072 | |
| 6 | 2,635,781 | |
| 2 | 7,500 | |
| 1 | 3,550 | |
| 6 | 146,188 | |
| 1 | 30,000 | |
| 59 | \$12,530,354.89 | |

| YEARLY TOTAL | |
|--------------|-----------------|
| ISSUED | VALUATION |
| 262 | \$28,665,544.89 |



YEAR TO DATE

**BLDG PERMITS
 VALUATION**

in thousands

April

**Comparing
 2008 to 2009**

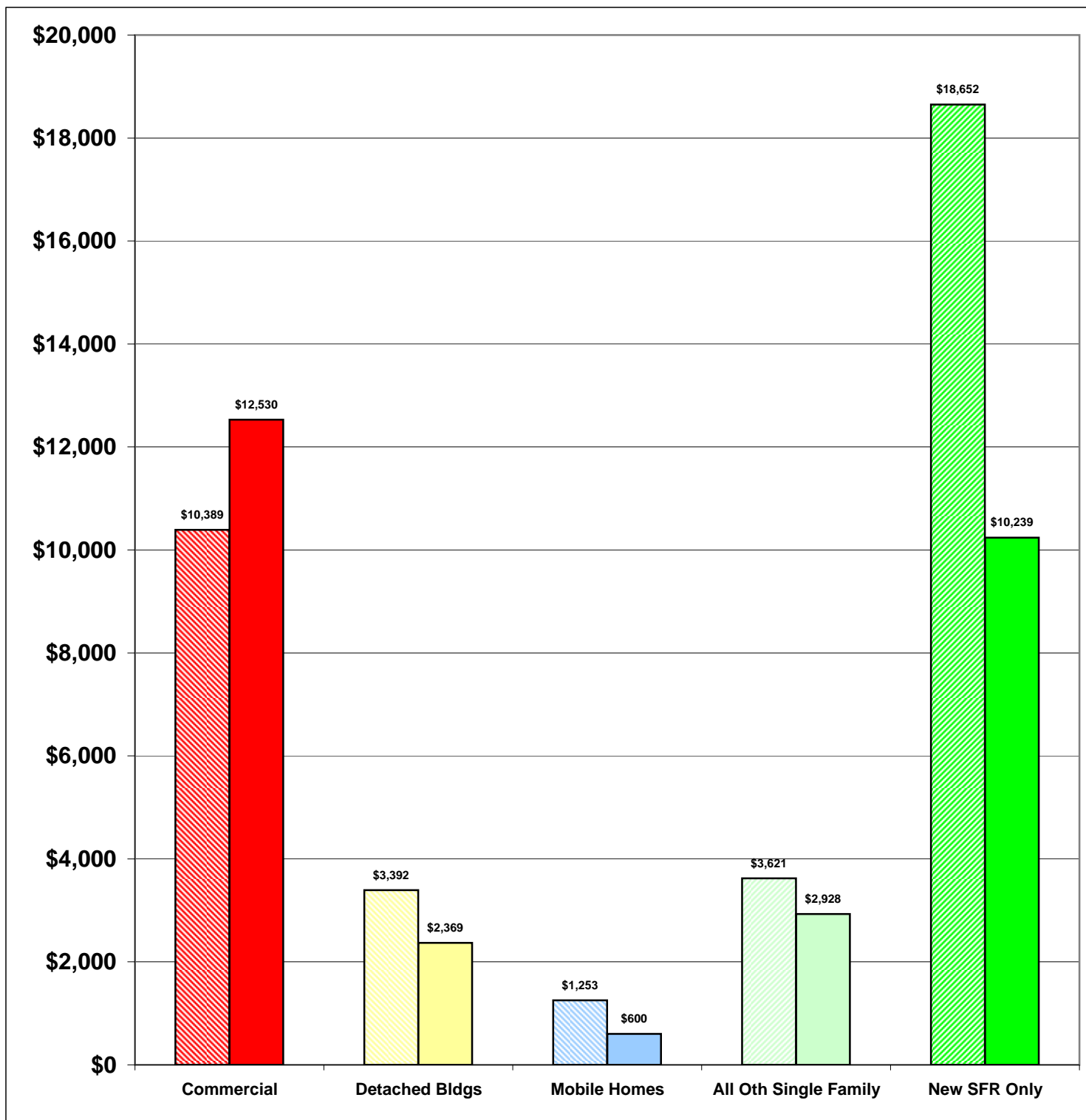
**2008 \$37,307
 2009 \$28,666**

-23%

Total Increase

Stripe = 08 Solid = 09

Year to Date Valuation Report
 April-09





BLDG PERMITS ISSUED

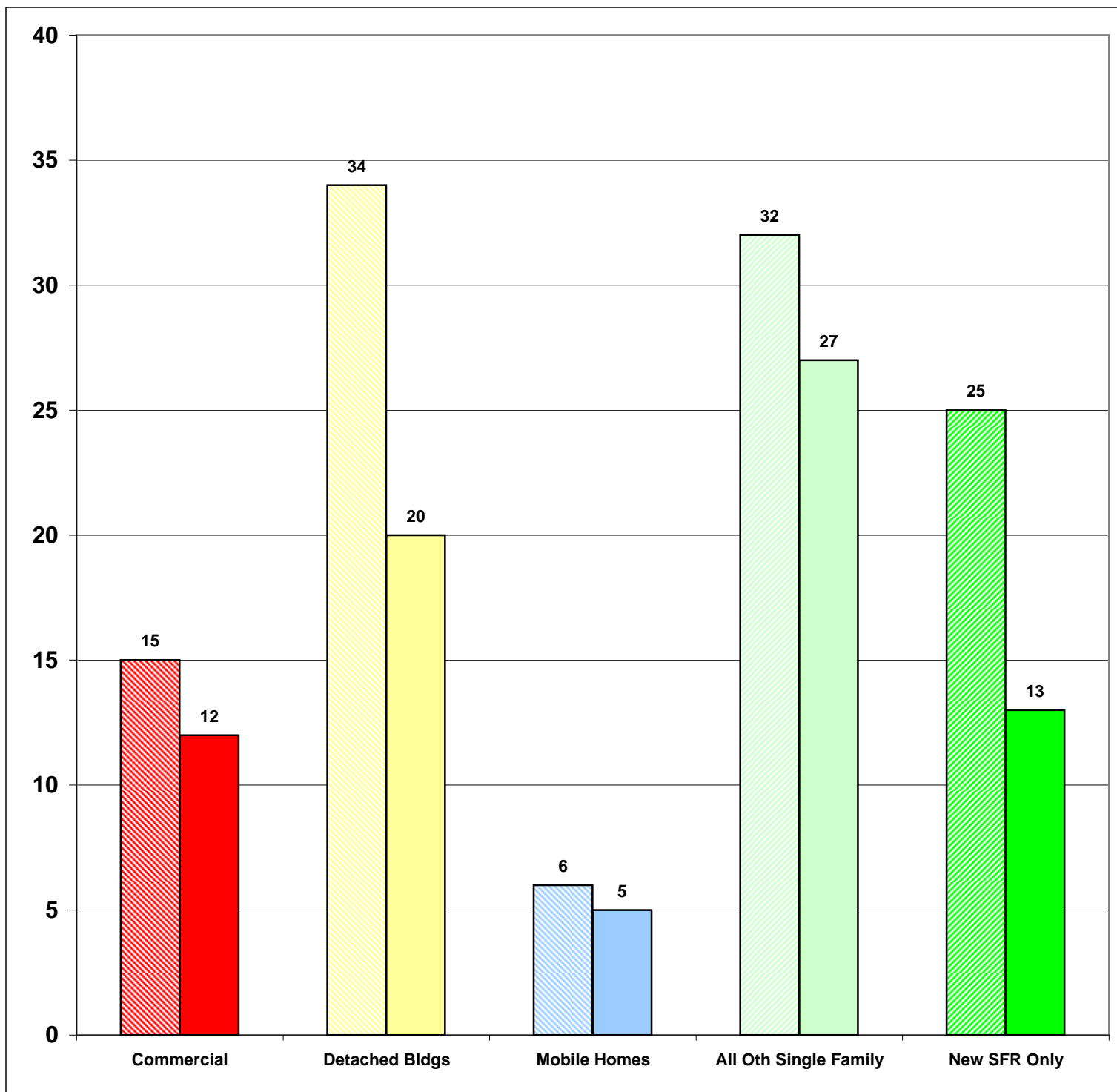
April

Comparing
2008 to 2009

Apr-08 112
Apr-09 77

-31%
Total Increase

Stripe = 07 Solid = 08



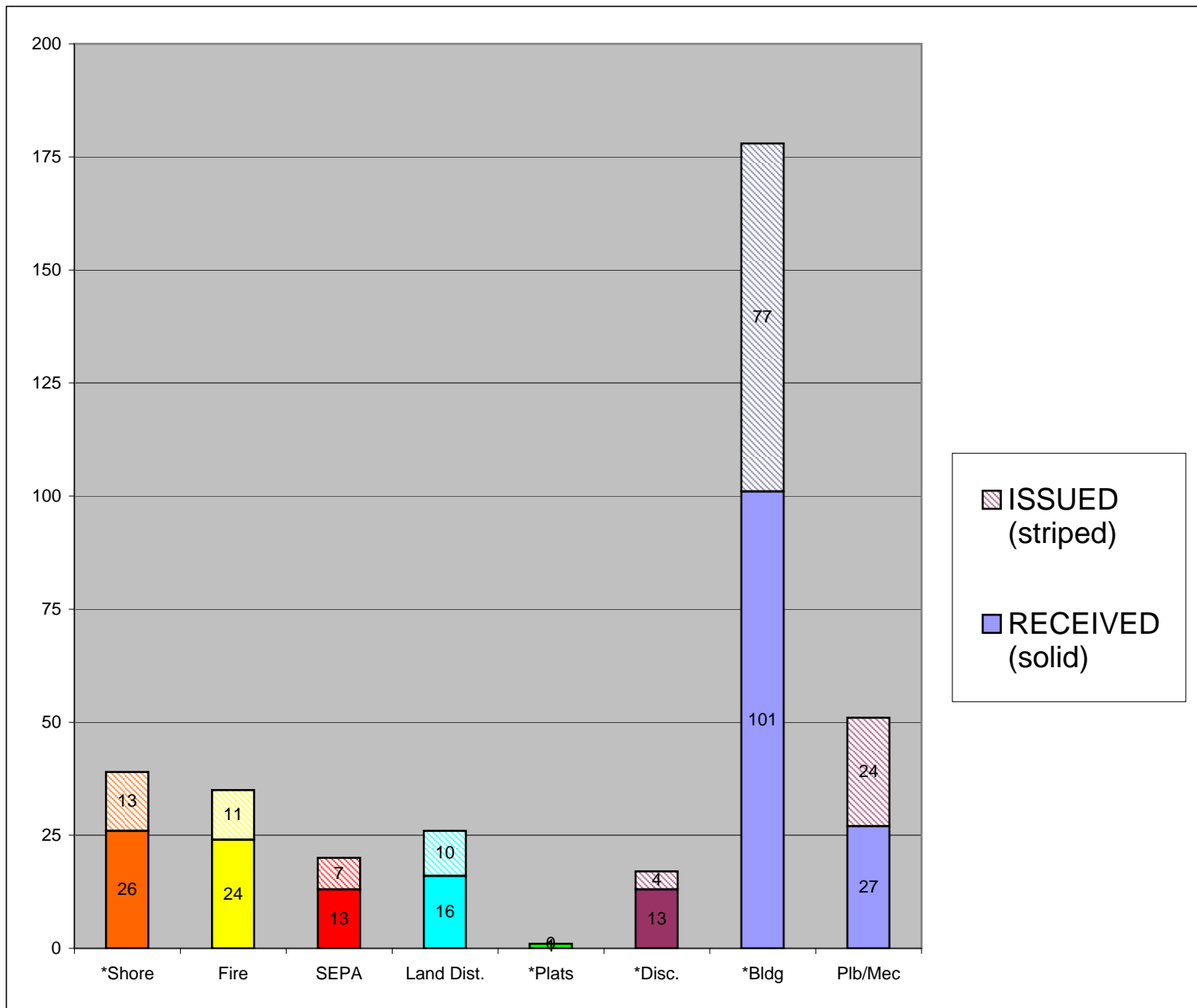


**CASES
RECEIVED
and
ISSUED**

April

Stripe = Issued
Solid = Received

Monthly Permit Report
April-09



*Shore = SHC, SHR, SHV, SHX

*Plats = LSS, SSS, BSP, PUD, MDP

*Disc = ADM, APL, CUP, NON, VAR

*Bldg = COM, DET, MOB, SFR



YEAR TO DATE

**BLDG PERMITS
ISSUED**

JAN - APR

**Comparing
2008 to 2009**

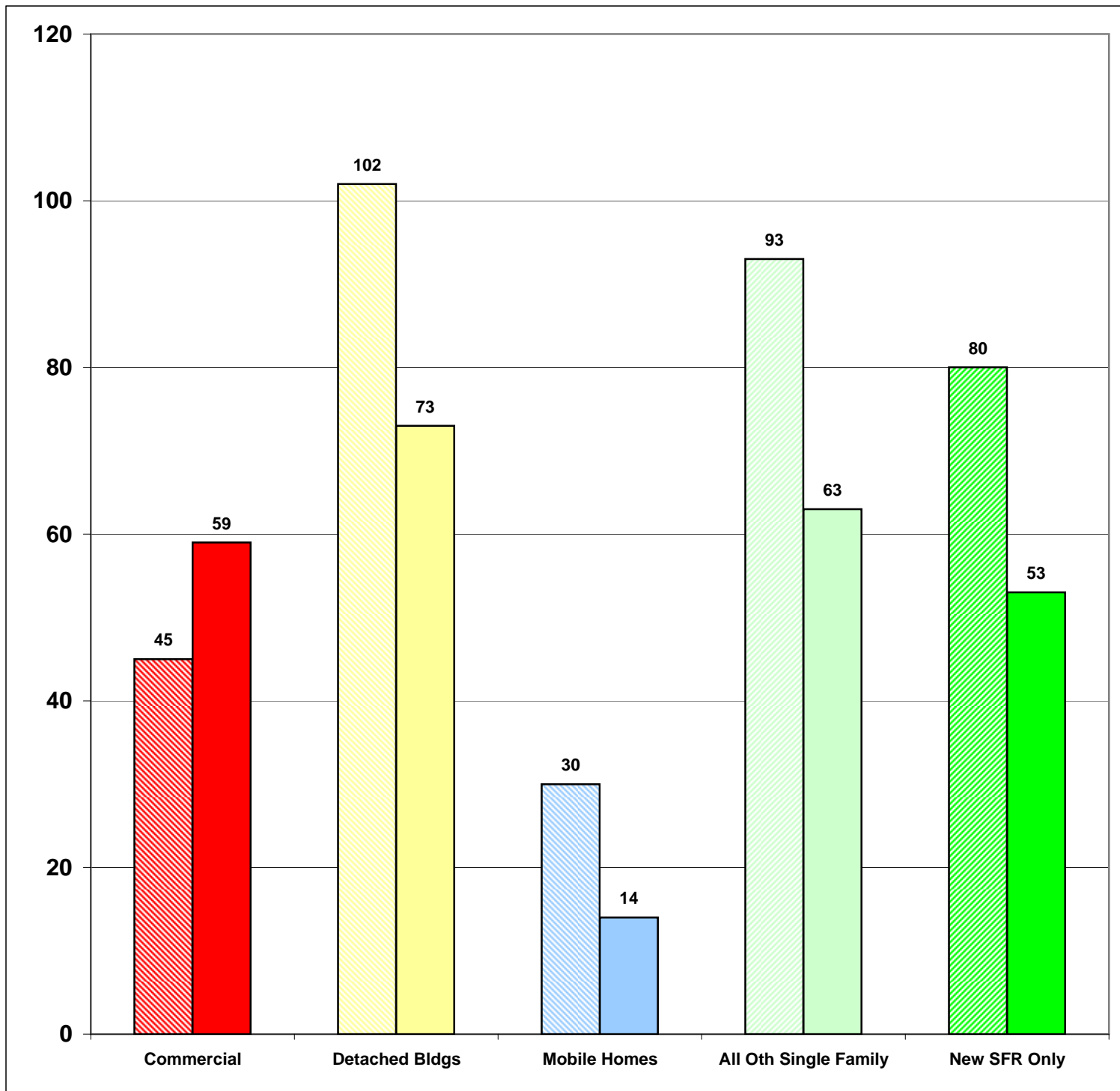
**2008 350
2009 262**

-25%

Total Increase

Stripe = 08 Solid = 09

Year to Date Report
April-09





YEAR TO DATE

**BLDG PERMITS
APPLIED FOR**

JAN - APR

**Comparing
2008 to 2009**

2008 443

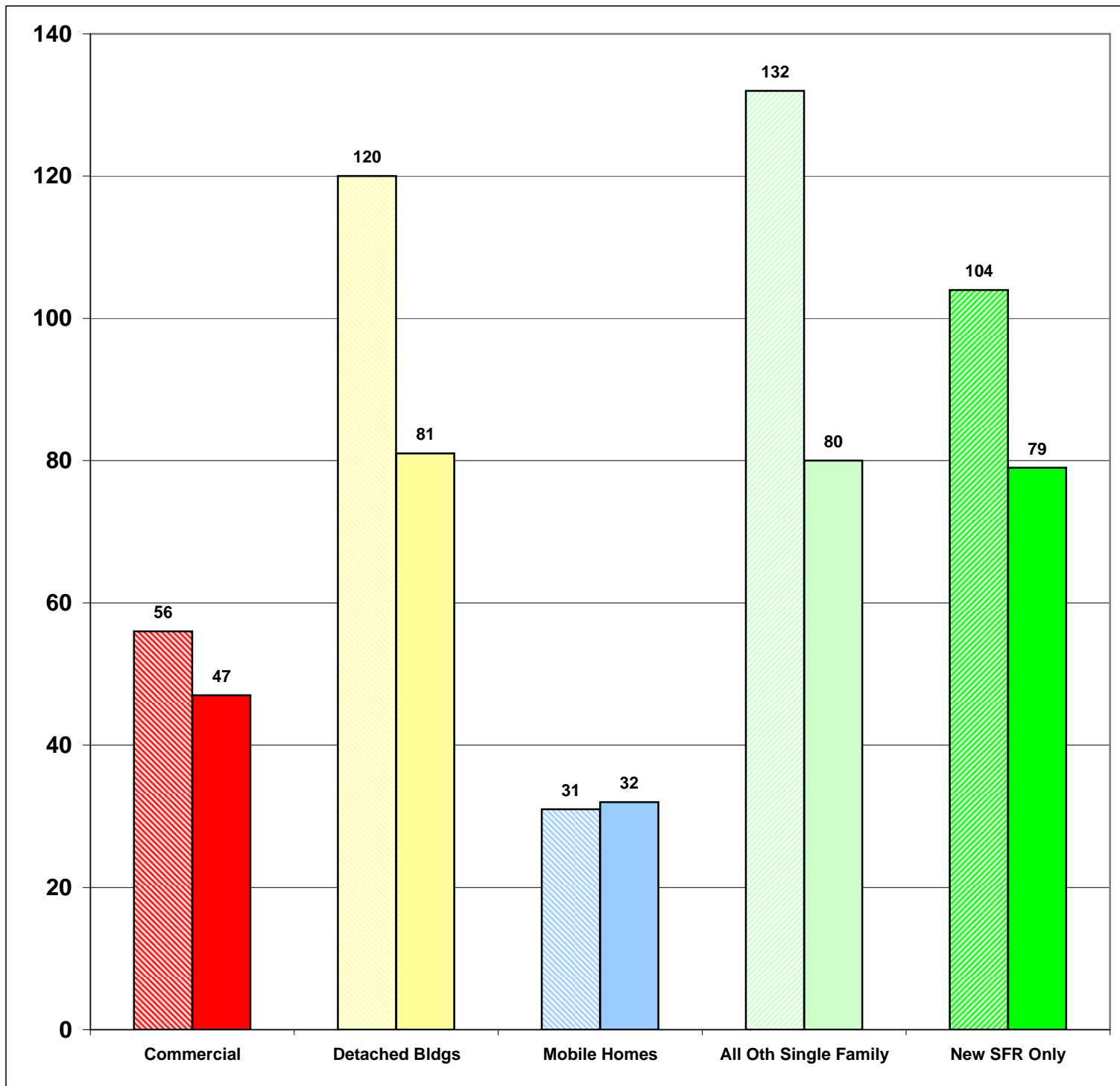
2009 319

-28%

Total Increase

Stripe = 08 Solid = 09

**Year to Date Report
April-09**

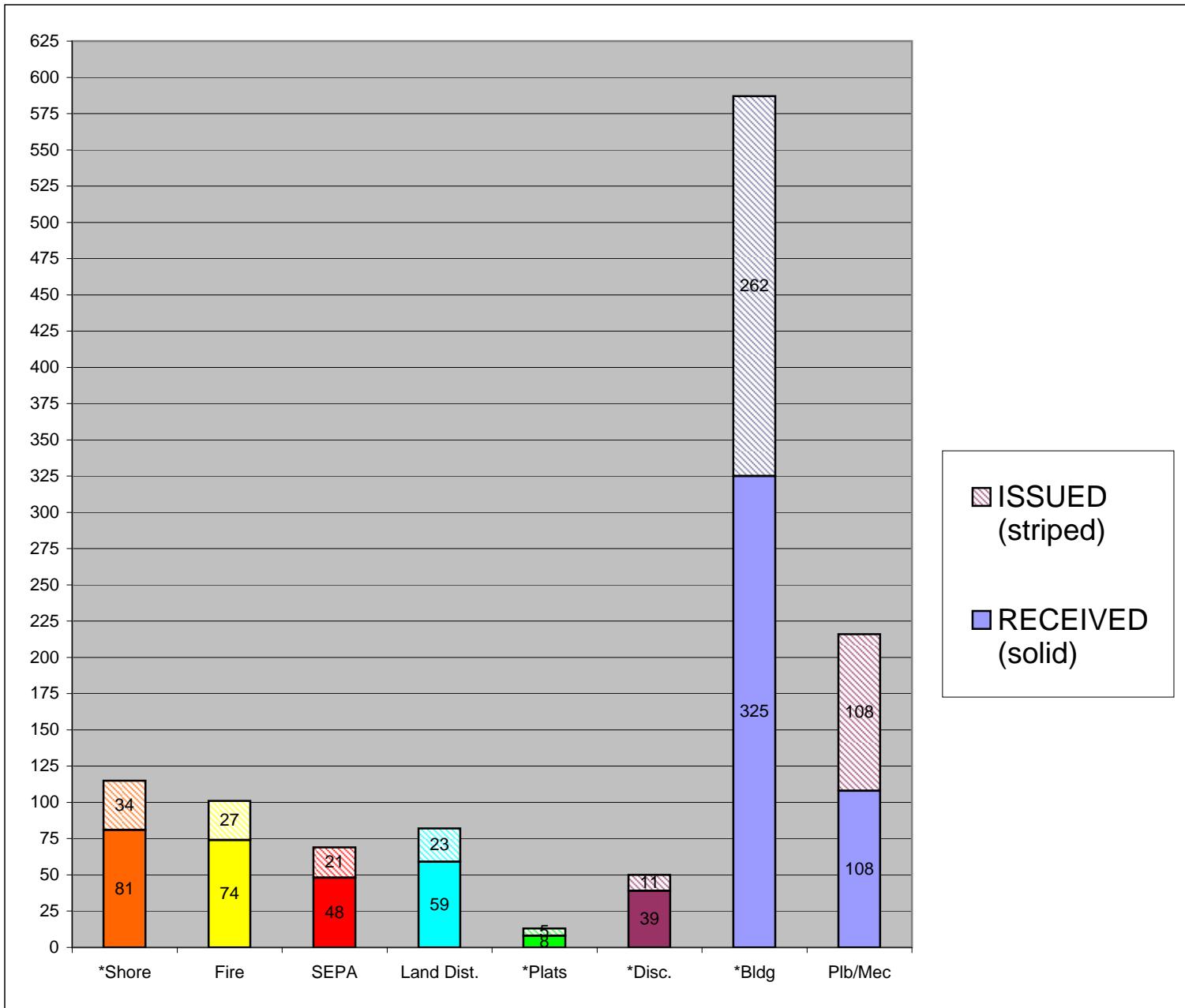




YEAR TO DATE

**CASES
 RECEIVED
 and
 ISSUED**

JAN - APR



Stripe = Issued
 Solid = Received

Year to Date Report
 April-09

- *Shore = SHC, SHR, SHV, SHX
- *Plats = LSS, SSS, BSP, PUD, MDP
- *Disc = ADM, APL, CUP, NON, VAR
- *Bldg = COM, DET, MOB, SFR