

# Permit Activity, April 10

WHATCOM COUNTY PLANNING & DEVELOPMENT  
2010 April



CURRENT MONTH		
SINGLE FAMILY RESIDENCES	ISSUED	VALUATION
NEW - RESIDENTIAL	16	4,566,421
NEW - DUPLEX		
ADDITION/REMODEL	17	543,967
CONVERT TO LIVING		
DEMOLITION (SINGLE FAMILY)	4	51,670
MOVE TO SITE		
REPLACE/REPAIR	2	17,281
RE-ROOF / SIDE ONLY	1	4,862
<b>TOTAL</b>	<b>40</b>	<b>\$5,184,201.25</b>

MOBILE HOMES	ISSUED	VALUATION
NEW - MOBILE HOME	2	75,640
ADDITION TO MOB		
CONVERT TO STORAGE		
REPLACEMENT	2	46,524
TEMP MOBILE		
<b>TOTAL</b>	<b>4</b>	<b>\$122,164.00</b>

DETACHED BUILDINGS	ISSUED	VALUATION
NEW - AG BARN / STORAGE	3	93,280
NEW - GARAGE	8	198,696
NEW - OTHER TYPE BLDG		
NEW - OTHER TYPE STRUCTURES	2	10,800
NEW - STORAGE	1	34,560
ADDITION / REMODEL	1	2,700
CONVERT TO OTHER		
DEMOLITION (DETACHED)	2	8,000
MOVE TO SITE		20,512
REPLACE / REPAIR	2	
RE-ROOF ONLY		
<b>TOTAL</b>	<b>19</b>	<b>\$368,548.00</b>

COMMERCIAL	ISSUED	VALUATION
NEW - 3 - 4 UNIT APARTMENTS		
NEW - 5 + UNIT APARTMENTS		
NEW - AIRPORT FACILITIES		
NEW - AMUSEMENT, SOCIAL, REC		
NEW - CHURCHES & OTH RELIGIOUS		
NEW - FIRE STATIONS / MEDIC ONE		
NEW - HOSPITALS / INSTITUTIONAL		
NEW - HOTEL / MOTEL / TOUR. CAB		
NEW - INDUSTRIAL	1	376,000
NEW - MIXED USE		
NEW - OFFICE, BANKS, PROF		
NEW - OTHER PORTABLES		
NEW - OTHER TYPE BLDGS		
NEW - OTHER TYPE STRUCTURES	4	79,022
NEW - PORTABLE CLASSROOM		
NEW - PUBLIC WORKS & UTILITY		
NEW - SCHOOLS & OTHER ED		
NEW - STORAGE BLDGS	1	280,703
NEW - STORES & CUSTOMER SERV		
NEW - WAREHOUSE		
ADDITION / REMODEL	3	373,816
CHANGE OF USE / TEN IMPROV / OCC	3	41,379
CONVERT		
DEMOLITION (COMMERCIAL)	1	6,500
MOVE TO SITE		
REPLACE / REPAIR	1	18,000
RE-ROOF ONLY	1	6,000
<b>TOTAL</b>	<b>15</b>	<b>\$1,181,420.00</b>

MONTHLY TOTAL	
ISSUED	VALUATION
78	\$6,856,333.25

YEAR TO DATE	
ISSUED	VALUATION
40	10,201,444
1	150,456
50	1,949,687
3	115,917
8	67,170
1	20,600
6	270,011
2	4,862
<b>111</b>	<b>\$12,780,147.25</b>

MOB	ISSUED	VALUATION
	22	965,373
	8	223,166
	<b>30</b>	<b>\$1,188,539.00</b>

DET	ISSUED	VALUATION
	23	858,190
	17	463,266
	3	62,970
	5	92,580
	5	209,500
	8	268,220
	1	6,720
	4	18,750
	2	20,512
	<b>68</b>	<b>\$2,000,708.00</b>

COM	ISSUED	VALUATION
	1	283,610
	1	6,455,305
	1	376,000
	3	842,501
	18	7,084,680
	1	280,703
	14	1,322,922
	7	65,079
	1	5,000
	2	6,900
	2	38,000
	2	13,750
	<b>53</b>	<b>\$16,774,450.01</b>

YEARLY TOTAL	
ISSUED	VALUATION
262	\$32,743,844.26



**YEAR TO DATE**

**BLDG PERMITS  
 VALUATION**

in thousands

**JAN - APR**

**Comparing  
 2009 to 2010**

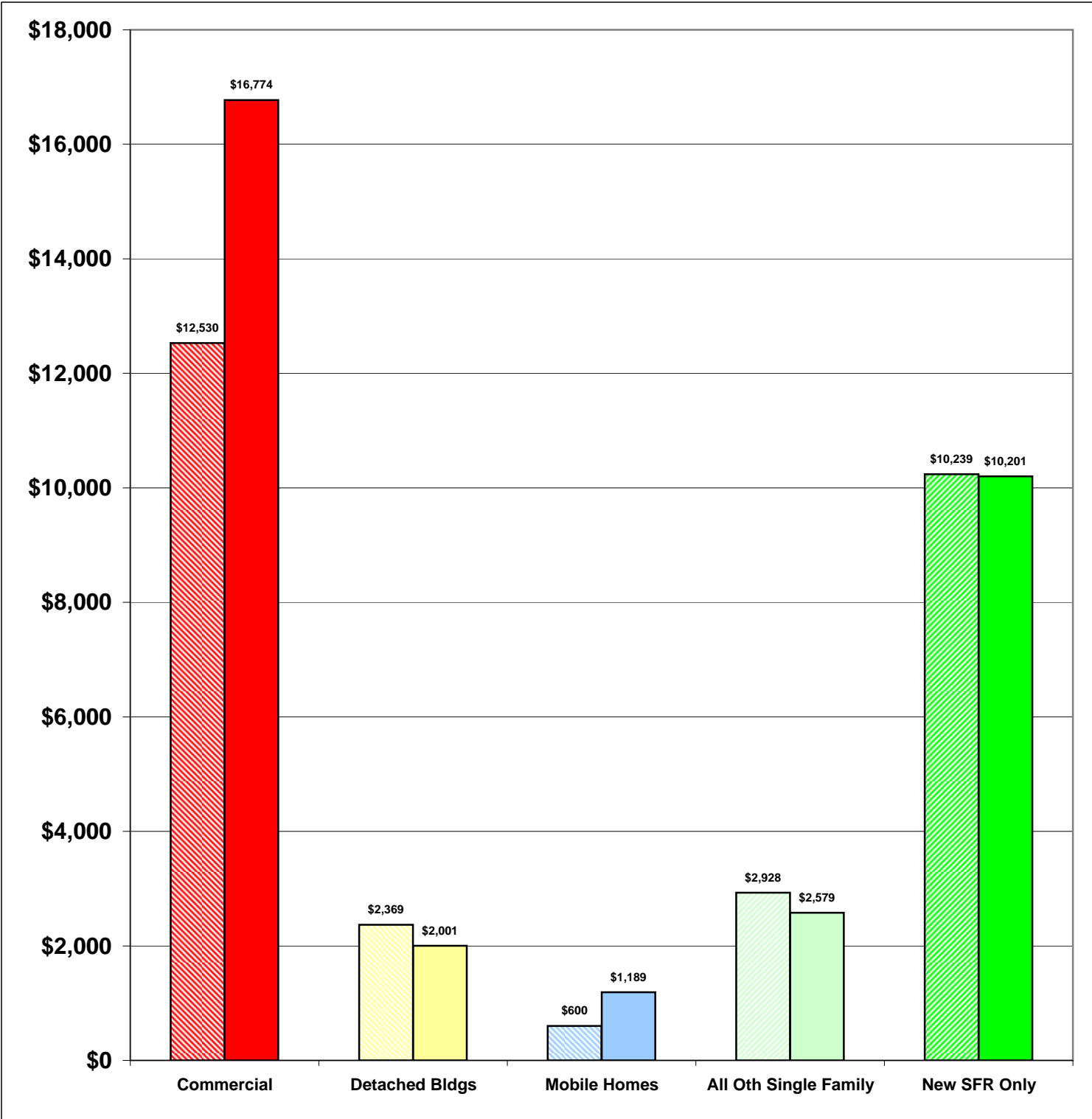
**2009     \$28,666  
 2010     \$32,744**

**14%**

**Total Increase**

**Stripe = 09    Solid = 10**

Year to Date Valuation Report  
 April-10





## BLDG PERMITS ISSUED

April

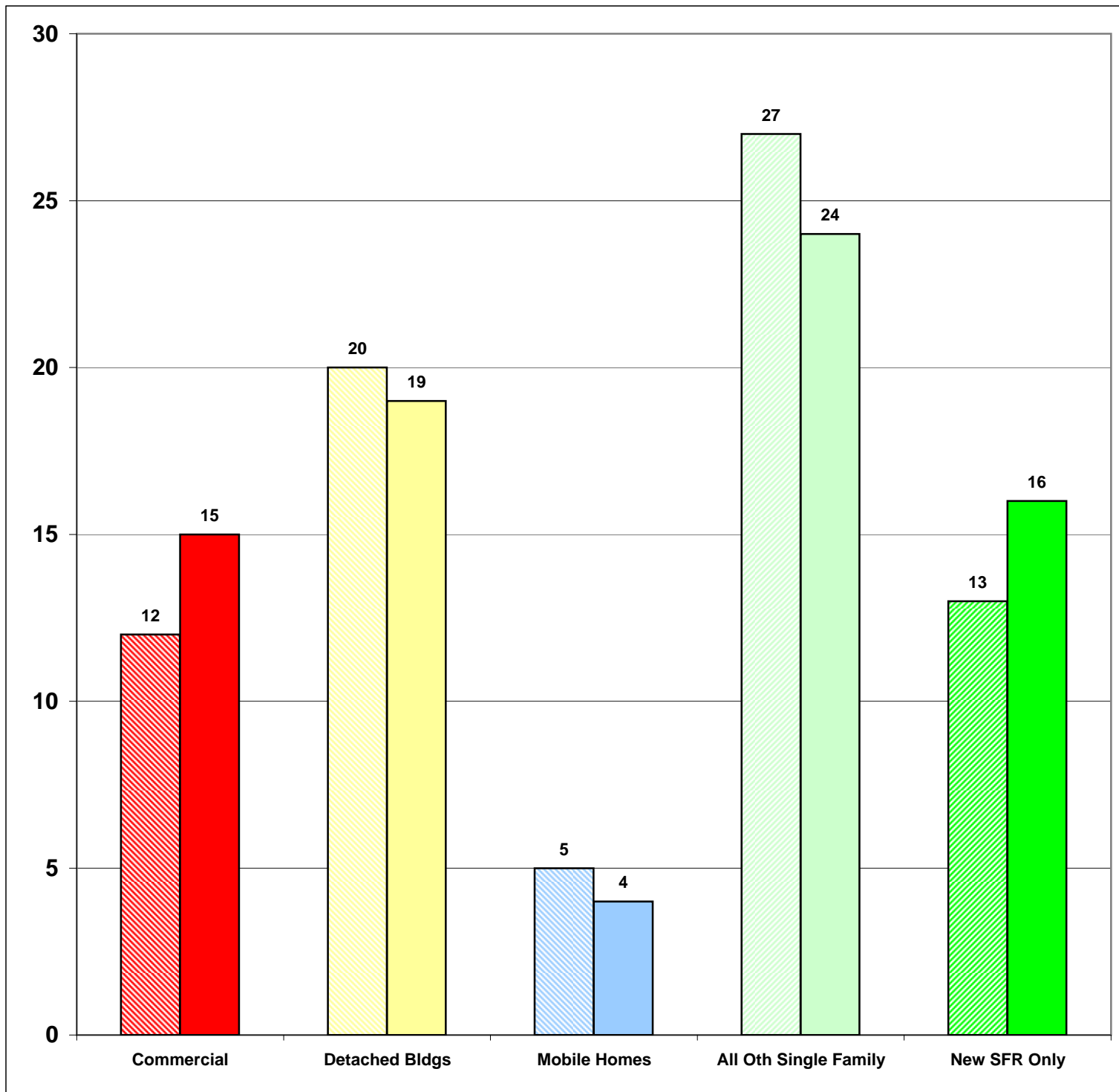
Comparing  
2009 to 2010

Apr-09    77  
Apr-10    78

1%  
Total Increase

Stripe = 07    Solid = 08

Monthly Report  
April-10



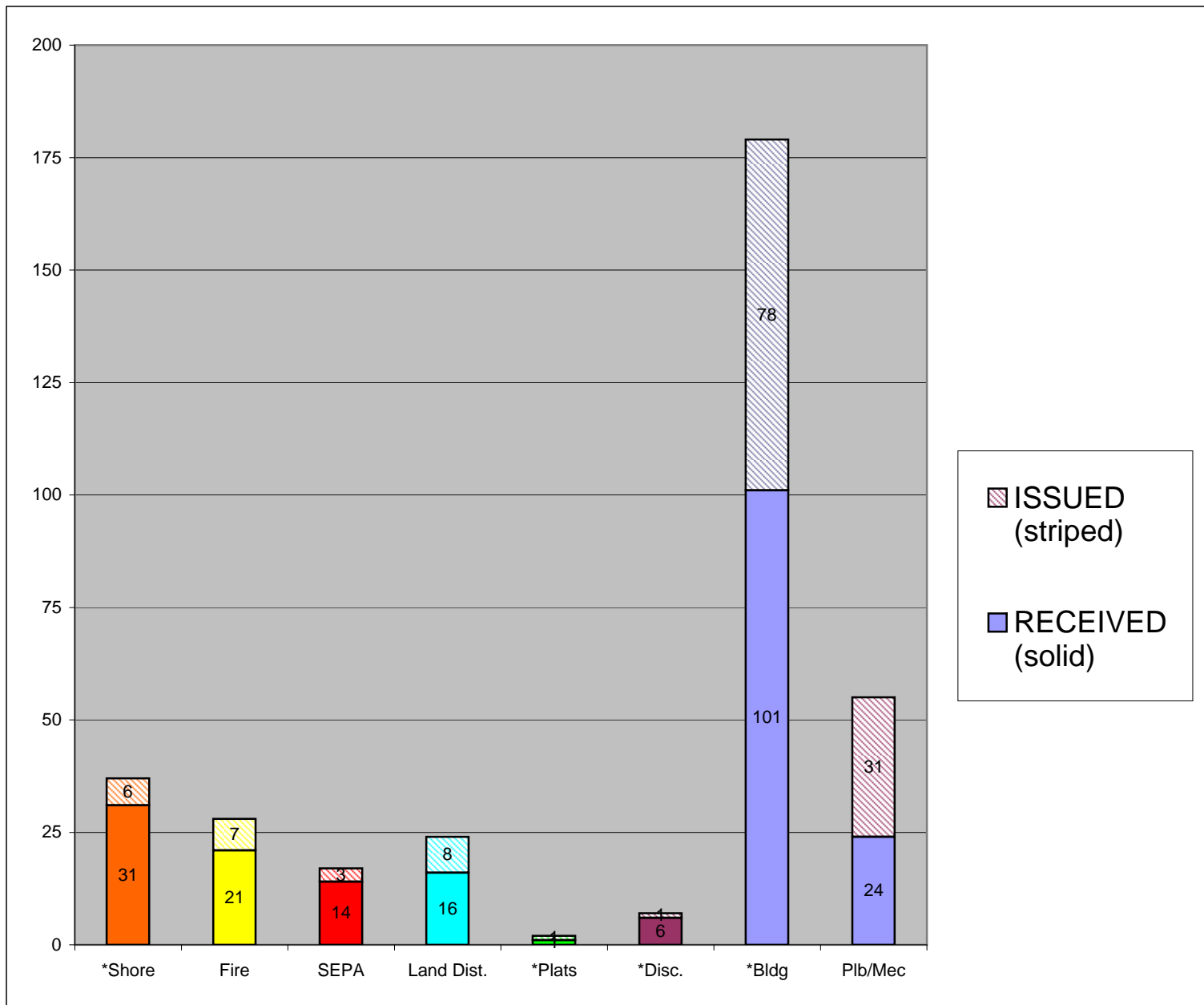


**CASES  
 RECEIVED  
 and  
 ISSUED**

**APRIL**

**Stripe = Issued**  
**Solid = Received**

Monthly Permit Report  
 April-10



\*Shore = SHC, SHR, SHV, SHX  
 \*Plats = LSS, SSS, BSP, PUD, MDP  
 \*Disc = ADM, APL, CUP, NON, VAR  
 \*Bldg = COM, DET, MOB, SFR



**YEAR TO DATE**

**BLDG PERMITS  
 ISSUED**

**JAN - APR**

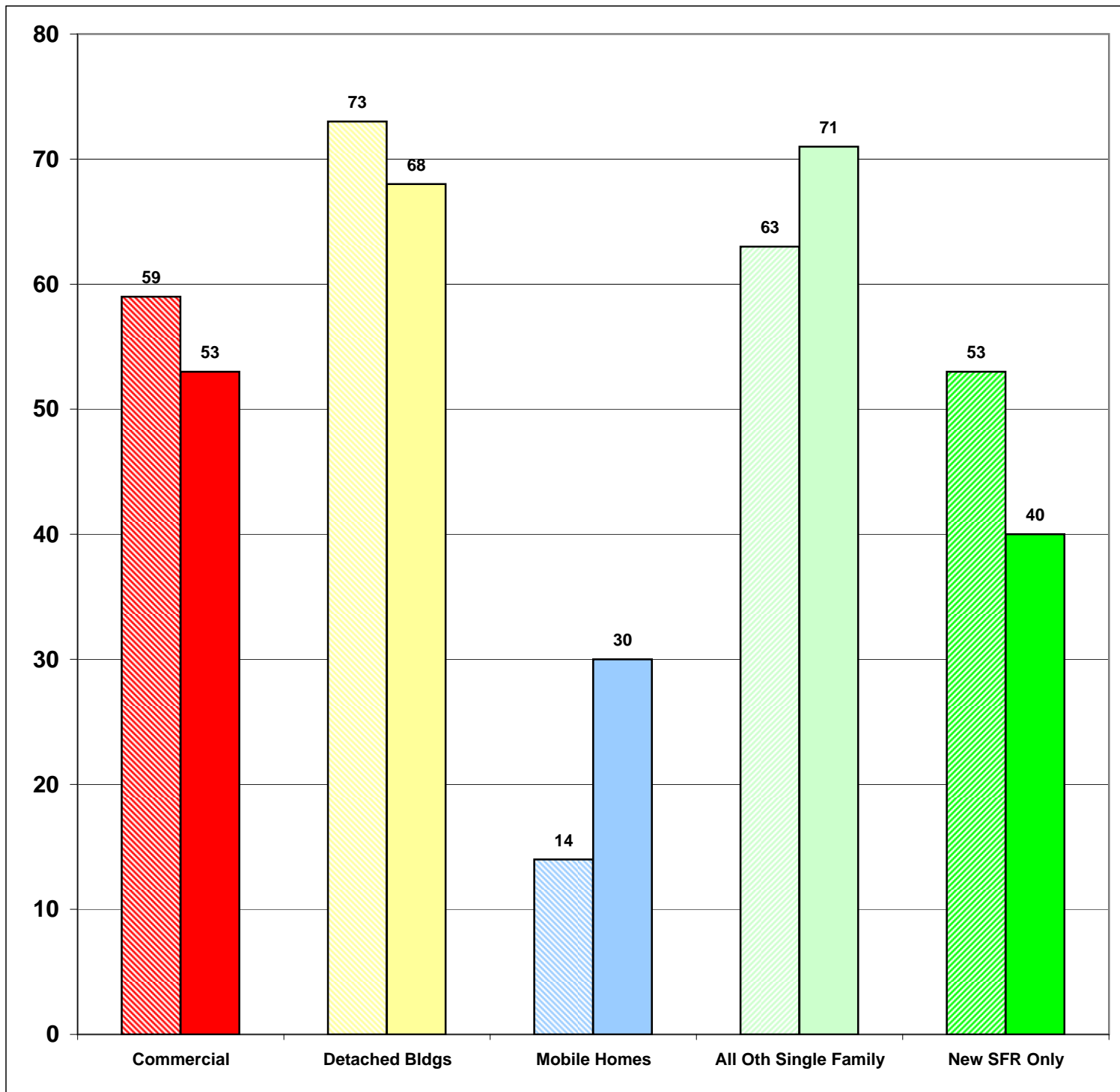
**Comparing  
 2009 to 2010**

<b>2009</b>	<b>262</b>
<b>2010</b>	<b>262</b>

**0%  
 Total Increase**

**Stripe = 09    Solid = 10**

Year to Date Report  
 April-10





**YEAR TO DATE**

**BLDG PERMITS  
APPLIED FOR**

**JAN - APR**

**Comparing  
2009 to 2010**

**2009     317**

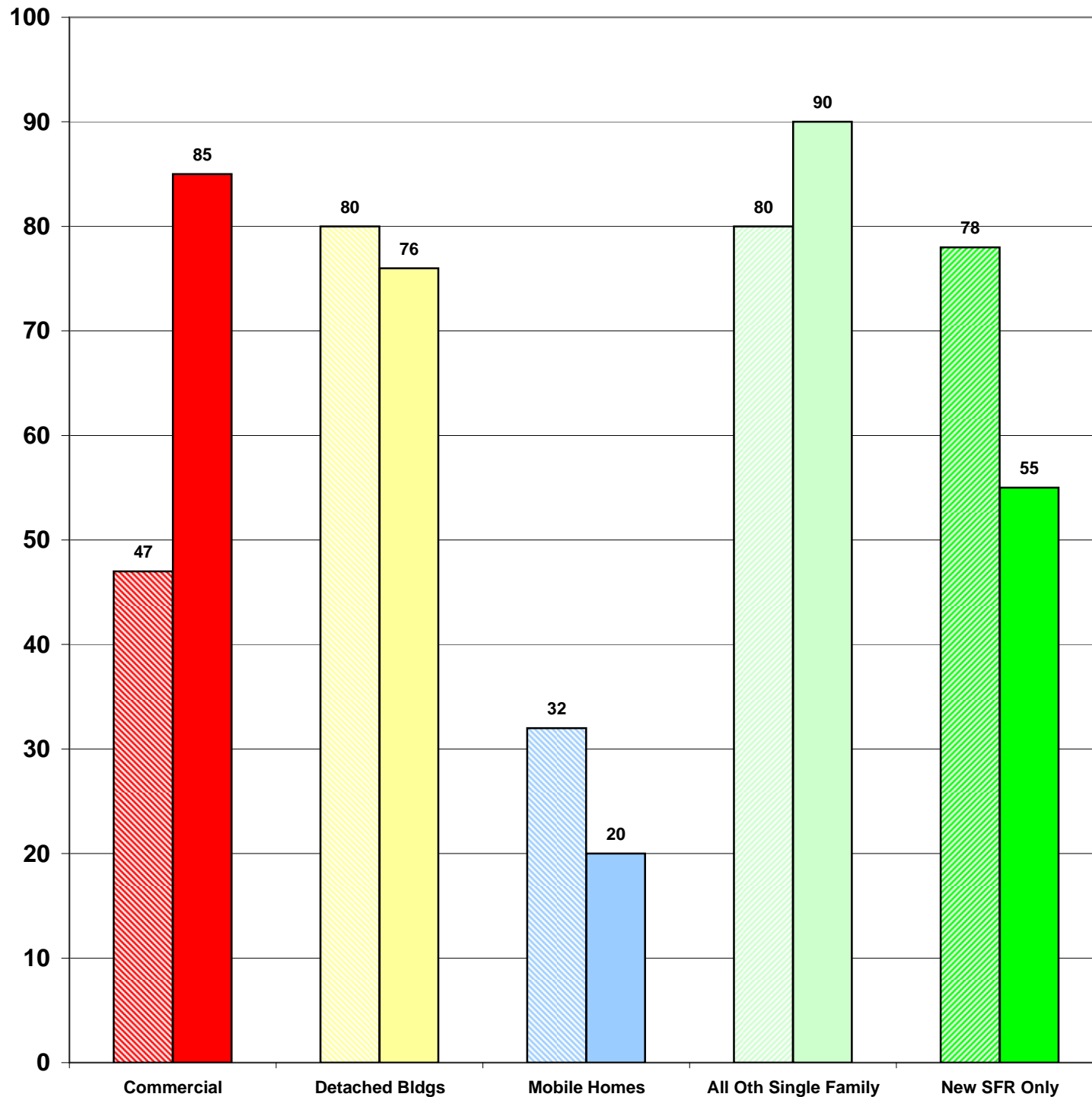
**2010     326**

**3%**

**Total Increase**

**Stripe = 09     Solid = 10**

**Year to Date Report  
April-10**



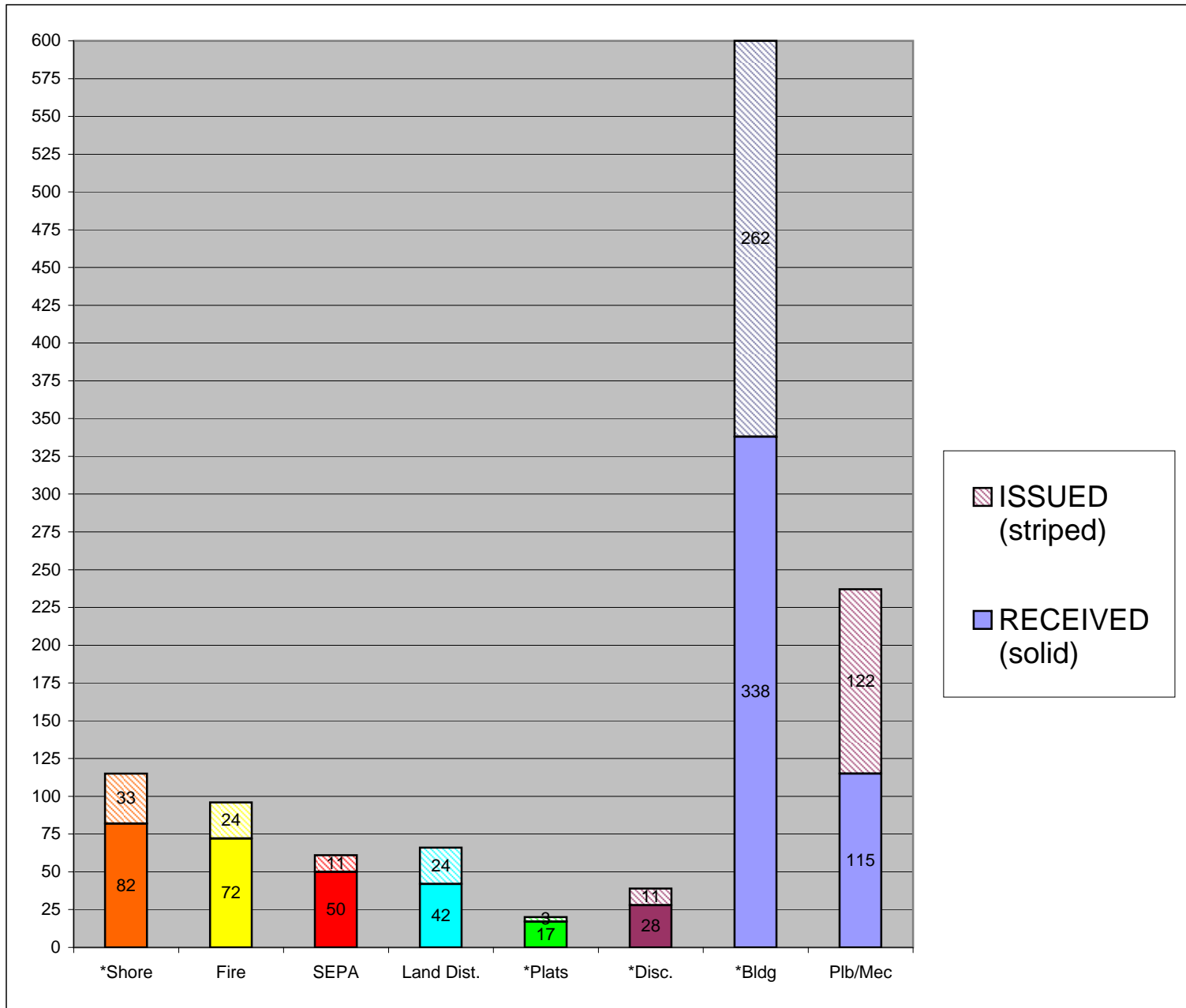


**YEAR TO DATE**

**CASES**

**RECEIVED  
and  
ISSUED**

**JAN - APR**



Stripe = Issued  
Solid = Received

Year to Date Report  
April-10

\*Shore = SHC, SHR, SHV, SHX

\*Plats = LSS, SSS, BSP, PUD, MDP

\*Disc = ADM, APL, CUP, NON, VAR

\*Bldg = COM, DET, MOB, SFR