

Permit Activity, April 12

WHATCOM COUNTY PLANNING & DEVELOPMENT 2012 April



CURRENT MONTH		
SINGLE FAMILY RESIDENCES	ISSUED	VALUATION
NEW - RESIDENTIAL	15	2,758,300
NEW - DUPLEX		
ADDITION/REMODEL	6	320,360
CONVERT TO LIVING	1	50
DEMOLITION (SINGLE FAMILY)		
MOVE TO SITE		
REPLACE/REPAIR		
RE-ROOF / SIDE ONLY		
TOTAL	22	\$3,078,710.00

MOBILE HOMES	ISSUED	VALUATION
NEW - MOBILE HOME	7	163,659
ADDITION TO MOB		
CONVERT TO STORAGE		
REPLACEMENT		
TEMP MOBILE		
TOTAL	7	\$163,659.00

DETACHED BUILDINGS	ISSUED	VALUATION
NEW - AG BARN / STORAGE	3	166,995
NEW - GARAGE	1	24,640
NEW - OTHER TYPE BLDG	1	9,000
NEW - OTHER TYPE STRUCTURES	1	52,642
NEW - STORAGE	3	52,560
ADDITION / REMODEL		
CONVERT TO OTHER		
DEMOLITION (DETACHED)	1	2,000
MOVE TO SITE		
REPLACE / REPAIR		
RE-ROOF ONLY		
TOTAL	10	\$307,837.00

COMMERCIAL	ISSUED	VALUATION
NEW - 3 - 4 UNIT APARTMENTS		
NEW - 5 + UNIT APARTMENTS		
NEW - AIRPORT FACILITIES	1	16,154,128
NEW - AMUSEMENT, SOCIAL, REC		
NEW - CHURCHES & OTH RELIGIOUS		
NEW - FIRE STATIONS / MEDIC ONE		
NEW - HOSPITALS / INSTITUTIONAL		
NEW - HOTEL / MOTEL / TOUR. CAB		
NEW - INDUSTRIAL		
NEW - MIXED USE		
NEW - OFFICE, BANKS, PROF	1	422,729
NEW - OTHER PORTABLES		
NEW - OTHER TYPE BLDGS		
NEW - OTHER TYPE STRUCTURES		
NEW - PORTABLE CLASSROOM		
NEW - PUBLIC WORKS & UTILITY		
NEW - SCHOOLS & OTHER ED		
NEW - STORAGE BLDGS		
NEW - STORES & CUSTOMER SERV		
NEW - WAREHOUSE		
ADDITION / REMODEL	2	60,790
CHANGE OF USE / TEN IMPROV / OCC	1	2,000
CONVERT		
DEMOLITION (COMMERCIAL)		
MOVE TO SITE		
REPLACE / REPAIR		
RE-ROOF ONLY		
TOTAL	5	\$16,639,646.56

MONTHLY TOTAL	
ISSUED	VALUATION
44	\$20,189,852.56

YEAR TO DATE	
ISSUED	VALUATION
37	6,574,359
24	876,395
1	50
4	24,000
1	-
67	\$7,474,804.00

MOB	ISSUED	VALUATION
	21	673,926
	1	15,372
	22	\$689,298.00

DET	ISSUED	VALUATION
	10	478,575
	12	313,655
	2	20,340
	5	115,424
	5	120,975
	4	61,710
	2	5,350
	40	\$1,116,029.00

COM	ISSUED	VALUATION
	1	16,154,128
	1	422,729
	1	2,473
	5	4,830,536
	1	466,514
	7	3,658,695
	5	125,649
	4	210,000
	1	9,500
	26	\$25,880,224.20

YEARLY TOTAL	
ISSUED	VALUATION
155	\$35,160,355.20



YEAR TO DATE

**BLDG PERMITS
 VALUATION**

in thousands

April

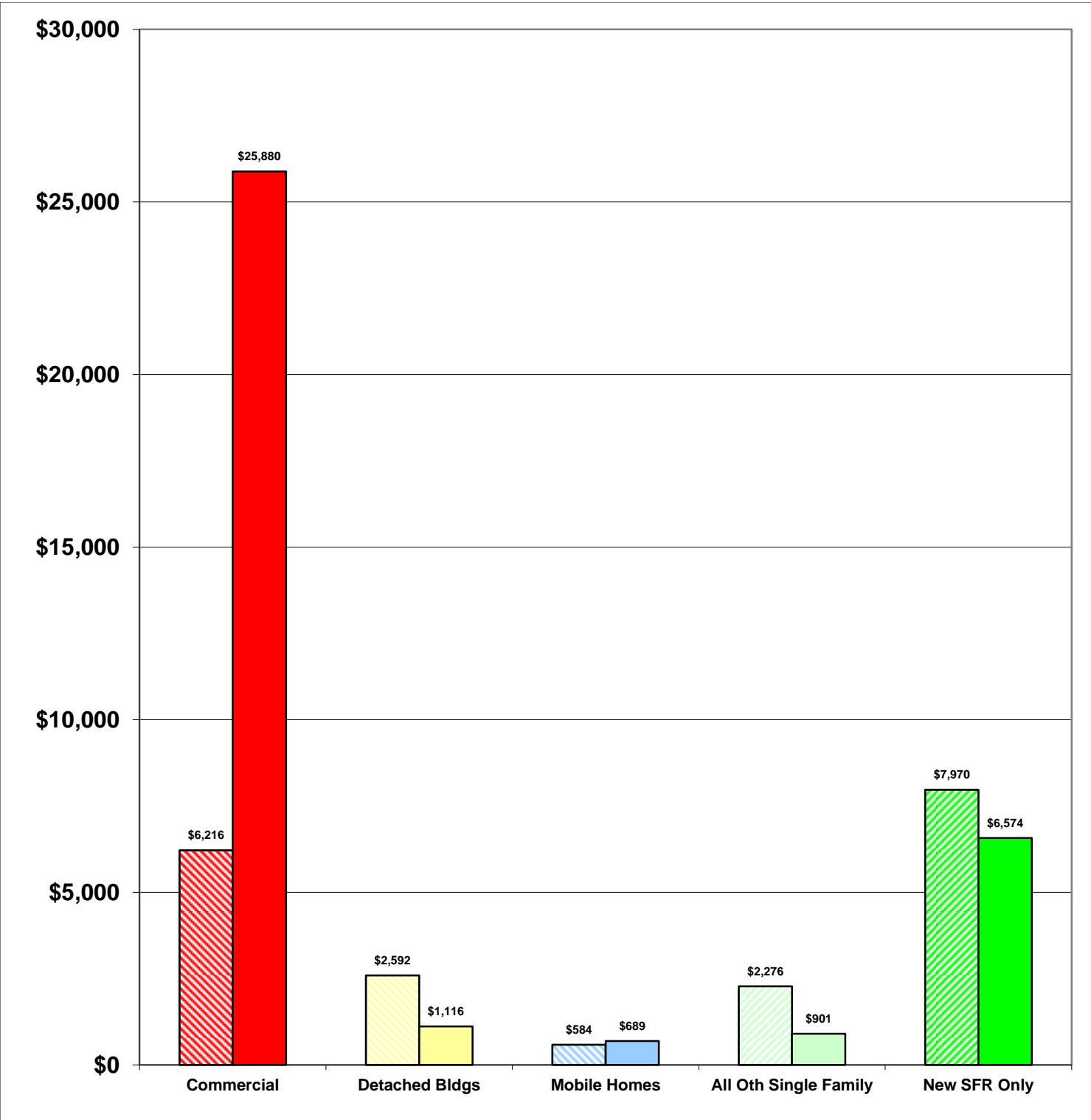
**Comparing
 2011 to 2012**

**2011 \$19,638
 2012 \$35,160**

**79%
 Total Increase**

Stripe = 2011 Solid = 2012

Year to Date Valuation Report
 April-12





BLDG PERMITS ISSUED

April

Comparing
2011 to 2012

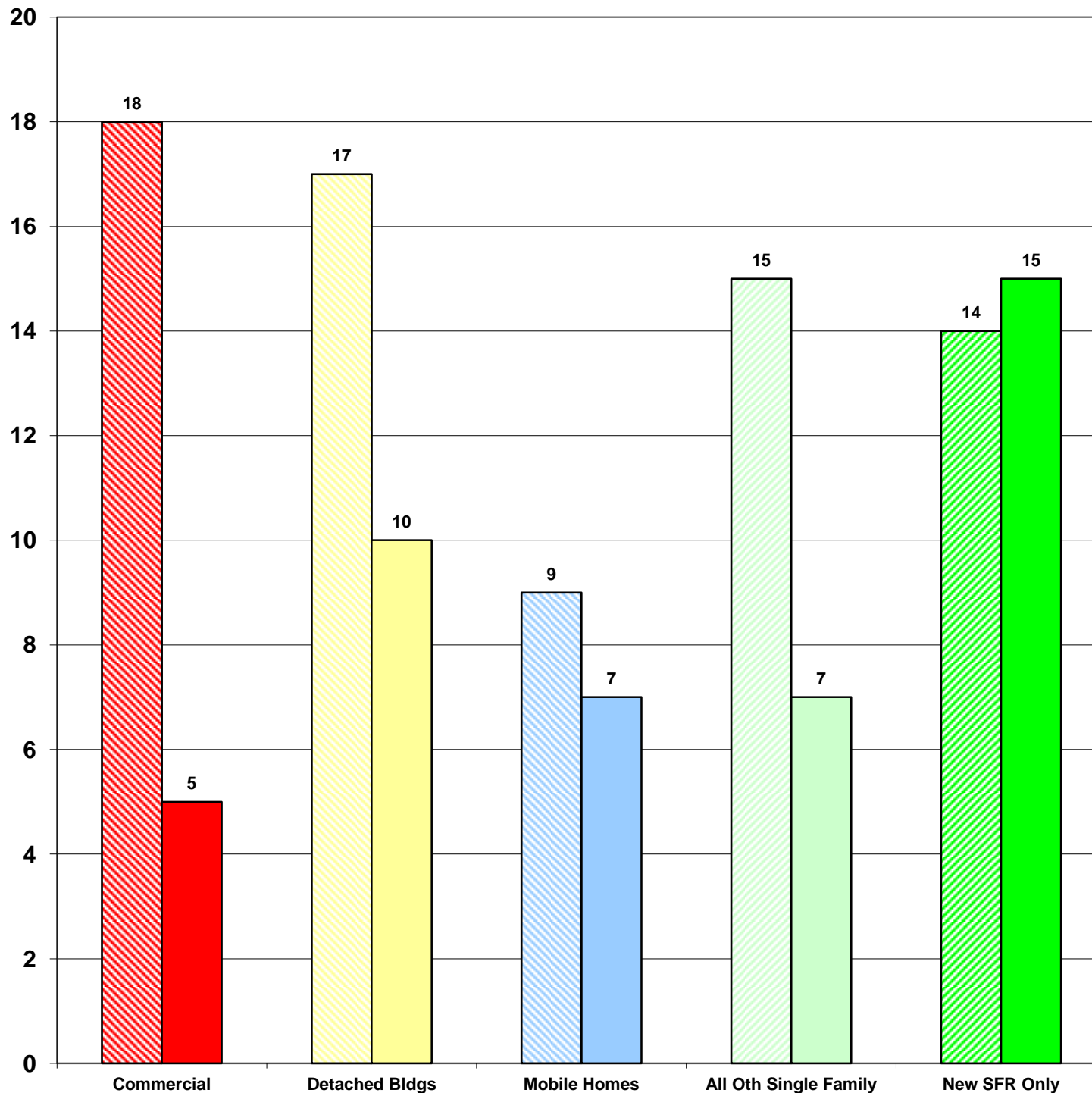
Apr-11 73
Apr-12 44

-40%

Total Increase

Stripe = 2011 Solid = 2012

Monthly Report
April-12



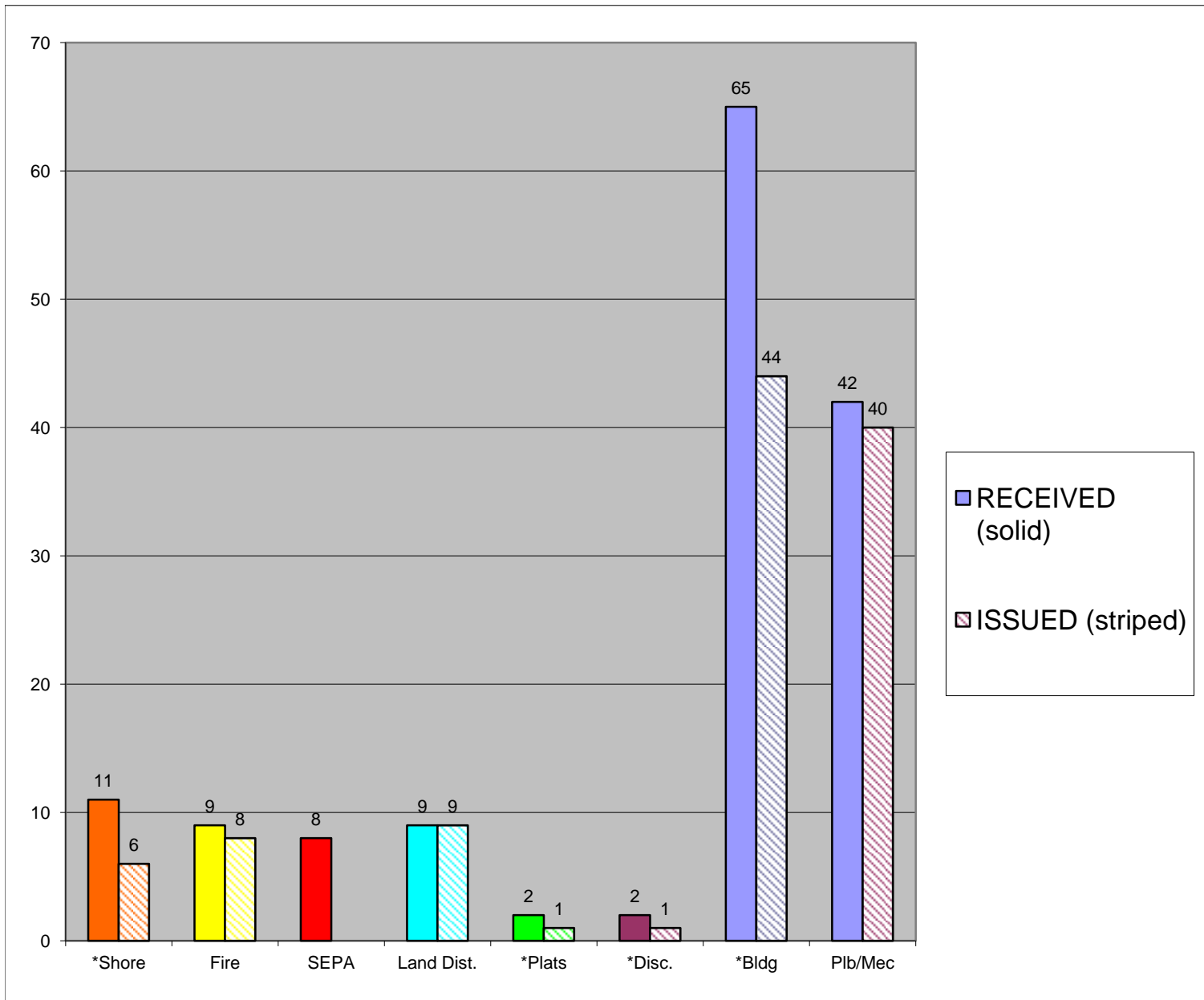


**CASES
 RECEIVED
 and
 ISSUED**

April

Stripe = Issued
Solid = Received

Monthly Permit Report
 April-12



*Shore = SHC, SHR, SHV, SHX
 *Plats = LSS, SSS, BSP, PUD, MDP
 *Disc = ADM, APL, CUP, NON, VAR
 *Bldg = COM, DET, MOB, SFR



YEAR TO DATE

**BLDG PERMITS
ISSUED**

JAN - APR

**Comparing
2011 to 2012**

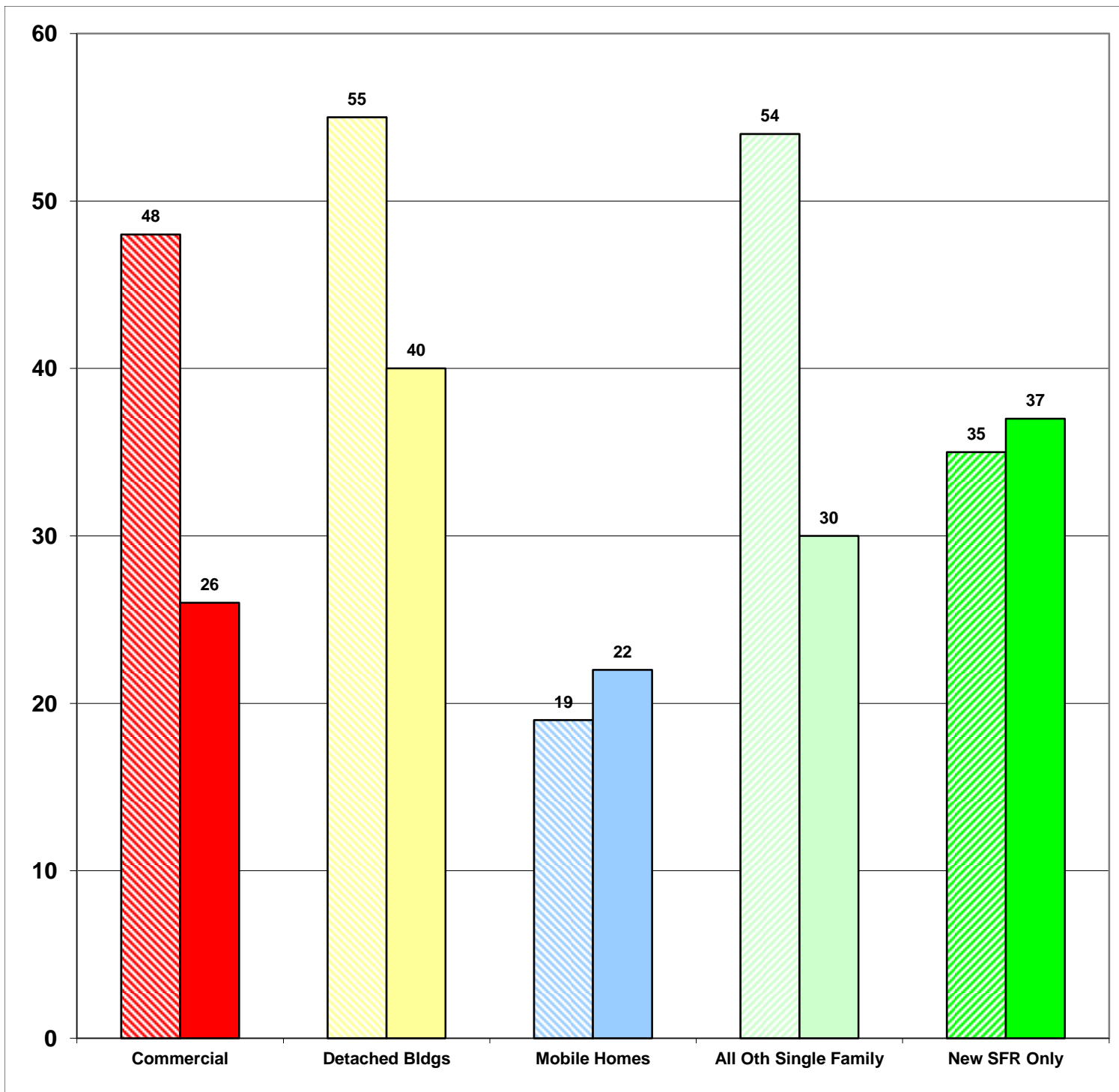
**2011 211
2012 155**

-27%

Total Increase

Stripe = 11 Solid = 12

**Year to Date Report
April-12**





YEAR TO DATE

**BLDG PERMITS
APPLIED FOR**

JAN - APR

**Comparing
2011 to 2012**

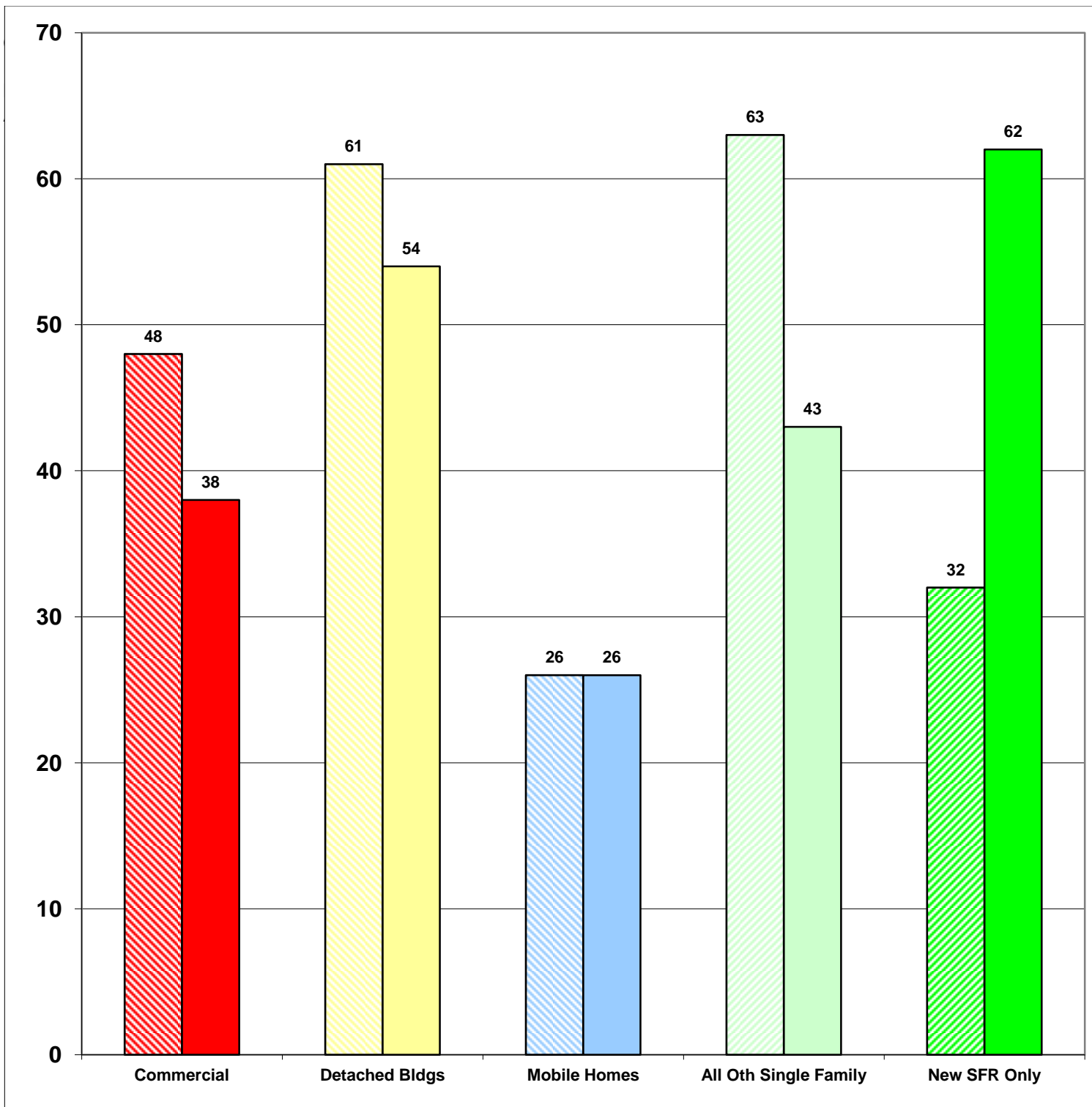
2011	230
2012	223

-3%

Total Increase

Stripe = 2011 Solid = 2012

Year to Date Report
April-12

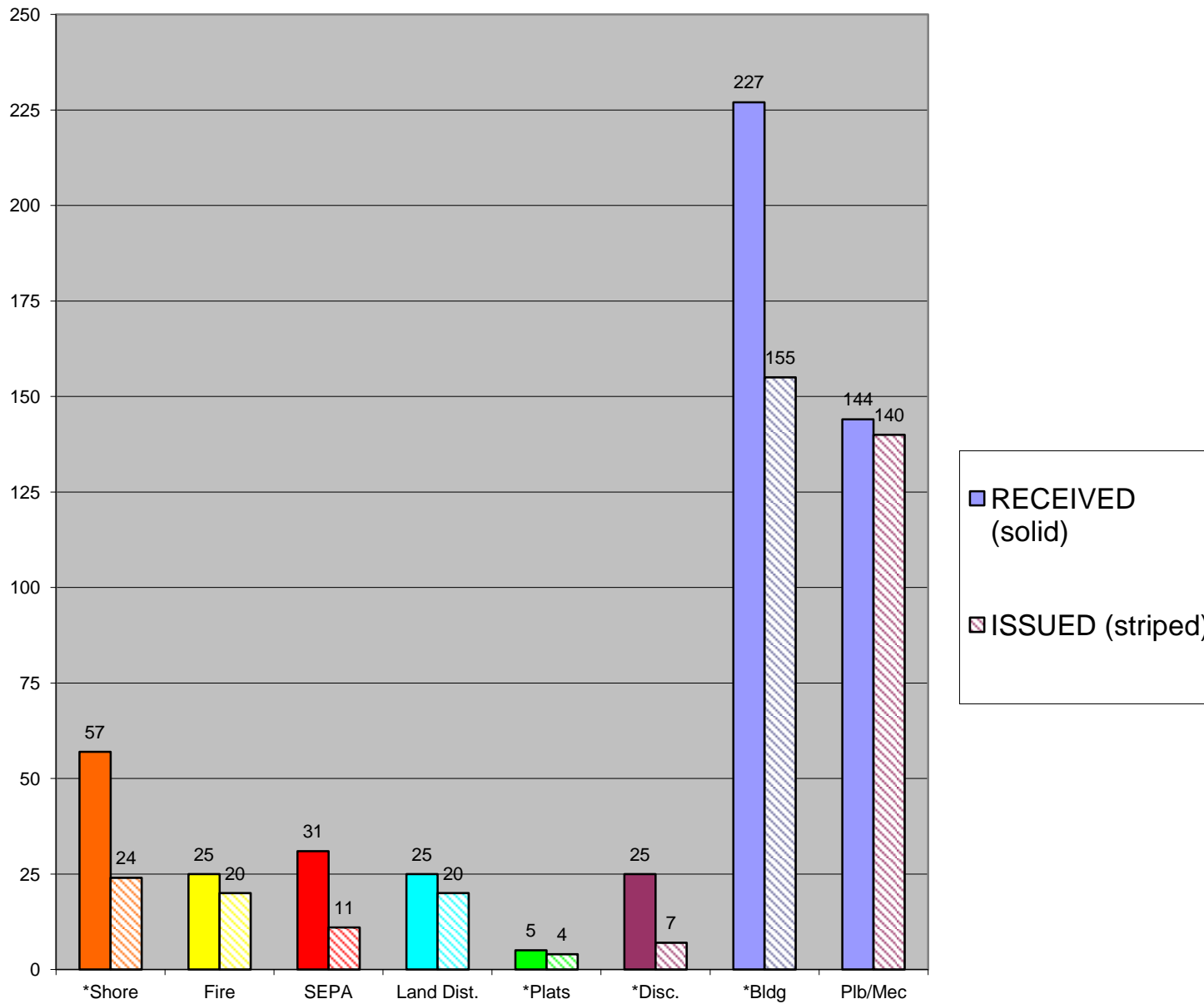




YEAR TO DATE

**CASES
RECEIVED
and
ISSUED**

JAN - APR



Stripe = Issued
Solid = Received

Year to Date Report
April-12

- *Shore = SHC, SHR, SHV, SHX
- *Plats = LSS, SSS, BSP, PUD, MDP
- *Disc = ADM, APL, CUP, NON, VAR
- *Bldg = COM, DET, MOB, SFR