

Permit Activity, April 14

WHATCOM COUNTY PLANNING & DEVELOPMENT 2014 April



CURRENT MONTH		
SINGLE FAMILY RESIDENCES	ISSUED	VALUATION
NEW - RESIDENTIAL	26	4,367,137
NEW - DUPLEX		
ADDITION/REMODEL	12	390,572
CONVERT TO LIVING		
DEMOLITION (SINGLE FAMILY)	4	21,200
MOVE TO SITE		
REPLACE/REPAIR	3	85,391
RE-ROOF / SIDE ONLY		
TOTAL	45	\$4,864,300.00

MOBILE HOMES		
	ISSUED	VALUATION
NEW - MOBILE HOME	3	148,700
ADDITION TO MOB		
CONVERT TO STORAGE		
REPLACEMENT		
TEMP MOBILE		
TOTAL	3	\$148,700.00

DETACHED BUILDINGS		
	ISSUED	VALUATION
NEW - AG BARN / STORAGE	4	260,028
NEW - GARAGE	4	176,640
NEW - OTHER TYPE BLDG		
NEW - OTHER TYPE STRUCTURES		
NEW - STORAGE	6	219,744
ADDITION / REMODEL	4	859,336
CONVERT TO OTHER	1	41,160
DEMOLITION (DETACHED)	2	2,000
MOVE TO SITE		
REPLACE / REPAIR	1	1,200
RE-ROOF ONLY		
TOTAL	22	\$1,560,108.00

COMMERCIAL		
	ISSUED	VALUATION
NEW - 3 - 4 UNIT APARTMENTS	1	6,455,305
NEW - 5 + UNIT APARTMENTS		
NEW - AIRPORT FACILITIES		
NEW - AMUSEMENT, SOCIAL, REC		
NEW - CHURCHES & OTH RELIGIOUS		
NEW - FIRE STATIONS / MEDIC ONE		
NEW - HOSPITALS / INSTITUTIONAL		
NEW - HOTEL / MOTEL / TOUR. CAB		
NEW - INDUSTRIAL		
NEW - MIXED USE		
NEW - OFFICE, BANKS, PROF		
NEW - OTHER PORTABLES		
NEW - OTHER TYPE BLDGS	4	1,771,046
NEW - OTHER TYPE STRUCTURES		
NEW - PORTABLE CLASSROOM		
NEW - PUBLIC WORKS & UTILITY		
NEW - SCHOOLS & OTHER ED		
NEW - STORAGE BLDGS	1	226,840
NEW - STORES & CUSTOMER SERV		
NEW - WAREHOUSE	1	55,000
ADDITION / REMODEL	4	1,657,000
CHANGE OF USE / TEN IMPROV / OCC	5	233,534
CONVERT		
DEMOLITION (COMMERCIAL)		
MOVE TO SITE		
REPLACE / REPAIR		
RE-ROOF ONLY		
TOTAL	16	\$10,398,724.72

MONTHLY TOTAL	
ISSUED	VALUATION
86	\$16,971,832.72

YEAR TO DATE	
ISSUED	VALUATION
65	15,877,539
1	424,960
34	1,762,421
9	47,900
9	764,772
118	\$18,877,592.00

MOB	
ISSUED	VALUATION
7	272,204
2	71,920
9	\$344,124.00

DET	
ISSUED	VALUATION
11	644,124
9	358,780
1	8,700
2	29,959
20	621,612
6	941,822
1	41,160
5	18,000
5	100,664
60	\$2,764,821.00

COM	
ISSUED	VALUATION
1	6,455,305
3	12,297,600
2	70,500
18	6,234,040
2	739,780
2	769,128
12	2,315,260
18	692,896
2	6,600
3	359,645
1	10,465
64	\$29,951,218.73

YEARLY TOTAL	
ISSUED	VALUATION
251	\$51,937,755.73



YEAR TO DATE

**BLDG PERMITS
 VALUATION**

in thousands

April

**Comparing
 2013 to 2014**

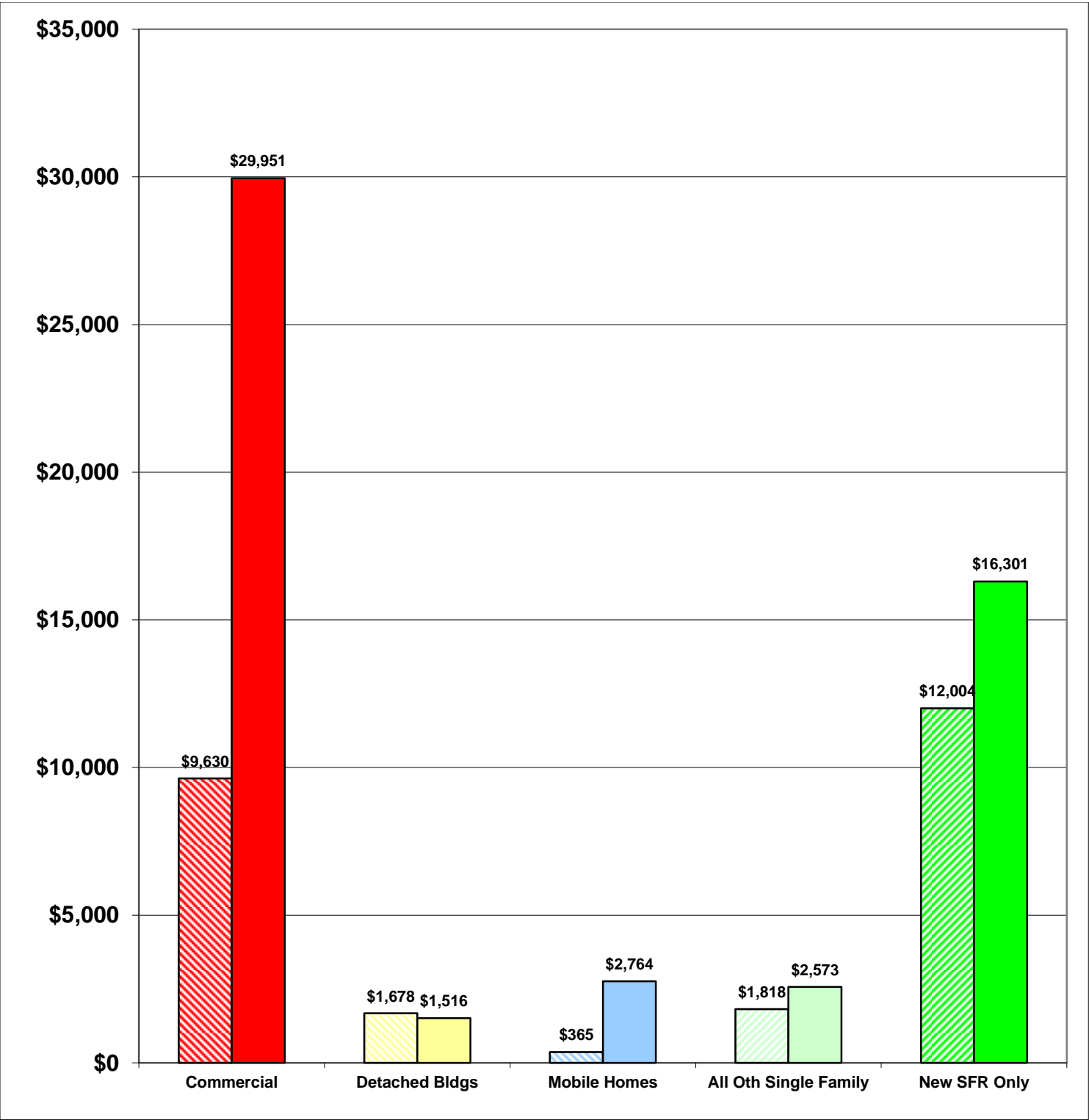
**2013 \$25,495
 2014 \$53,105**

108%

Total Increase

Stripe = 2013 Solid = 2014

Year to Date Valuation Report
 April-14





BLDG PERMITS ISSUED

April

Comparing
2013 to 2014

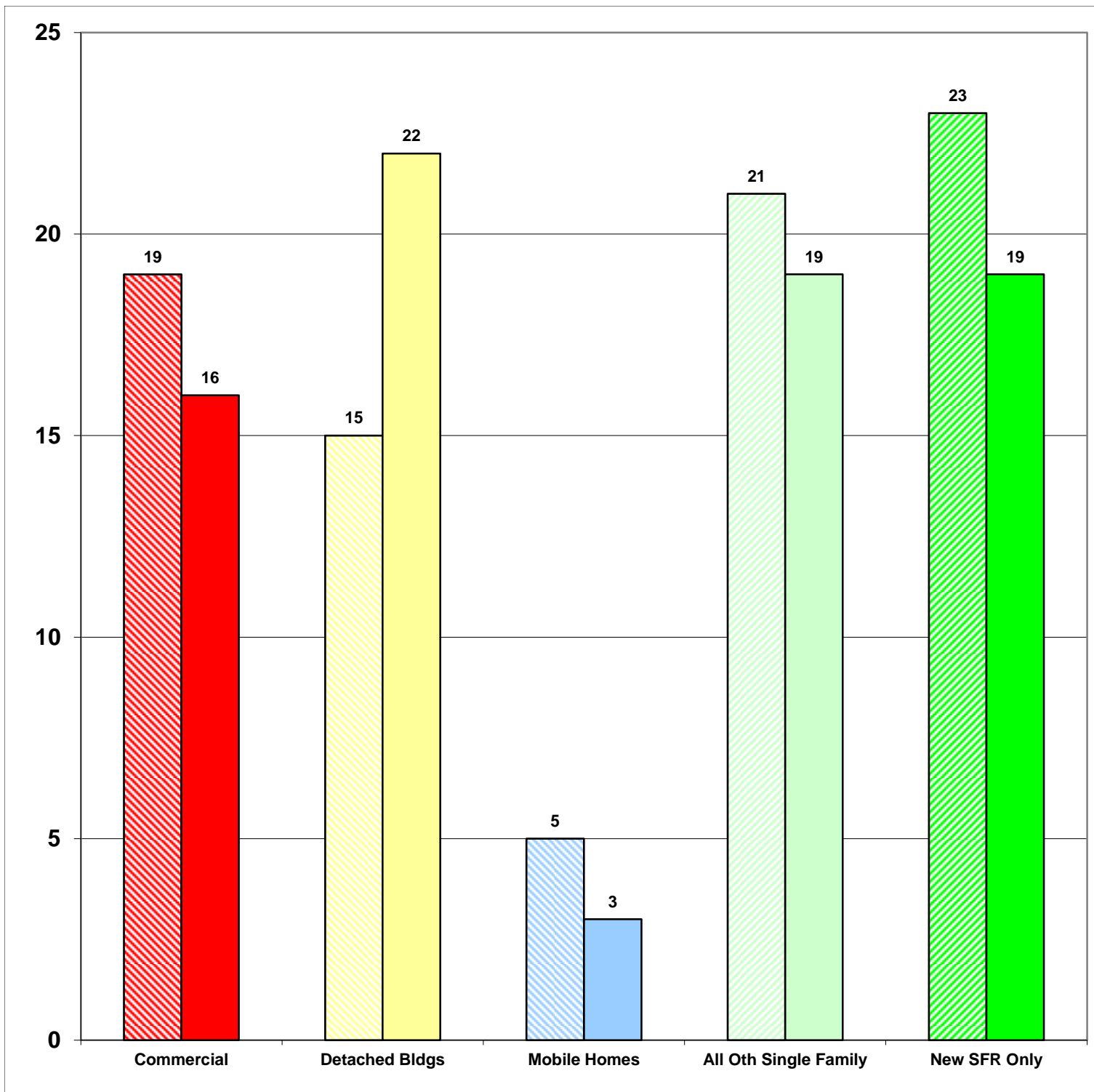
Apr-13 83
Apr-14 79

-5%

Total Increase

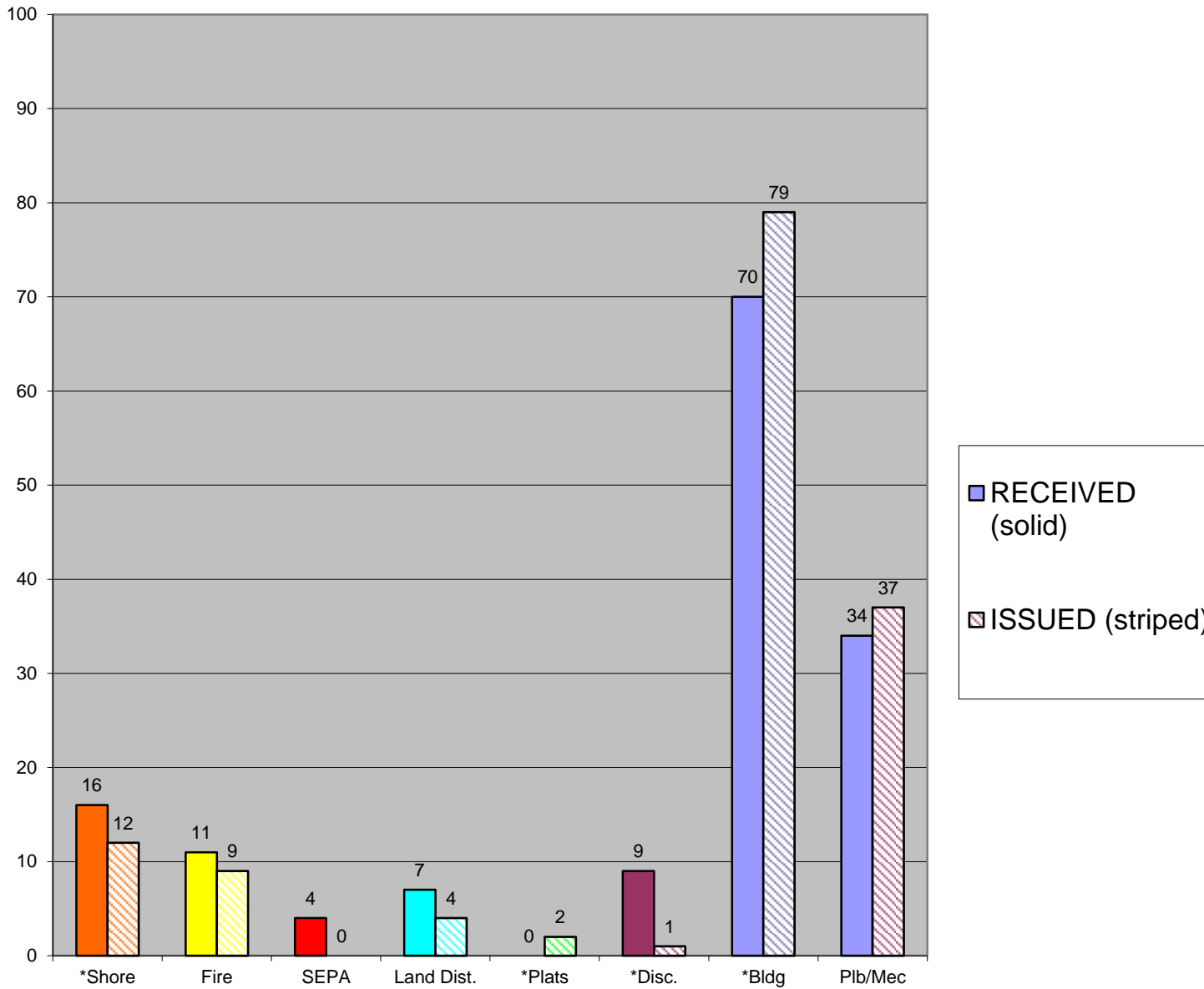
Stripe = 2013 Solid = 2014

Monthly Report
April-14





**CASES
 RECEIVED
 and
 ISSUED
 2013 to 2014
 April**



Stripe = Issued
 Solid = Received

Monthly Permit Report
 April-14

*Shore = SHC, SHR, SHV, SHX
 *Plats = LSS, SSS, BSP, PUD, MDP
 *Disc = ADM, APL, CUP, NON, VAR
 *Bldg = COM, DET, MOB, SFR



YEAR TO DATE

**BLDG PERMITS
ISSUED**

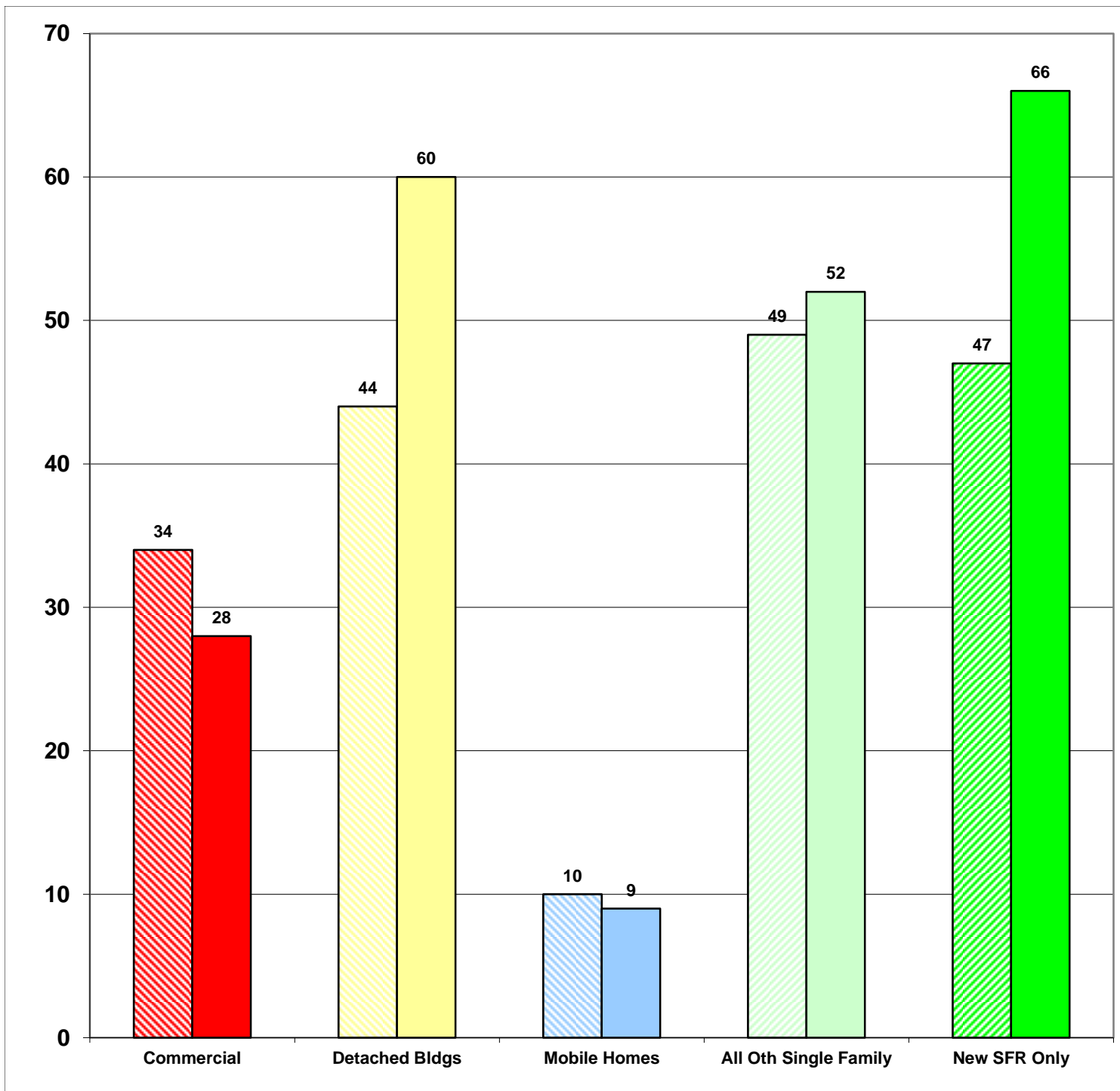
JAN - DEC

**Comparing
2013 to 2014**

**2013 184
2014 215**

**17%
Total Increase**

Stripe = 2013 Solid = 2014





YEAR TO DATE

**BLDG PERMITS
APPLIED FOR**

JAN - DEC

**Comparing
2013 to 2014**

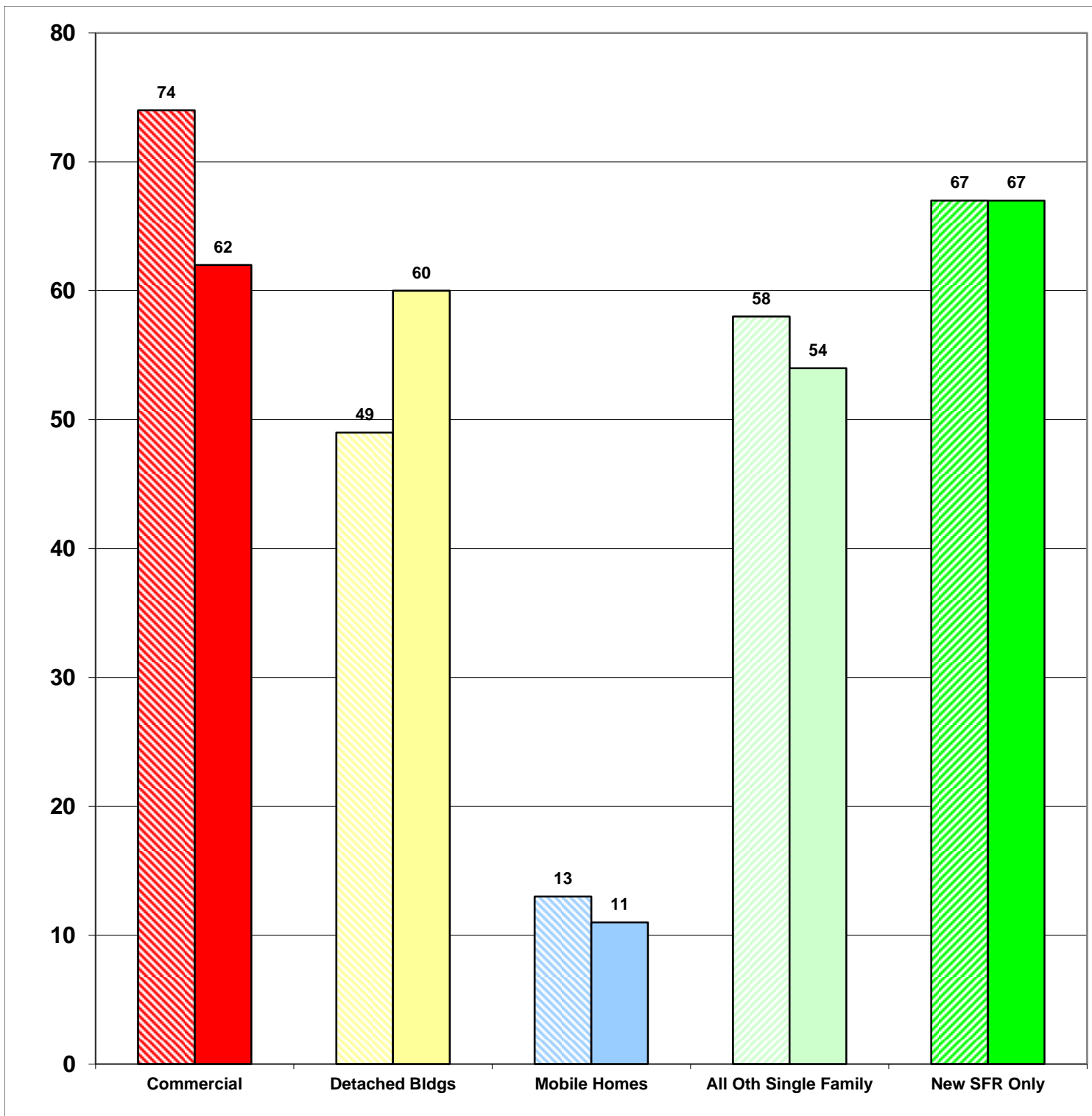
2013	261
2014	254

-3%

Total Increase

Stripe = 2013 Solid = 2014

Year to Date Report
April-14





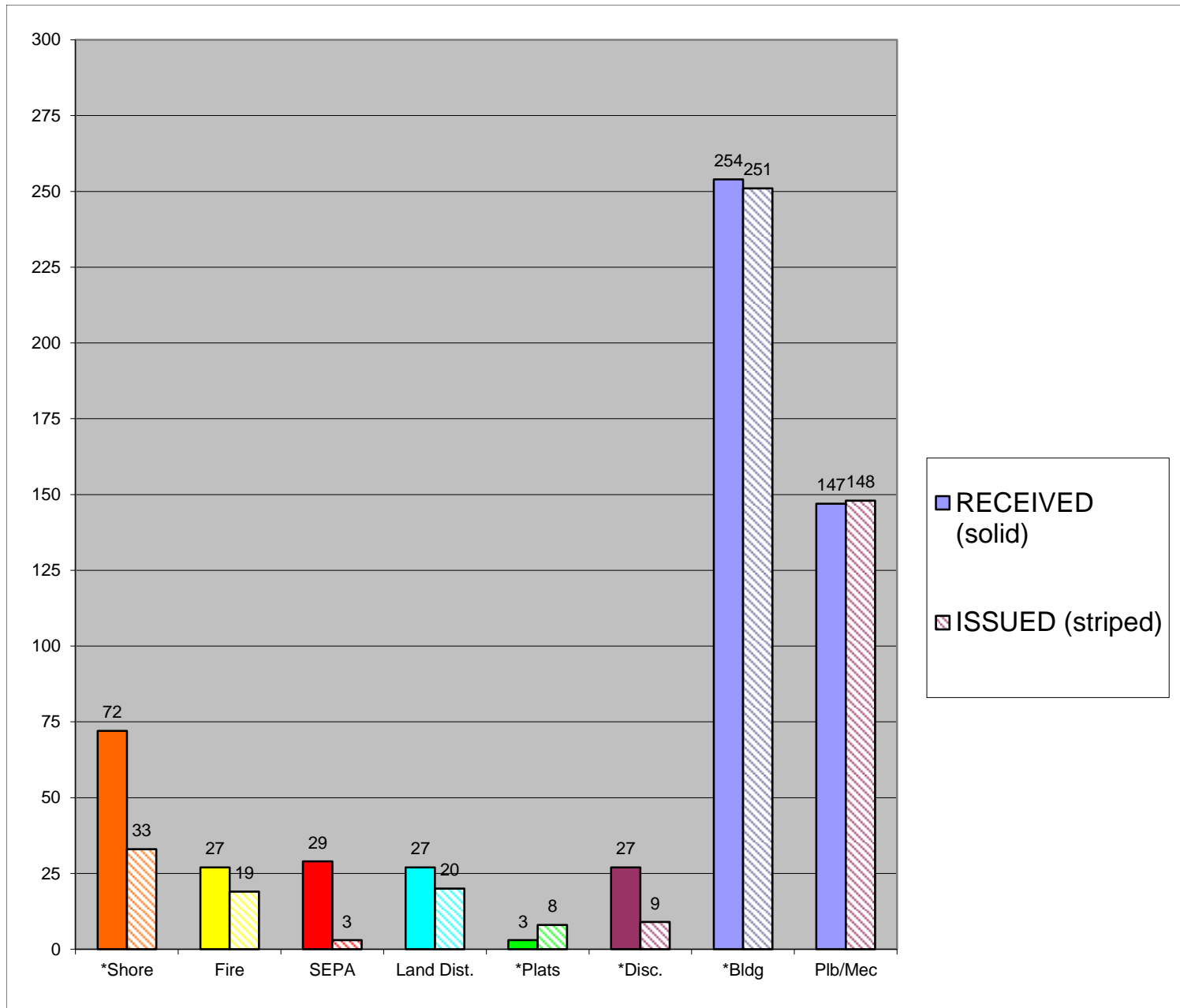
YEAR TO DATE

**CASES
 RECEIVED
 and
 ISSUED**

JAN - DEC

Stripe = Issued
Solid = Received

Year to Date Report
 April-14



*Shore = SHC, SHR, SHV, SHX

*Plats = LSS, SSS, BSP, PUD, MDP

*Disc = ADM, APL, CUP, NON, VAR

*Bldg = COM, DET, MOB, SFR