

Permit Activity, August 08

WHATCOM COUNTY PLANNING & DEVELOPMENT
2008 August



CURRENT MONTH		
SINGLE FAMILY RESIDENCES	ISSUED	VALUATION
NEW - RESIDENTIAL	22	5,206,611
NEW - DUPLEX		
ADDITION/REMODEL	22	1,267,118
CONVERT TO LIVING		
DEMOLITION (SINGLE FAMILY)	4	39,300
MOVE TO SITE	1	50,000
REPLACE/REPAIR	3	55,084
RE-ROOF / SIDE ONLY		
TOTAL	52	\$6,618,113.00

MOBILE HOMES	ISSUED	VALUATION
NEW - MOBILE HOME	1	84,320
ADDITION TO MOB		
CONVERT TO STORAGE		
REPLACEMENT	4	178,059
TEMP MOBILE		
TOTAL	5	\$262,379.00

DETACHED BUILDINGS	ISSUED	VALUATION
NEW - AG BARN / STORAGE	4	203,200
NEW - GARAGE	14	254,964
NEW - OTHER TYPE BLDG		
NEW - OTHER TYPE STRUCTURES	3	31,880
NEW - STORAGE	2	27,860
ADDITION / REMODEL	2	11,340
CONVERT TO OTHER		
DEMOLITION (DETACHED)		
MOVE TO SITE		
REPLACE / REPAIR		
RE-ROOF ONLY		
TOTAL	25	\$529,244.00

COMMERCIAL	ISSUED	VALUATION
NEW - 3 - 4 UNIT APARTMENTS		
NEW - 5 + UNIT APARTMENTS		
NEW - AIRPORT FACILITIES		
NEW - AMUSEMENT, SOCIAL, REC		
NEW - CHURCHES & OTH RELIGIOUS		
NEW - FIRE STATIONS / MEDIC ONE	1	1,750,000
NEW - HOSPITALS / INSTITUTIONAL		
NEW - HOTEL / MOTEL / TOUR. CAB	1	176,300
NEW - INDUSTRIAL		
NEW - MIXED USE		
NEW - OFFICE, BANKS, PROF	1	46,040
NEW - OTHER PORTABLES		
NEW - OTHER TYPE BLDGS		
NEW - OTHER TYPE STRUCTURES	2	98,900
NEW - PORTABLE CLASSROOM		
NEW - PUBLIC WORKS & UTILITY		
NEW - SCHOOLS & OTHER ED		
NEW - STORAGE BLDGS	1	84,000
NEW - STORES & CUSTOMER SERV		
NEW - WAREHOUSE		
ADDITION / REMODEL		
CHANGE OF USE / TEN IMPROV / OCC	1	50,000
CONVERT		
DEMOLITION (COMMERCIAL)		
MOVE TO SITE		
REPLACE / REPAIR	1	130,000
RE-ROOF ONLY		
TOTAL	8	\$2,335,240.00

MONTHLY TOTAL	
ISSUED	VALUATION
90	\$9,744,976.00

YEAR TO DATE	
ISSUED	VALUATION
236	55,811,581
148	8,764,129
1	-
25	204,215
3	71,120
29	914,293
7	77,498
449	\$65,842,836.40

MOB	ISSUED	VALUATION
	27	1,118,250
	25	939,514
	52	\$2,057,764.00

DET	ISSUED	VALUATION
	51	3,717,788
	110	2,600,759
	9	97,078
	17	222,544
	19	465,450
	13	646,428
	2	8,800
	7	28,750
	9	111,442
	237	\$7,899,038.50

COM	ISSUED	VALUATION
	2	2,988,413
	1	15,000
	1	1,750,000
	1	176,300
	4	1,962,000
	3	216,040
	1	53,902
	2	1,050,000
	38	10,357,504
	1	150,000
	3	680,122
	1	11,189
	2	2,425,882
	14	6,187,844
	8	263,000
	1	-
	3	36,000
	2	100,000
	6	2,106,000
	3	192,000
	97	\$30,721,196.08

YEARLY TOTAL	
ISSUED	VALUATION
835	\$106,520,834.98



YEAR TO DATE

**BLDG PERMITS
 VALUATION**

in thousands

August

**Comparing
 2007 to 2008**

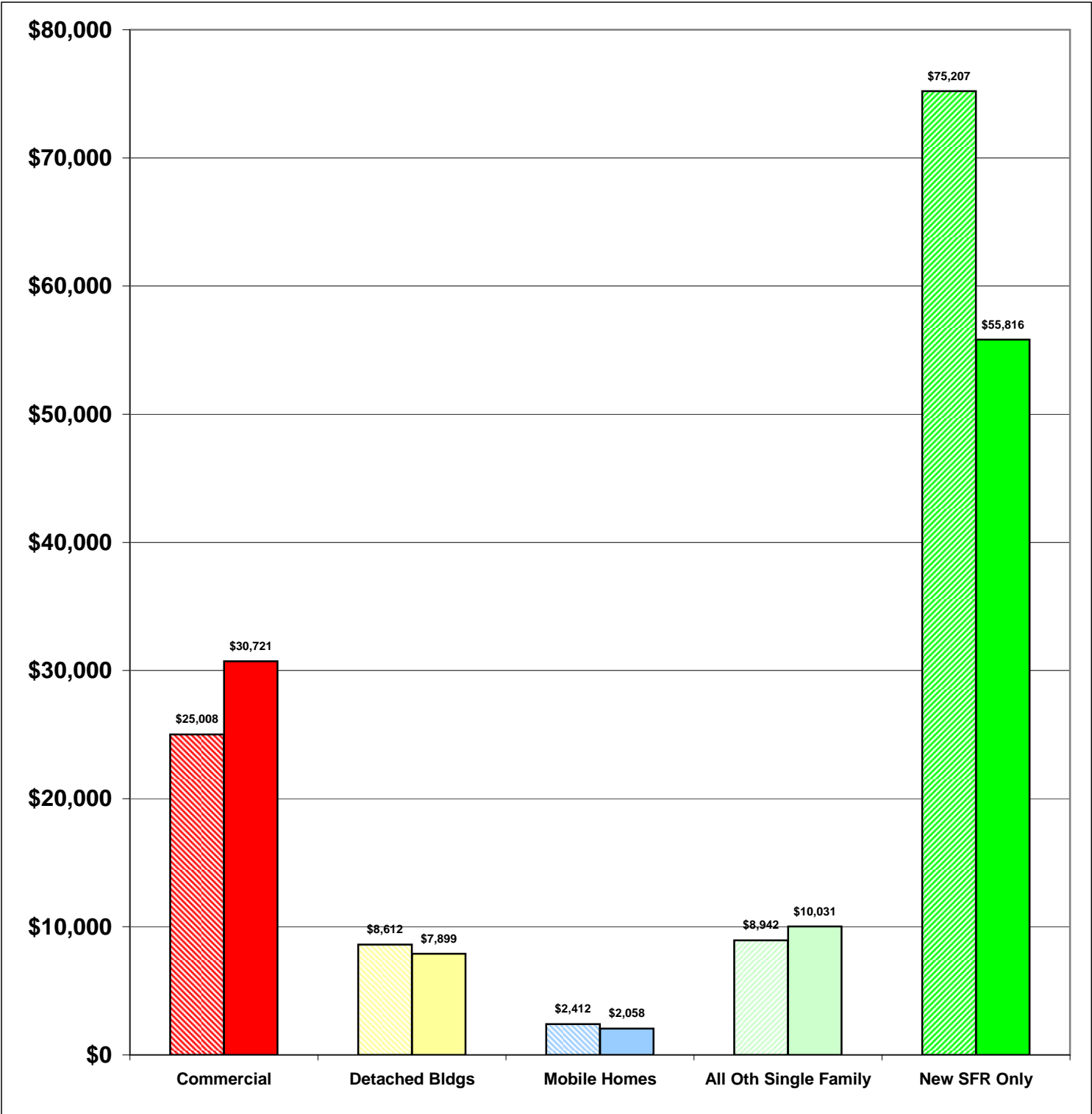
**2007 \$120,181
 2008 \$106,525**

-11%

Total Increase

Stripe = 07 Solid = 08

Year to Date Valuation Report
 August-08





BLDG PERMITS ISSUED

August

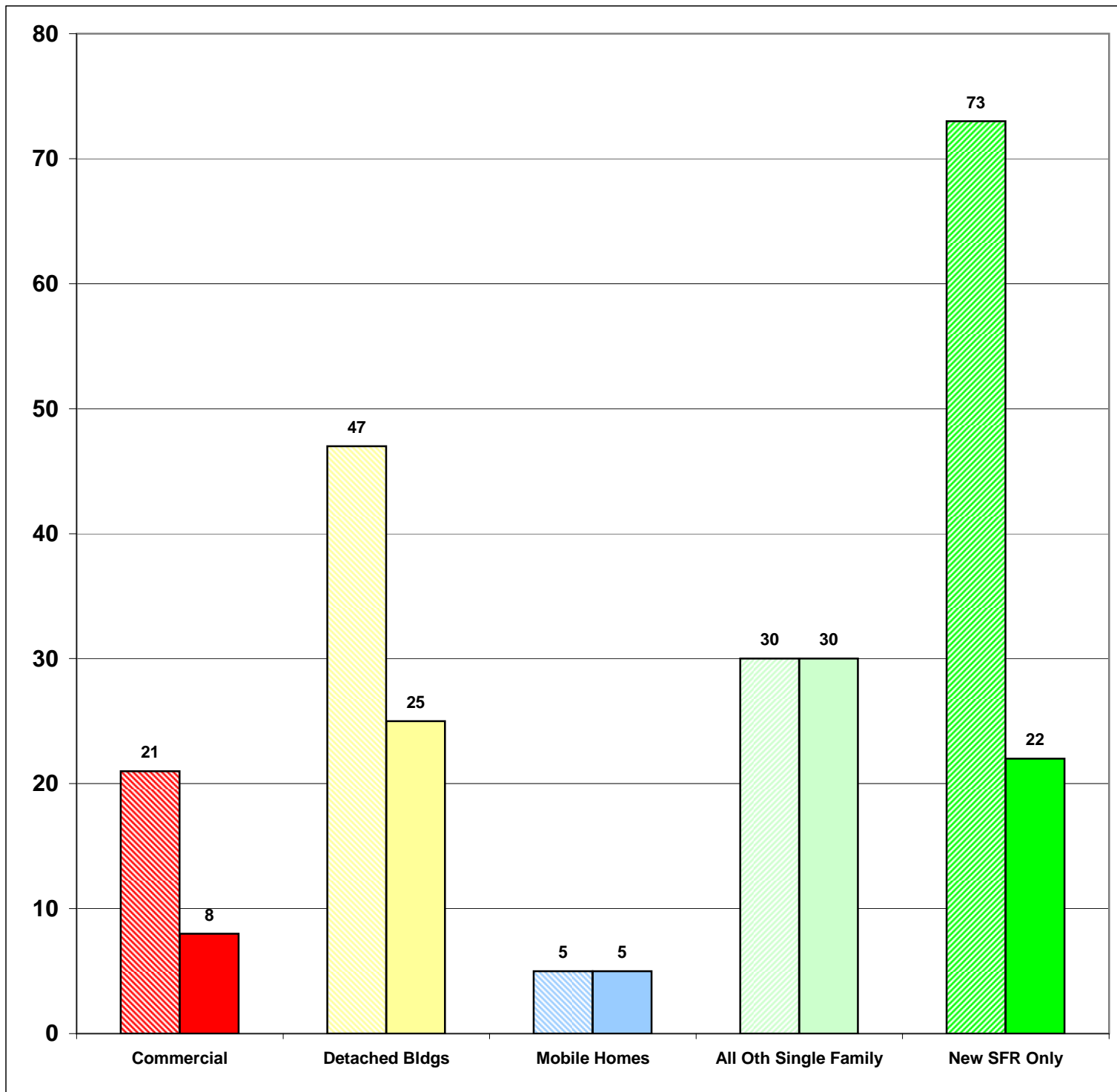
Comparing
2007 to 2008

Aug-07 176
Aug-08 90

-49%

Total Increase

Stripe = 07 Solid = 08



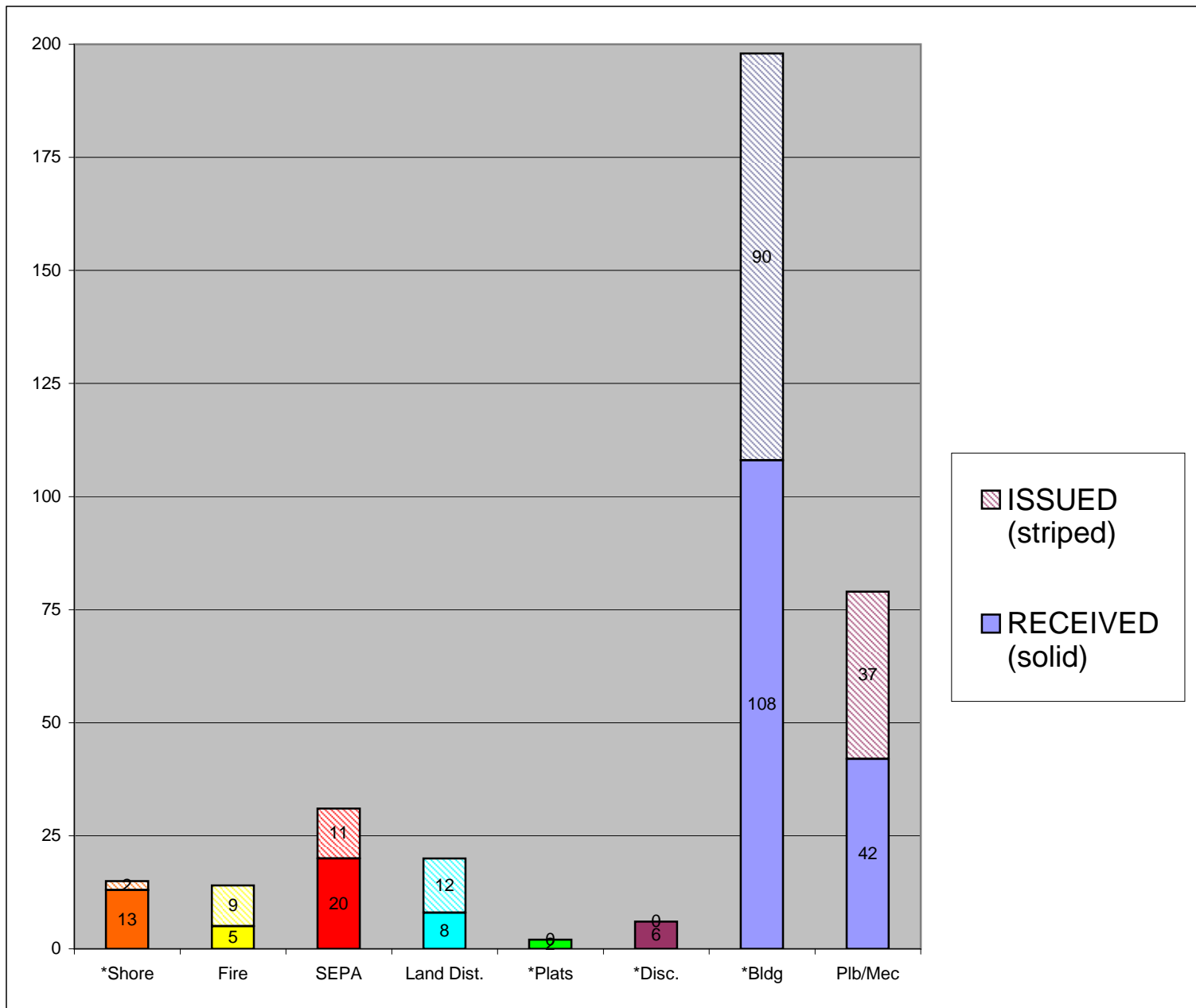


**CASES
 RECEIVED
 and
 ISSUED**

August

Stripe = Issued
Solid = Received

Monthly Permit Report
 August-08



*Shore = SHC, SHR, SHV, SHX
 *Plats = LSS, SSS, BSP, PUD, MDP
 *Disc = ADM, APL, CUP, NON, VAR
 *Bldg = COM, DET, MOB, SFR



YEAR TO DATE

**BLDG PERMITS
ISSUED**

JAN - AUG

**Comparing
2007 to 2008**

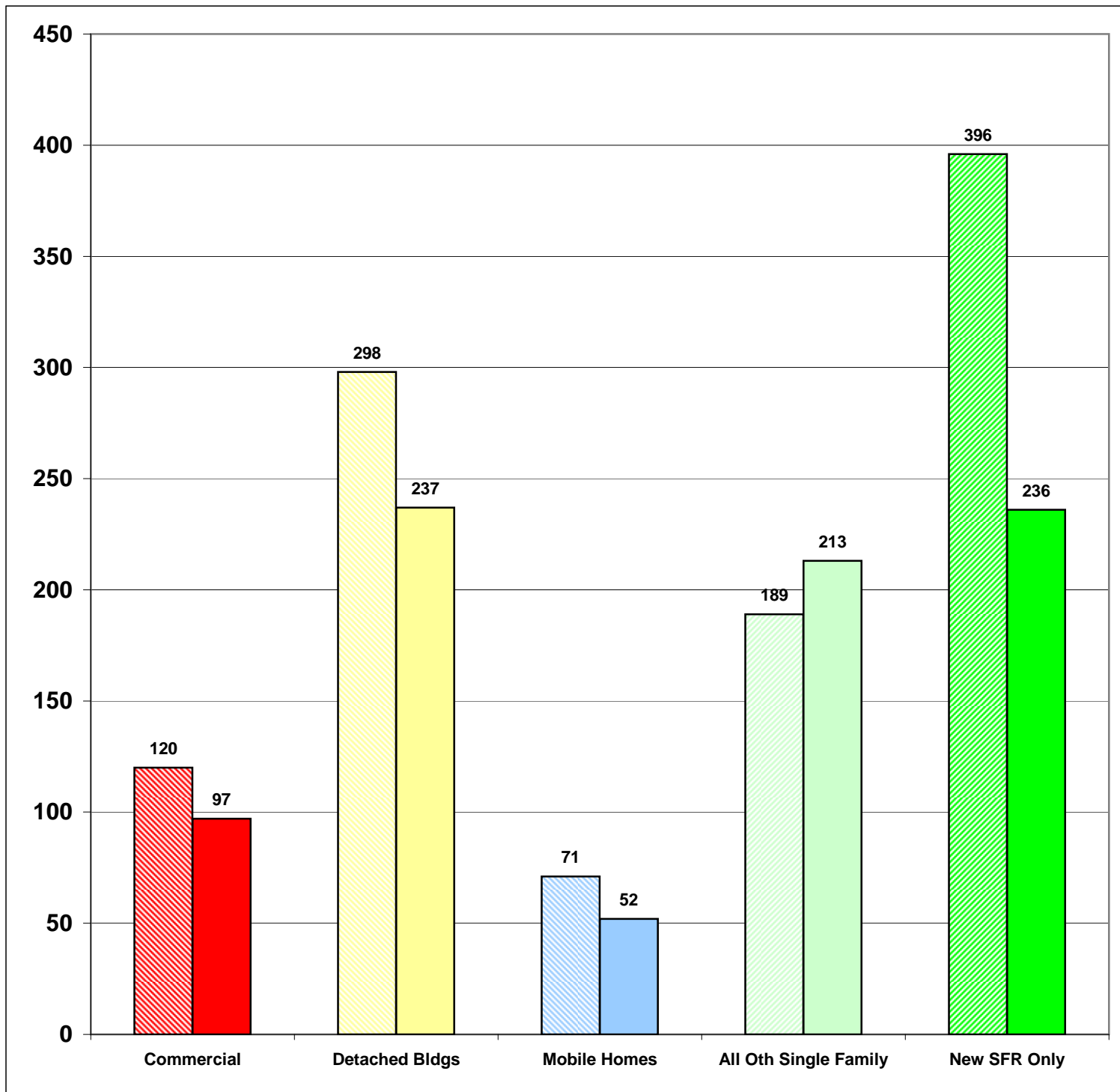
**2007 1074
2008 835**

-22%

Total Increase

Stripe = 07 Solid = 08

**Year to Date Report
August-08**





YEAR TO DATE

**BLDG PERMITS
APPLIED FOR**

JAN - AUG

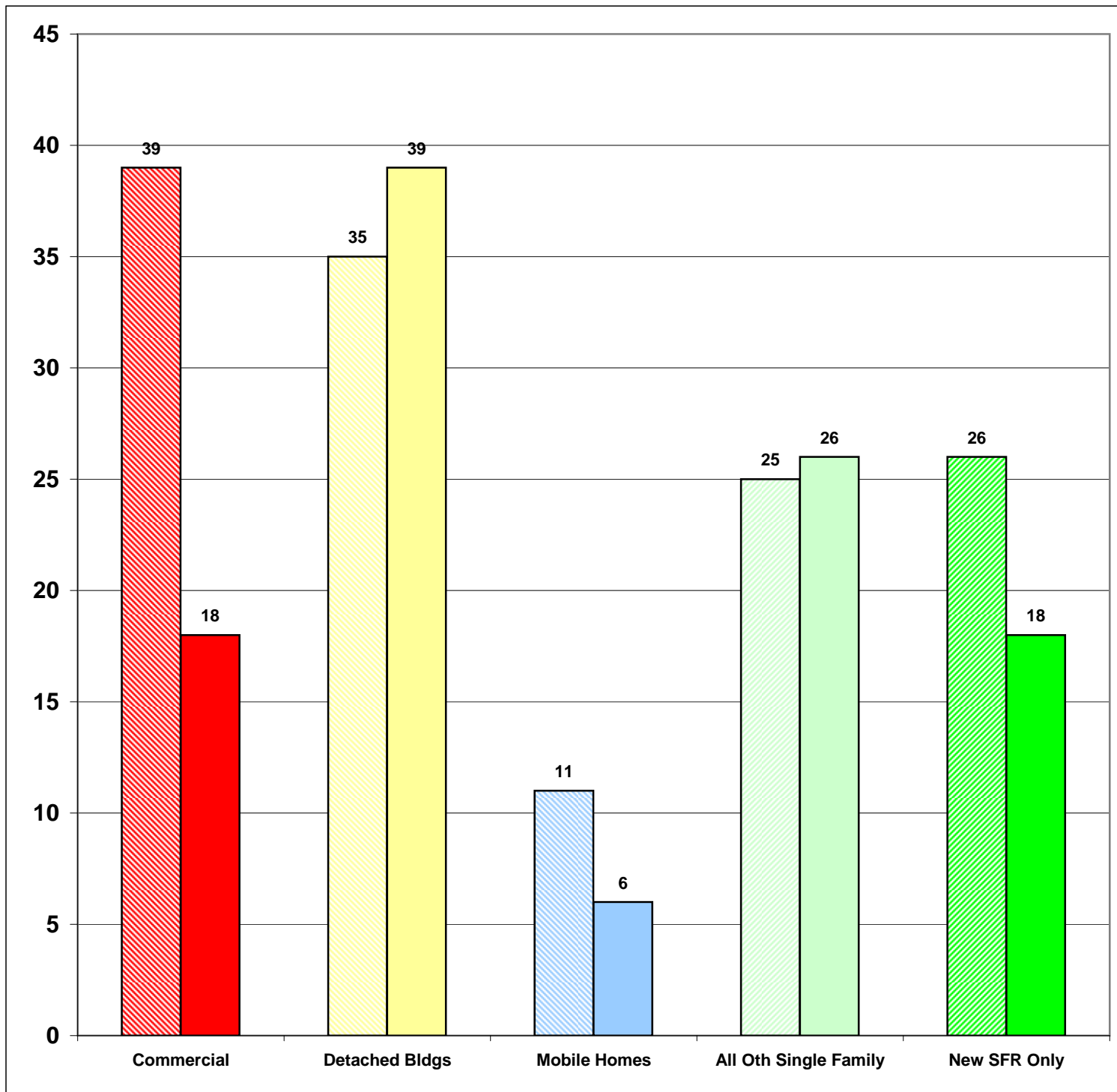
**Comparing
2007 to 2008**

2007	136
2008	107

-21%

Total Increase

Stripe = 07 Solid = 08



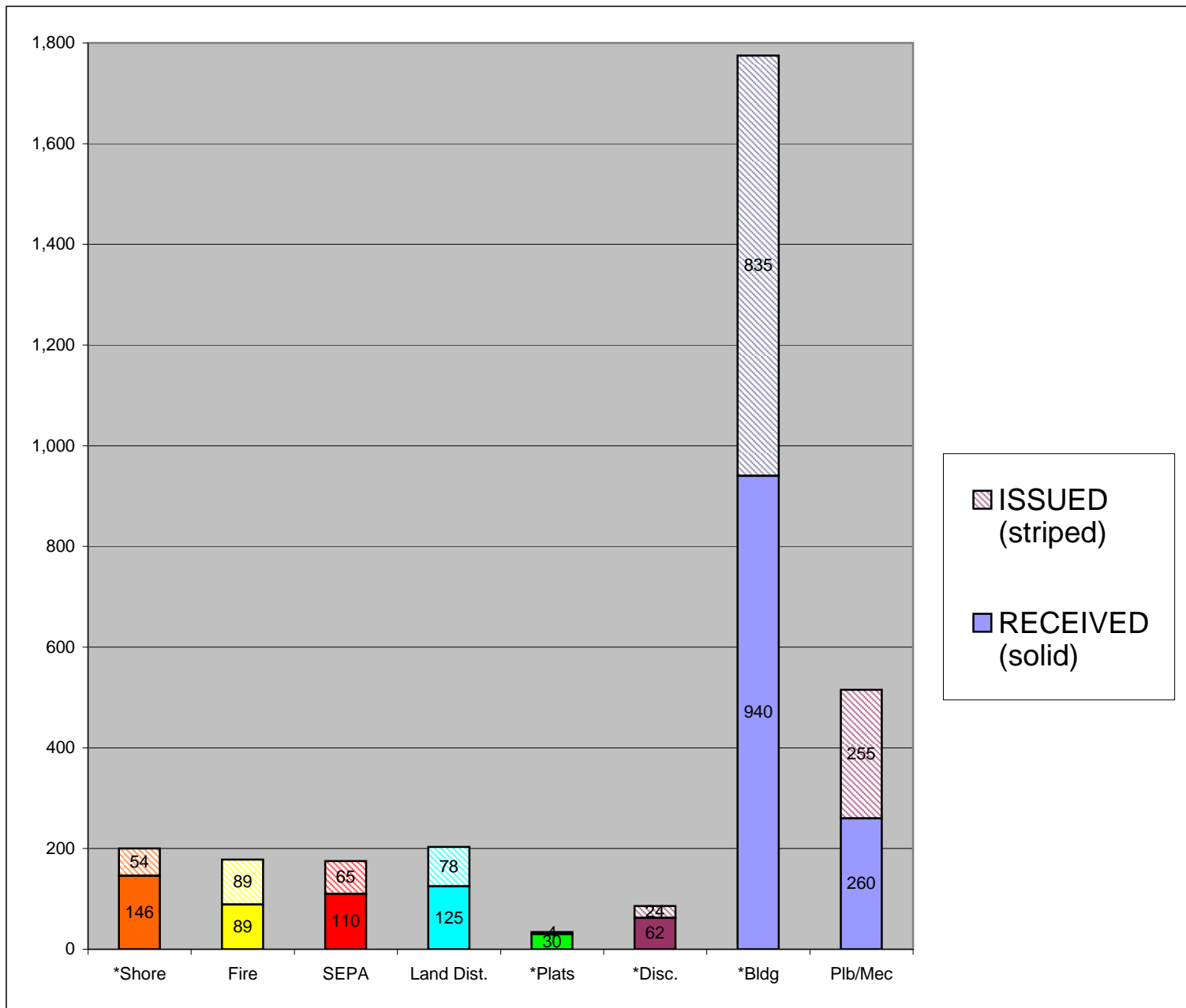


YEAR TO DATE

CASES

**RECEIVED
and
ISSUED**

JAN - AUG



Stripe = Issued
Solid = Received

Year to Date Report
August-08

- *Shore = SHC, SHR, SHV, SHX
- *Plats = LSS, SSS, BSP, PUD, MDP
- *Disc = ADM, APL, CUP, NON, VAR
- *Bldg = COM, DET, MOB, SFR