

# Permit Activity, August 10

WHATCOM COUNTY PLANNING & DEVELOPMENT  
2010 August



CURRENT MONTH		
SINGLE FAMILY RESIDENCES	ISSUED	VALUATION
NEW - RESIDENTIAL	27	6,103,650
NEW - DUPLEX		
ADDITION/REMODEL	24	1,831,727
CONVERT TO LIVING	1	500
DEMOLITION (SINGLE FAMILY)	2	9,000
MOVE TO SITE		
REPLACE/REPAIR	1	1,800
RE-ROOF / SIDE ONLY		
<b>TOTAL</b>	<b>55</b>	<b>\$7,946,677.00</b>

MOBILE HOMES	ISSUED	VALUATION
NEW - MOBILE HOME	2	90,396
ADDITION TO MOB		
CONVERT TO STORAGE		
REPLACEMENT	1	7,832
TEMP MOBILE		
<b>TOTAL</b>	<b>3</b>	<b>\$98,228.00</b>

DETACHED BUILDINGS	ISSUED	VALUATION
NEW - AG BARN / STORAGE	6	877,320
NEW - GARAGE	13	368,250
NEW - OTHER TYPE BLDG		
NEW - OTHER TYPE STRUCTURES	2	18,000
NEW - STORAGE	1	6,540
ADDITION / REMODEL	2	20,640
CONVERT TO OTHER		
DEMOLITION (DETACHED)	2	1,250
MOVE TO SITE		
REPLACE / REPAIR		
RE-ROOF ONLY		
<b>TOTAL</b>	<b>26</b>	<b>\$1,292,000.00</b>

COMMERCIAL	ISSUED	VALUATION
NEW - 3 - 4 UNIT APARTMENTS		
NEW - 5 + UNIT APARTMENTS		
NEW - AIRPORT FACILITIES	1	100,000
NEW - AMUSEMENT, SOCIAL, REC	1	375,000
NEW - CHURCHES & OTH RELIGIOUS		
NEW - FIRE STATIONS / MEDIC ONE		
NEW - HOSPITALS / INSTITUTIONAL		
NEW - HOTEL / MOTEL / TOUR. CAB		
NEW - INDUSTRIAL	2	294,500
NEW - MIXED USE		
NEW - OFFICE, BANKS, PROF		
NEW - OTHER PORTABLES		
NEW - OTHER TYPE BLDGS		
NEW - OTHER TYPE STRUCTURES	2	160,431
NEW - PORTABLE CLASSROOM		
NEW - PUBLIC WORKS & UTILITY		
NEW - SCHOOLS & OTHER ED		
NEW - STORAGE BLDGS		
NEW - STORES & CUSTOMER SERV		
NEW - WAREHOUSE		
ADDITION / REMODEL	1	4,200
CHANGE OF USE / TEN IMPROV / OCC	3	9,500
CONVERT	1	715,305
DEMOLITION (COMMERCIAL)		
MOVE TO SITE		
REPLACE / REPAIR	1	175,000
RE-ROOF ONLY		
<b>TOTAL</b>	<b>12</b>	<b>\$1,833,936.00</b>

MONTHLY TOTAL	
ISSUED	VALUATION
96	\$11,170,841.00

YEAR TO DATE	
ISSUED	VALUATION
145	34,493,850
2	345,156
135	7,186,890
8	324,357
22	141,370
3	98,750
15	1,435,168
4	30,962
<b>334</b>	<b>\$44,056,503.25</b>

MOB	ISSUED	VALUATION
	33	1,483,016
	13	380,678
	1	8,081
	<b>47</b>	<b>\$1,871,775.00</b>

DET	ISSUED	VALUATION
	37	1,972,632
	50	1,762,451
	4	68,010
	20	207,271
	14	405,895
	17	403,160
	1	6,720
	16	48,250
	5	46,140
	<b>164</b>	<b>\$4,920,529.00</b>

COM	ISSUED	VALUATION
	3	902,746
	1	6,455,305
	1	100,000
	1	375,000
	4	725,784
	10	1,887,699
	1	535,065
	2	430,524
	1	125,000
	5	873,701
	44	9,208,720
	1	20,000
	8	1,302,442
	19	2,212,131
	20	436,579
	2	720,305
	8	49,400
	14	699,641
	3	39,714
	<b>148</b>	<b>\$27,099,756.45</b>

YEARLY TOTAL	
ISSUED	VALUATION
693	\$77,948,563.70



**YEAR TO DATE**

**BLDG PERMITS  
 VALUATION**

in thousands

**JAN - AUG**

Comparing  
 2009 to 2010

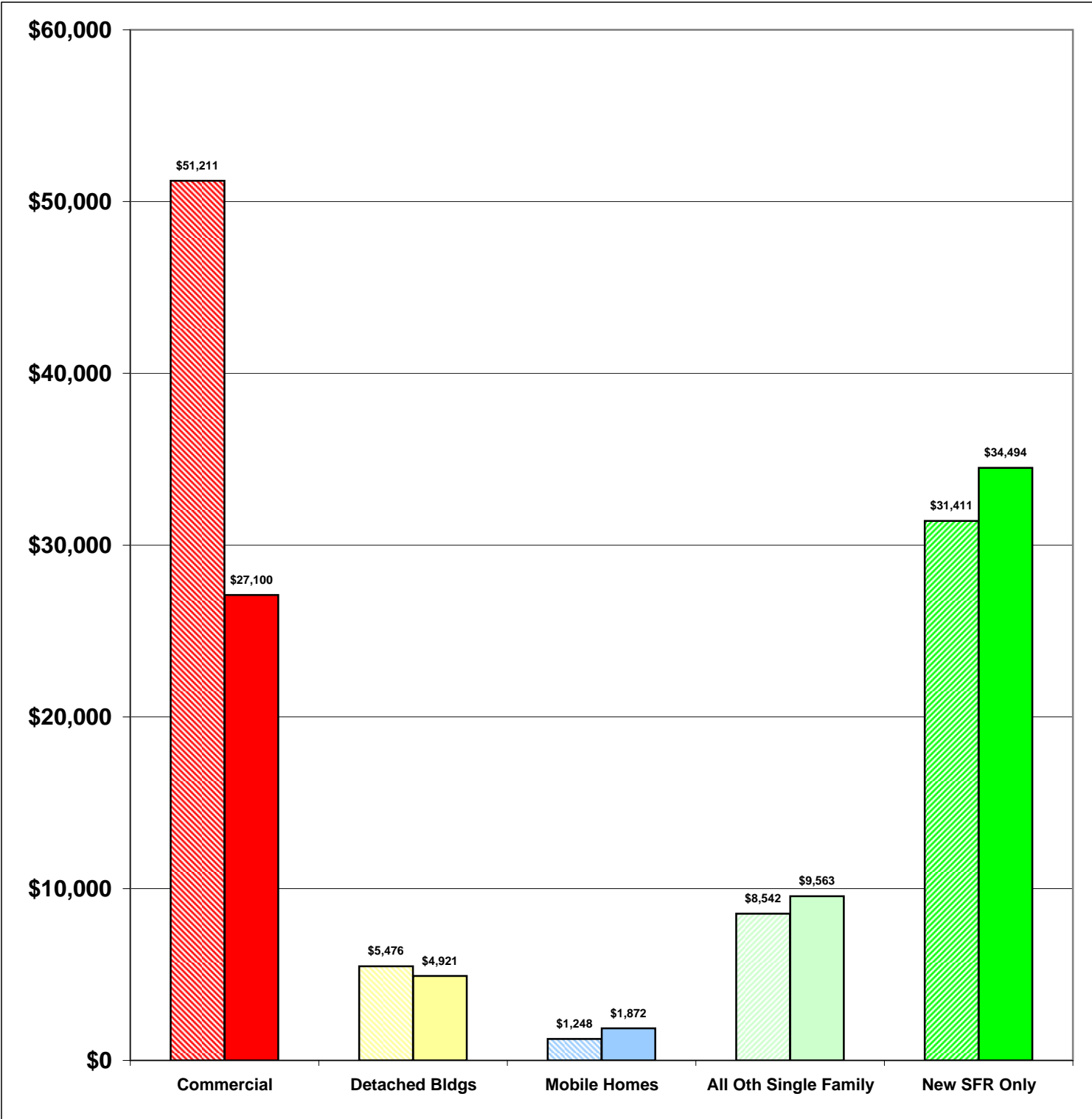
**2009     \$97,888**  
**2010     \$77,950**

**-20%**

**Total Increase**

Stripe = 09    Solid = 10

Year to Date Valuation Report  
 August-10





## BLDG PERMITS ISSUED

**AUG**

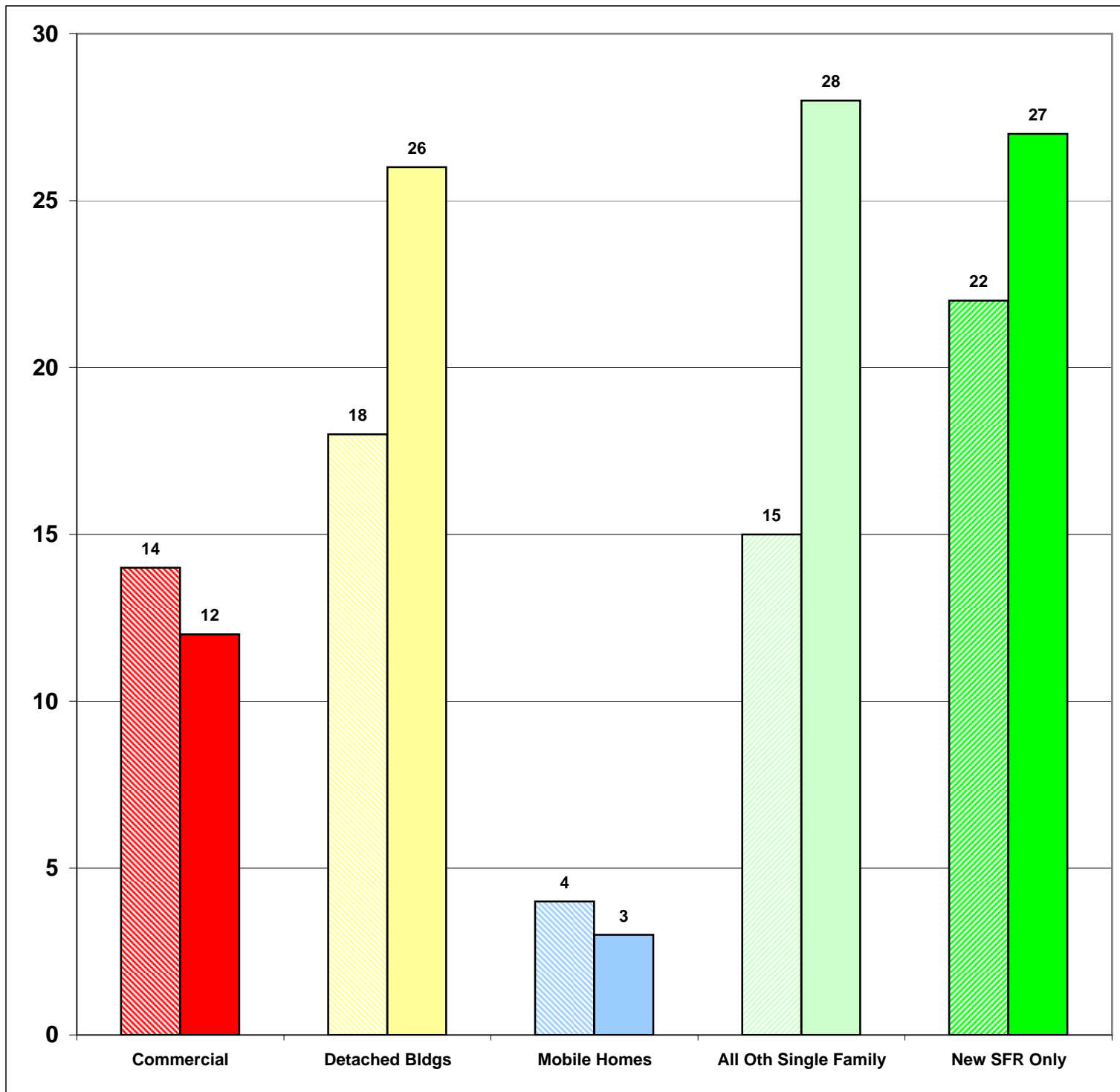
Comparing  
2009 to 2010

**Aug-09    73**  
**Aug-10    96**

**32%**  
**Total Increase**

Stripe = 09    Solid = 10

Monthly Report  
August-10



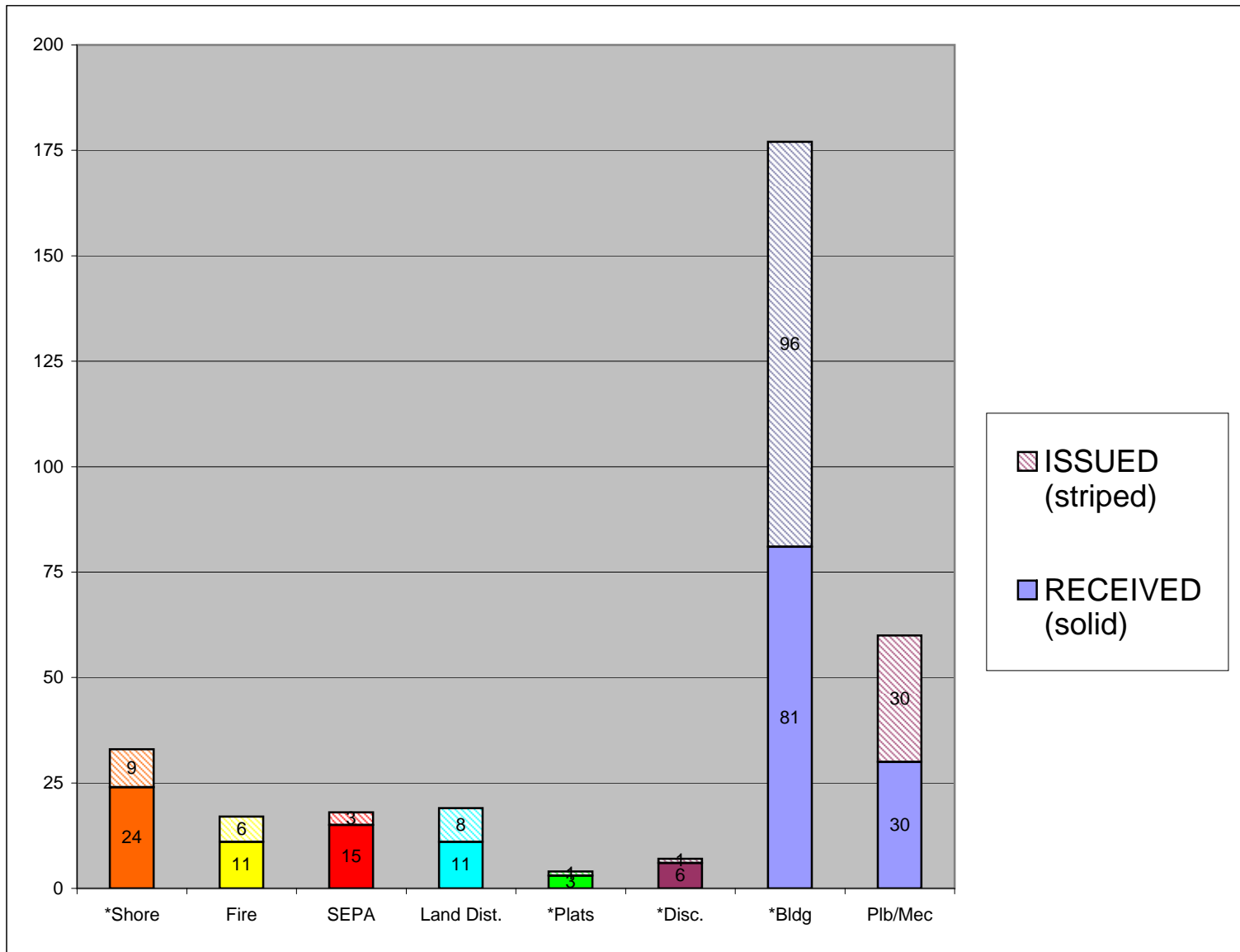


**CASES  
 RECEIVED  
 and  
 ISSUED**

**AUG**

**Stripe = Issued**  
**Solid = Received**

Monthly Permit Report  
 August-10



\*Shore = SHC, SHR, SHV, SHX  
 \*Plats = LSS, SSS, BSP, PUD, MDP  
 \*Disc = ADM, APL, CUP, NON, VAR  
 \*Bldg = COM, DET, MOB, SFR



**YEAR TO DATE**

**BLDG PERMITS  
ISSUED**

**JAN - AUG**

**Comparing  
2009 to 2010**

**2009     599**

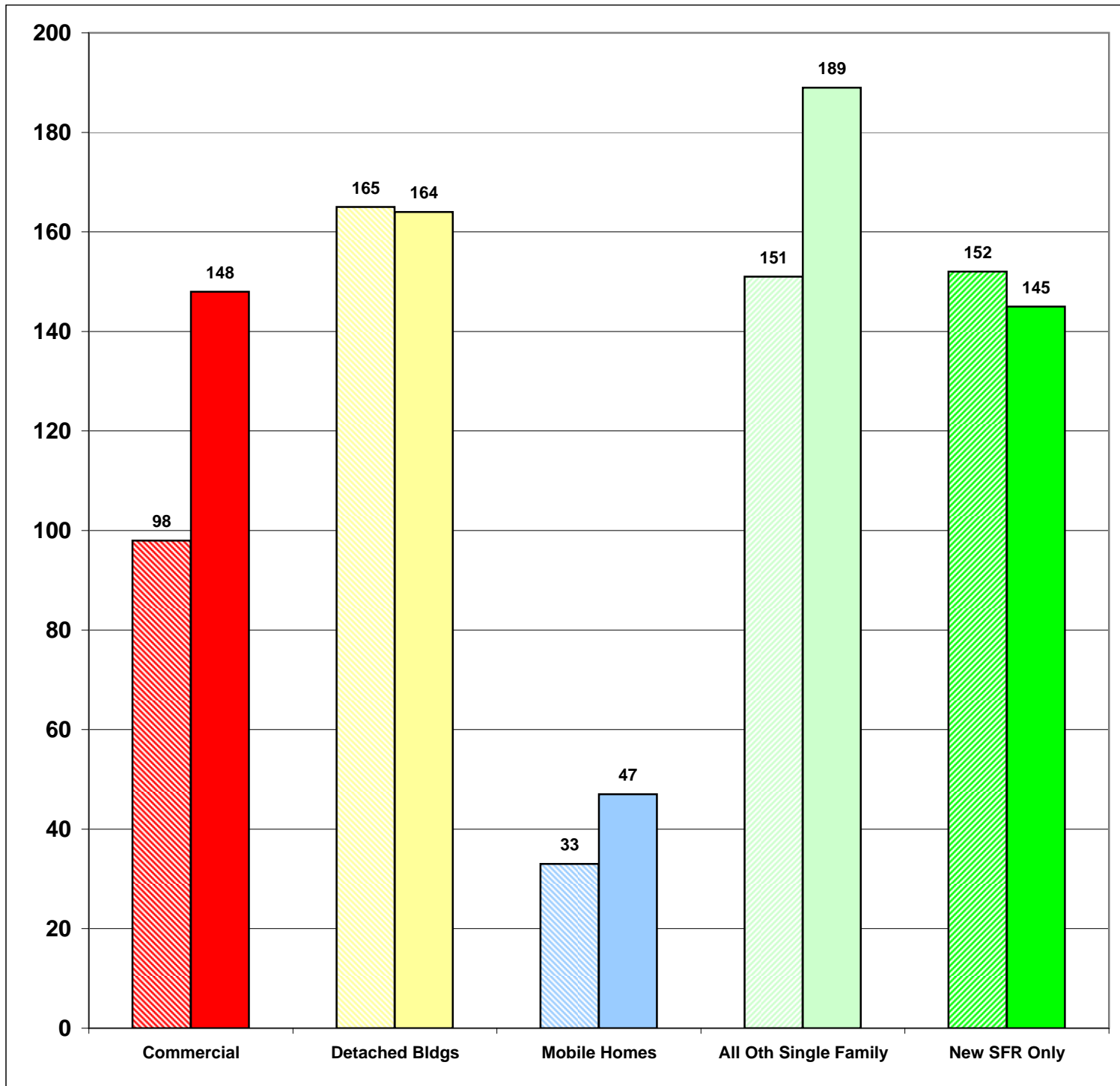
**2010     693**

**16%**

**Total Increase**

**Stripe = 09     Solid = 10**

Year to Date Report  
August-10





**YEAR TO DATE**

**BLDG PERMITS  
APPLIED FOR**

**JAN - AUG**

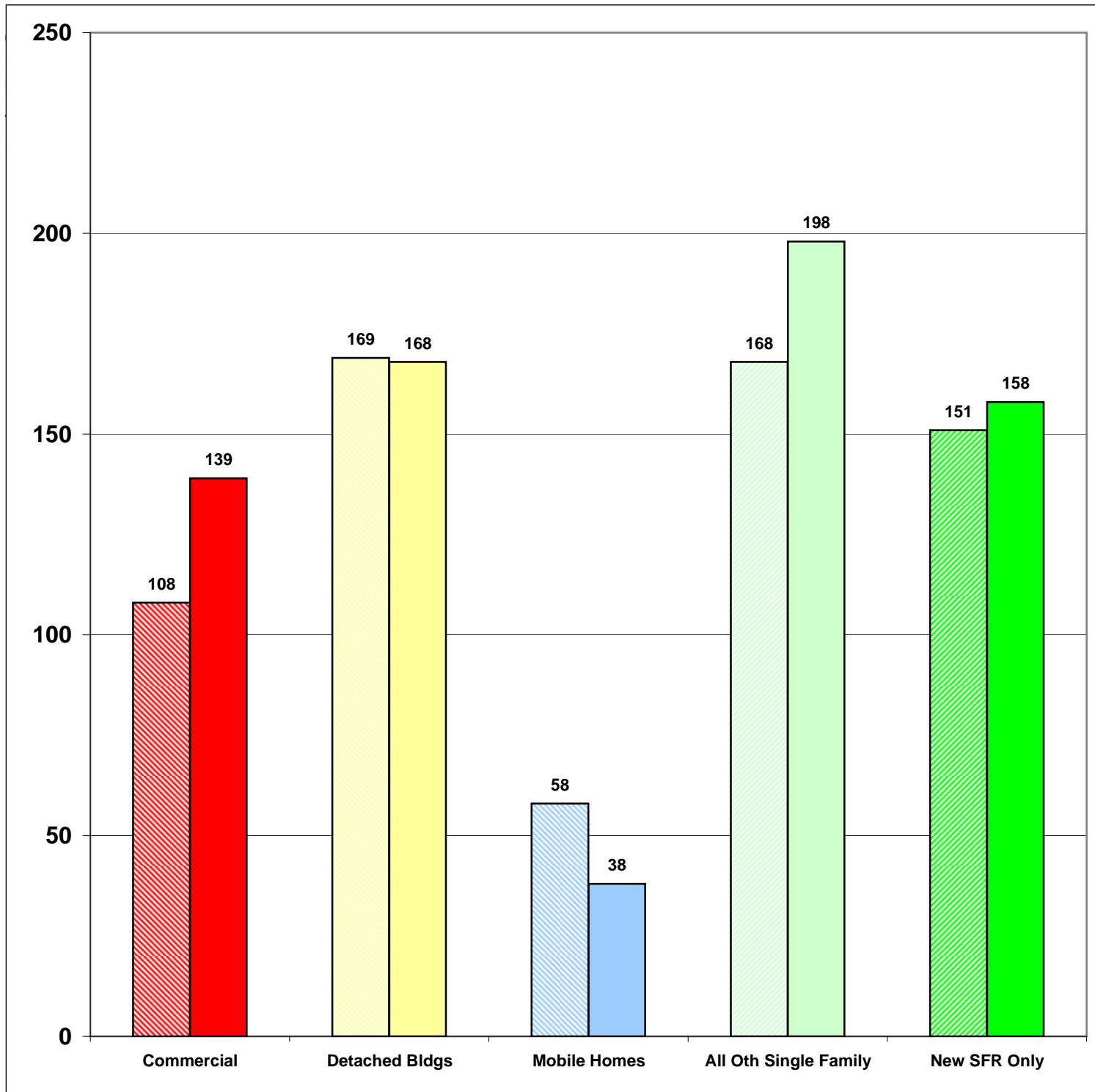
**Comparing  
2009 to 2010**

**2009    654  
2010    701**

**7%  
Total Increase**

**Stripe = 09    Solid = 10**

**Year to Date Report  
August-10**



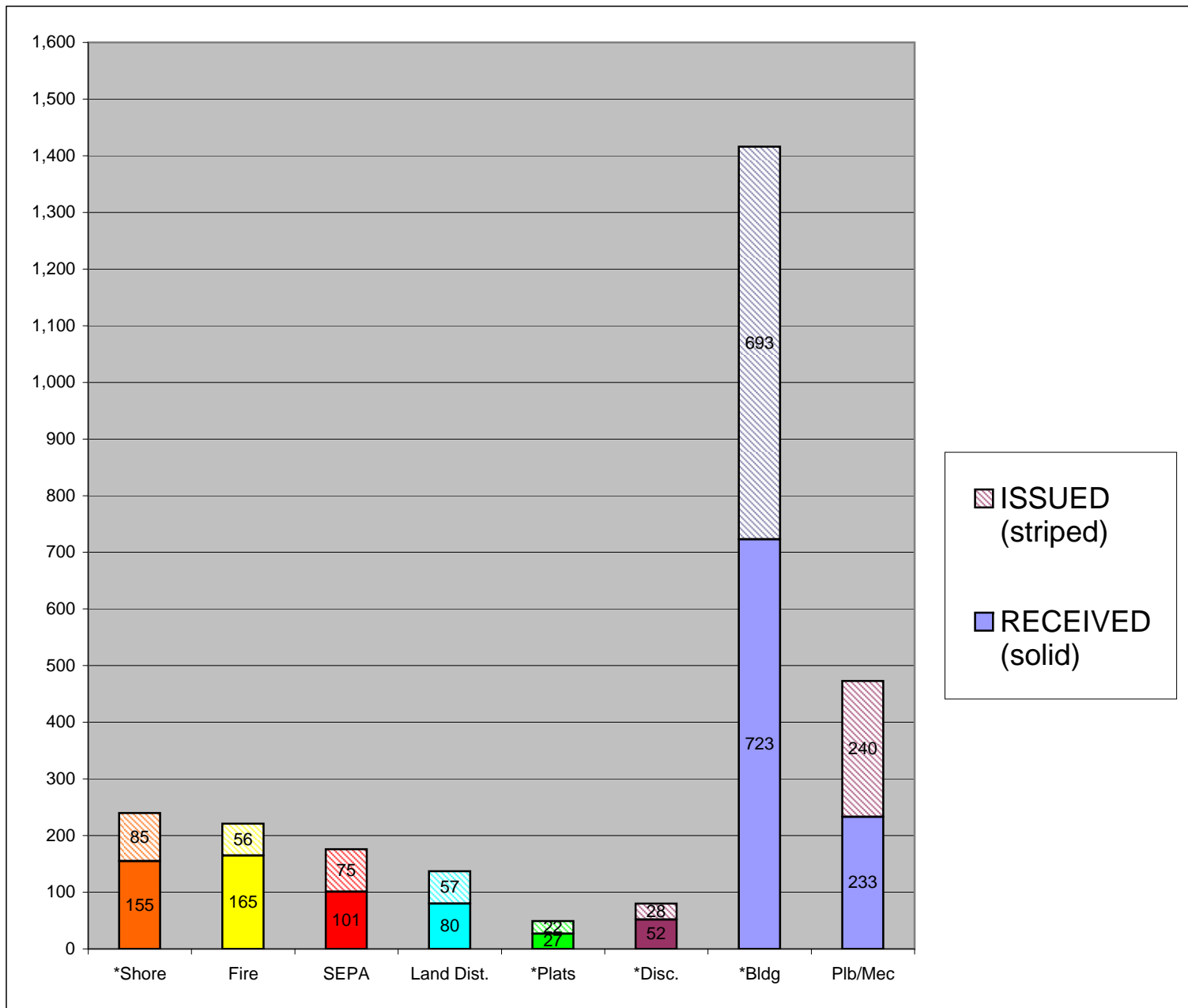


**YEAR TO DATE**

**CASES**

**RECEIVED  
and  
ISSUED**

**JAN - AUG**



Stripe = Issued  
Solid = Received

Year to Date Report  
August-10

\*Shore = SHC, SHR, SHV, SHX

\*Plats = LSS, SSS, BSP, PUD, MDP

\*Disc = ADM, APL, CUP, NON, VAR

\*Bldg = COM, DET, MOB, SFR