

Permit Activity, August 13

WHATCOM COUNTY PLANNING & DEVELOPMENT
2013 August



CURRENT MONTH		
SINGLE FAMILY RESIDENCES	ISSUED	VALUATION
NEW - RESIDENTIAL	31	8,645,062
NEW - DUPLEX		
ADDITION/REMODEL	22	1,200,861
CONVERT TO LIVING		
DEMOLITION (SINGLE FAMILY)	5	36,000
MOVE TO SITE		
REPLACE/REPAIR	3	332,080
RE-ROOF / SIDE ONLY		
TOTAL	61	\$10,214,003.00

MOBILE HOMES	ISSUED	VALUATION
NEW - MOBILE HOME	3	90,844
ADDITION TO MOB		
CONVERT TO STORAGE		
REPLACEMENT		
TEMP MOBILE		
TOTAL	3	\$90,844.00

DETACHED BUILDINGS	ISSUED	VALUATION
NEW - AG BARN / STORAGE	2	541,500
NEW - GARAGE	5	137,682
NEW - OTHER TYPE BLDG	2	183,024
NEW - OTHER TYPE STRUCTURES	4	59,162
NEW - STORAGE	5	154,743
ADDITION / REMODEL		
CONVERT TO OTHER	1	-
DEMOLITION (DETACHED)	1	2,500
MOVE TO SITE		
REPLACE / REPAIR	1	14,360
RE-ROOF ONLY		
TOTAL	21	\$1,092,971.00

COMMERCIAL	ISSUED	VALUATION
NEW - 3 - 4 UNIT APARTMENTS		
NEW - 5 + UNIT APARTMENTS		
NEW - AIRPORT FACILITIES		
NEW - AMUSEMENT, SOCIAL, REC		
NEW - CHURCHES & OTH RELIGIOUS		
NEW - FIRE STATIONS / MEDIC ONE		
NEW - HOSPITALS / INSTITUTIONAL		
NEW - HOTEL / MOTEL / TOUR. CAB		
NEW - INDUSTRIAL	2	4,592,000
NEW - MIXED USE		
NEW - OFFICE, BANKS, PROF	1	139,297
NEW - OTHER PORTABLES		
NEW - OTHER TYPE BLDGS		
NEW - OTHER TYPE STRUCTURES	3	238,325
NEW - PORTABLE CLASSROOM		
NEW - PUBLIC WORKS & UTILITY	1	27,000
NEW - SCHOOLS & OTHER ED		
NEW - STORAGE BLDGS	2	402,760
NEW - STORES & CUSTOMER SERV		
NEW - WAREHOUSE		
ADDITION / REMODEL	2	350,395
CHANGE OF USE / TEN IMPROV / OCC	4	65,600
CONVERT		
DEMOLITION (COMMERCIAL)	1	18,500
MOVE TO SITE		
REPLACE / REPAIR	1	12,000
RE-ROOF ONLY		
TOTAL	17	\$5,845,877.00

MONTHLY TOTAL	
ISSUED	VALUATION
102	\$17,243,695.00

YEAR TO DATE	
ISSUED	VALUATION
166	43,022,343
90	4,707,327
3	232,646
21	150,100
2	78,820
15	1,199,323
3	8,750
300	\$49,399,308.37

MOB	ISSUED	VALUATION
	17	523,865
	9	340,912
	26	\$864,777.00

DET	ISSUED	VALUATION
	20	1,789,744
	35	1,148,015
	10	683,568
	11	198,032
	27	849,847
	12	189,228
	1	-
	9	18,600
	5	105,085
	130	\$4,982,119.00

COM	ISSUED	VALUATION
	2	639,150
	1	744,820
	1	2,609,903
	1	142,000
	5	6,577,619
	1	285,305
	1	139,297
	1	5,600
	6	80,397
	37	3,372,228
	1	27,000
	5	1,377,253
	1	3,000
	1	-
	45	3,449,782
	23	426,770
	3	43,500
	12	4,592,700
	147	\$24,516,323.86

YEARLY TOTAL	
ISSUED	VALUATION
603	\$79,762,528.23



YEAR TO DATE

**BLDG PERMITS
 VALUATION**

in thousands

August

**Comparing
 2012 to 2013**

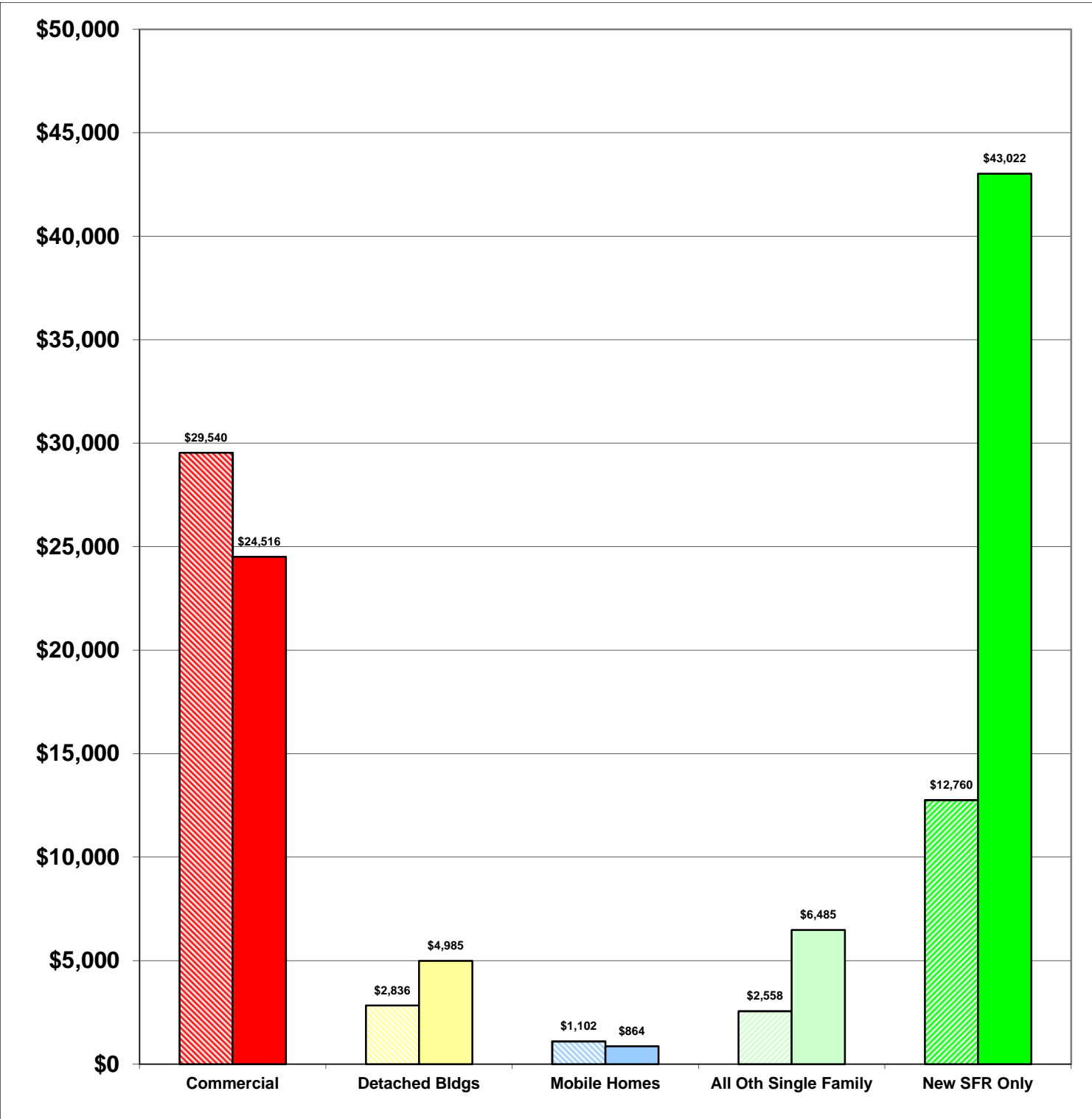
**2012 \$48,796
 2013 \$79,872**

64%

Total Increase

Stripe = 2012 Solid = 2013

Year to Date Valuation Report
 August-13





BLDG PERMITS ISSUED

August

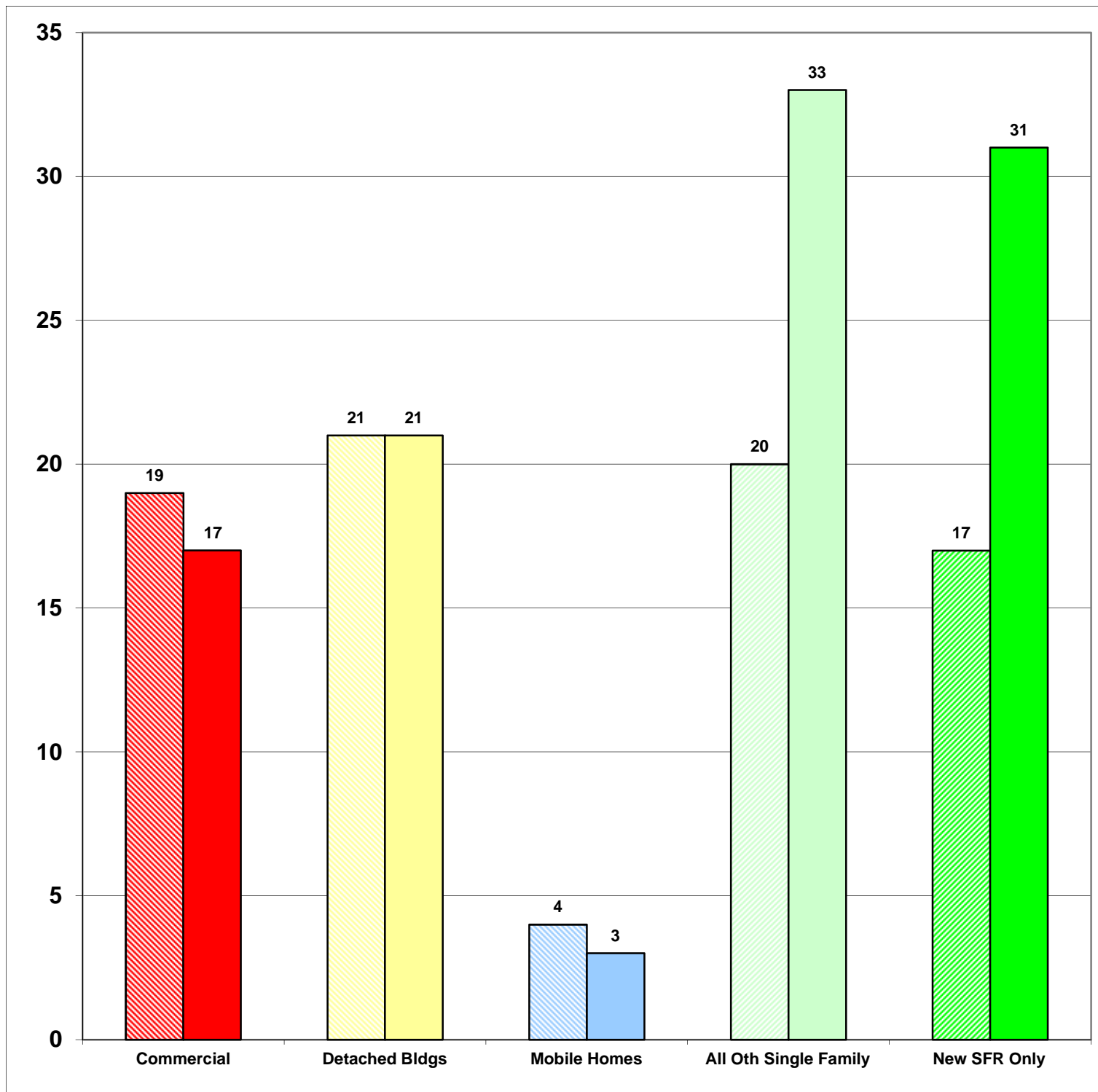
Comparing
2012 to 2013

Aug-12 81
Aug-13 105

30%
Total Increase

Stripe = 2012 Solid = 2013

Monthly Report
August-13



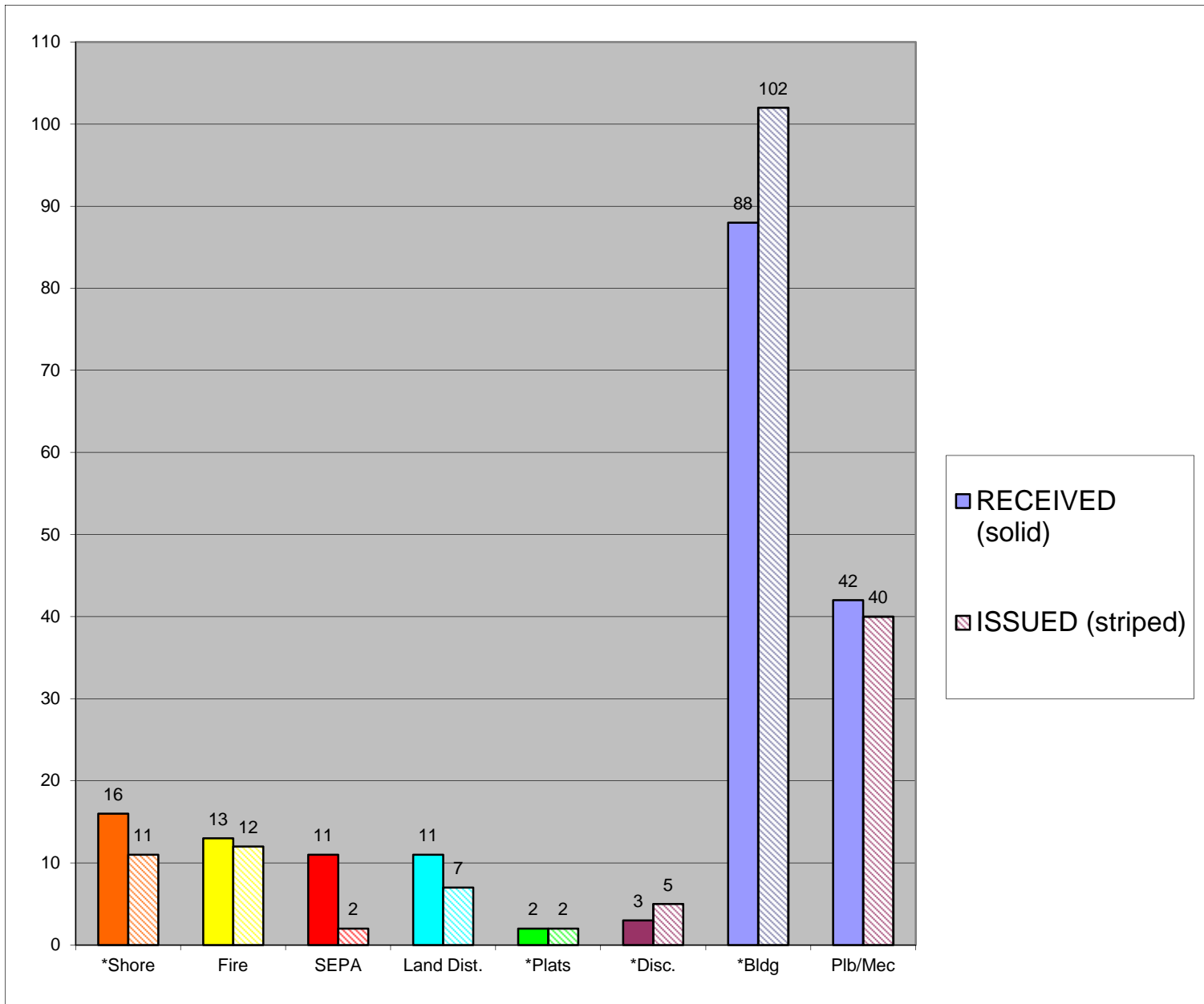


**CASES
 RECEIVED
 and
 ISSUED**

August

Stripe = Issued
Solid = Received

Monthly Permit Report
 August-13



*Shore = SHC, SHR, SHV, SHX
 *Plats = LSS, SSS, BSP, PUD, MDP
 *Disc = ADM, APL, CUP, NON, VAR
 *Bldg = COM, DET, MOB, SFR



YEAR TO DATE

**BLDG PERMITS
ISSUED**

JAN - AUG

**Comparing
2012 to 2013**

2012 303

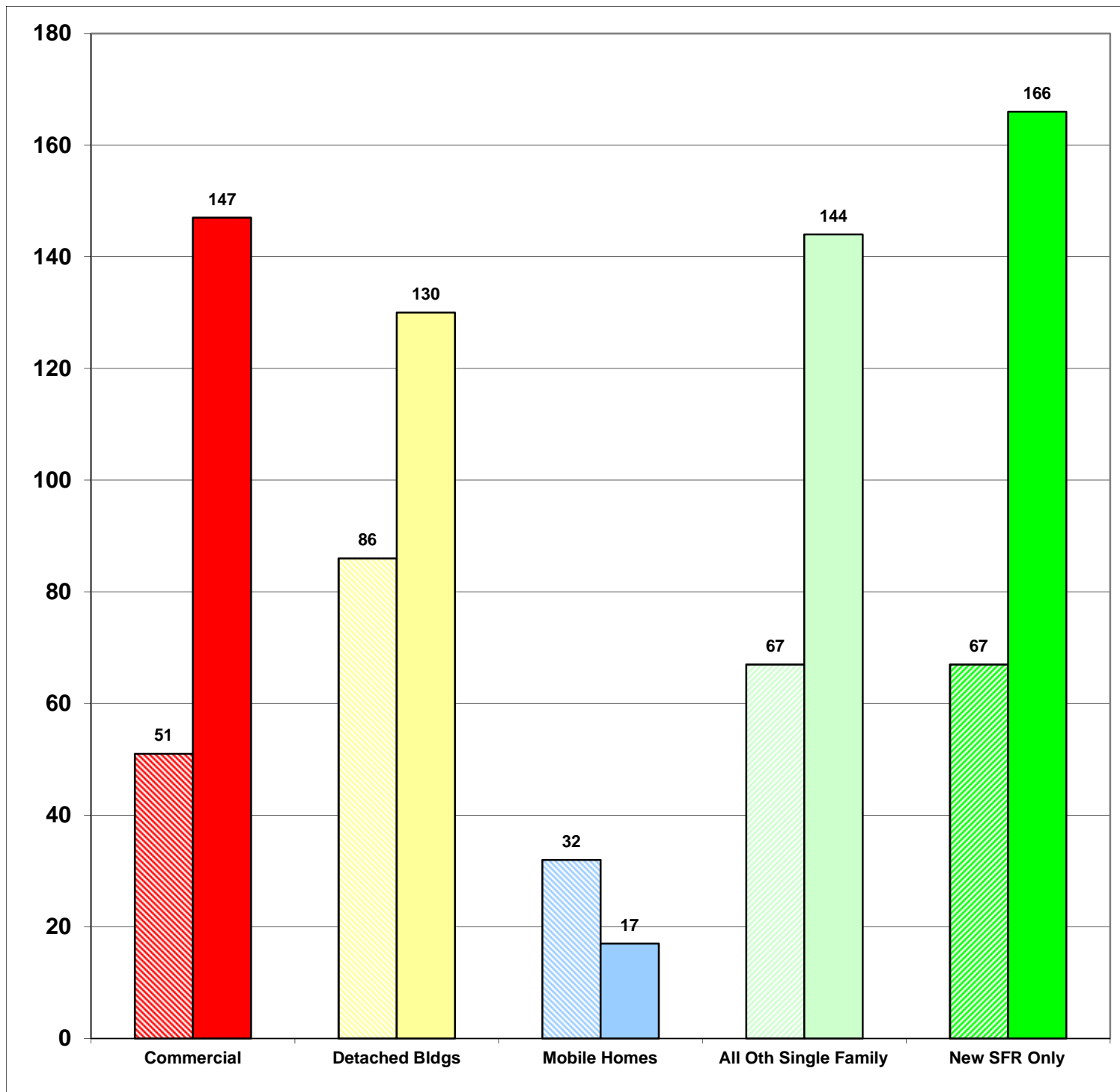
2013 604

99%

Total Increase

Stripe = 2012 Solid = 2013

Year to Date Report
August-13





YEAR TO DATE

**BLDG PERMITS
APPLIED FOR**

JAN - AUG

**Comparing
2012 to 2013**

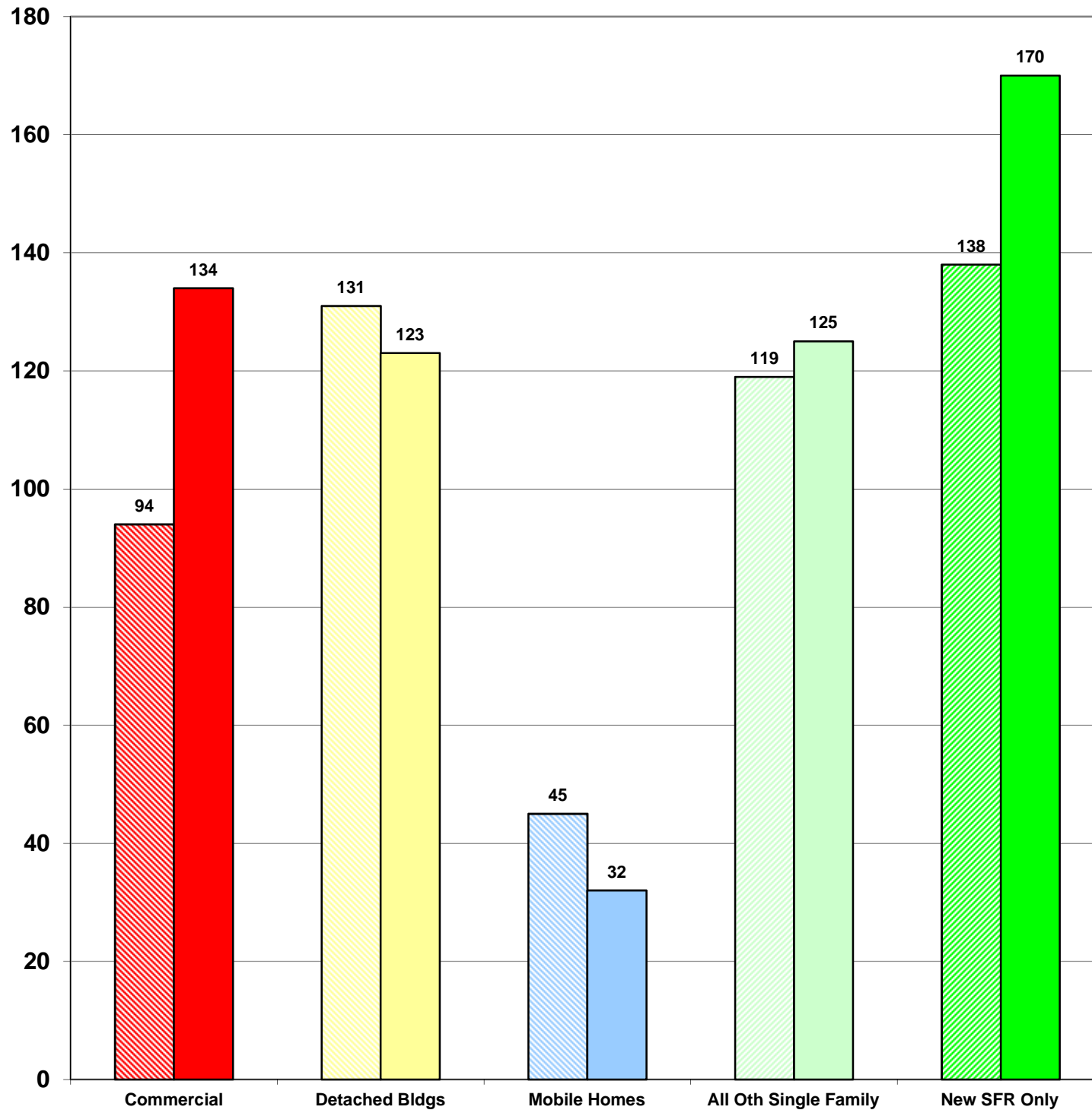
2012 527

2013 584

**11%
Total Increase**

Stripe = 2012 Solid = 2013

**Year to Date Report
August-13**





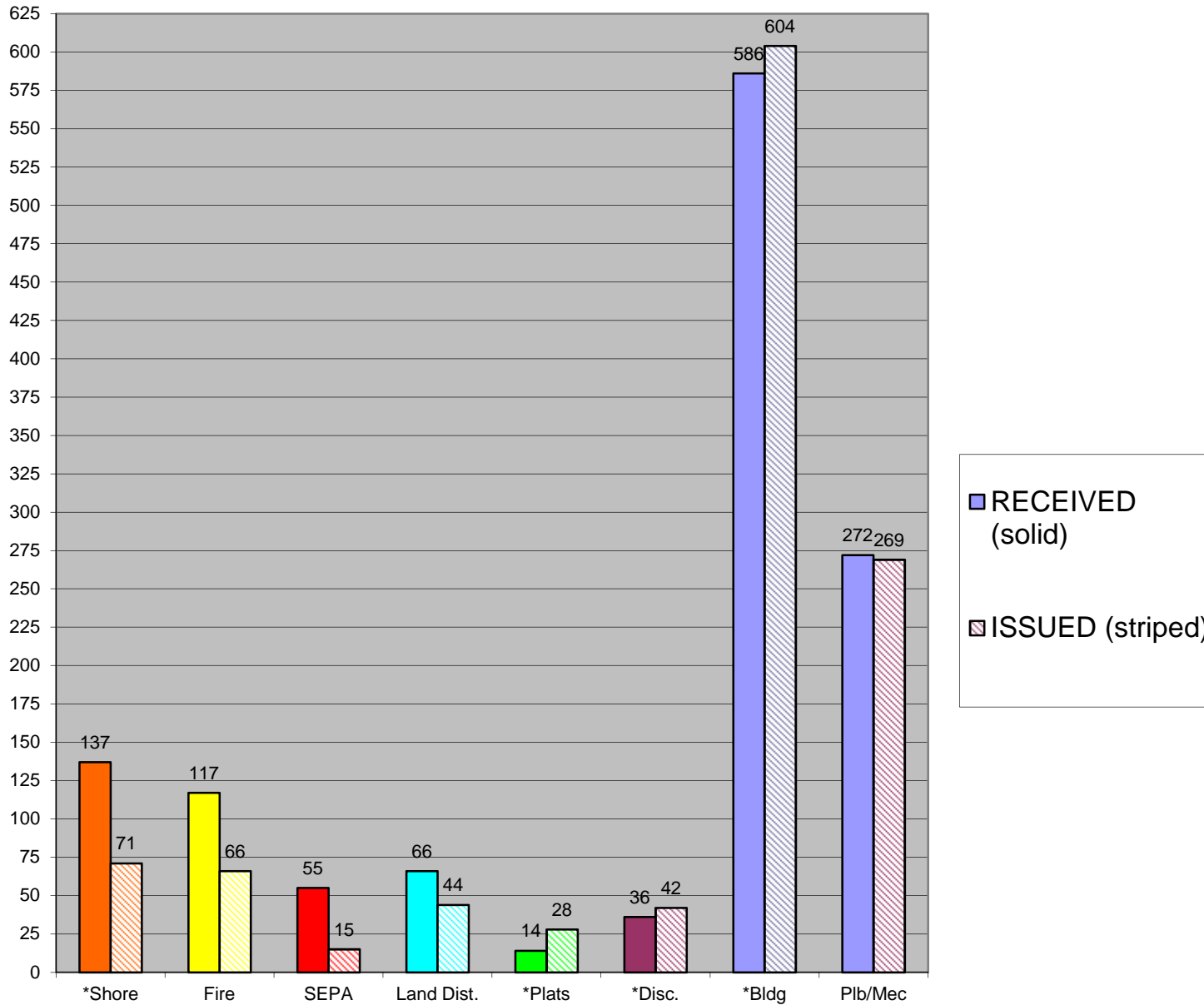
YEAR TO DATE

**CASES
 RECEIVED
 and
 ISSUED**

JAN - AUG

Stripe = Issued
Solid = Received

Year to Date Report
 August-13



- *Shore = SHC, SHR, SHV, SHX
- *Plats = LSS, SSS, BSP, PUD, MDP
- *Disc = ADM, APL, CUP, NON, VAR
- *Bldg = COM, DET, MOB, SFR