

# Permit Activity, August 2014

WHATCOM COUNTY PLANNING & DEVELOPMENT  
2014 August



CURRENT MONTH		
SINGLE FAMILY RESIDENCES	ISSUED	VALUATION
NEW - RESIDENTIAL	31	8,716,538
NEW - DUPLEX		
ADDITION/REMODEL	11	288,725
CONVERT TO LIVING		
DEMOLITION (SINGLE FAMILY)	1	4,700
MOVE TO SITE		
REPLACE/REPAIR	2	17,658
RE-ROOF / SIDE ONLY		
<b>TOTAL</b>	<b>45</b>	<b>\$9,027,621.25</b>

YEAR TO DATE	
ISSUED	VALUATION
194	38,421,217
2	862,810
73	3,577,479
19	163,860
1	14,600
18	929,508
<b>307</b>	<b>\$43,969,473.39</b>

MOBILE HOMES		
	ISSUED	VALUATION
NEW - MOBILE HOME	5	162,734
ADDITION TO MOB		
CONVERT TO STORAGE		
REPLACEMENT	3	88,062
TEMP MOBILE		
<b>TOTAL</b>	<b>8</b>	<b>\$250,796.00</b>

YEAR TO DATE	
ISSUED	VALUATION
24	934,813
6	159,982
<b>30</b>	<b>\$1,094,795.00</b>

DETACHED BUILDINGS		
	ISSUED	VALUATION
NEW - AG BARN / STORAGE	6	452,466
NEW - GARAGE	5	130,912
NEW - OTHER TYPE BLDS		
NEW - OTHER TYPE STRUCTURES	5	261,226
NEW - STORAGE	11	426,698
ADDITION / REMODEL	1	164,520
CONVERT TO OTHER		
DEMOLITION (DETACHED)	1	2,500
MOVE TO SITE		
REPLACE / REPAIR		
RE-ROOF ONLY		
<b>TOTAL</b>	<b>29</b>	<b>\$1,438,322.00</b>

YEAR TO DATE	
ISSUED	VALUATION
22	1,282,692
27	854,936
1	8,700
16	389,920
44	1,324,718
10	1,233,928
1	41,160
12	44,350
10	476,603
<b>143</b>	<b>\$5,657,006.60</b>

COMMERCIAL		
	ISSUED	VALUATION
NEW - 3 - 4 UNIT APARTMENTS		
NEW - 5 + UNIT APARTMENTS		
NEW - AIRPORT FACILITIES		
NEW - AMUSEMENT, SOCIAL, REC		
NEW - CHURCHES & OTH RELIGIOUS		
NEW - FIRE STATIONS / MEDIC ONE		
NEW - HOSPITALS / INSTITUTIONAL		
NEW - HOTEL / MOTEL / TOUR. CAB		
NEW - INDUSTRIAL		
NEW - MIXED USE		
NEW - OFFICE, BANKS, PROF		
NEW - OTHER PORTABLES	2	19,000
NEW - OTHER TYPE BLDGS	1	141,633
NEW - OTHER TYPE STRUCTURES		
NEW - PORTABLE CLASSROOM		
NEW - PUBLIC WORKS & UTILITY		
NEW - SCHOOLS & OTHER ED		
NEW - STORAGE BLDGS	1	48,988
NEW - STORES & CUSTOMER SERV		
NEW - WAREHOUSE		
ADDITION / REMODEL	4	154,059
CHANGE OF USE / TEN IMPROV / OCC	2	57,000
CONVERT		
DEMOLITION (COMMERCIAL)		
MOVE TO SITE		
REPLACE / REPAIR	1	5,000
RE-ROOF ONLY	1	35,000
<b>TOTAL</b>	<b>12</b>	<b>\$460,679.72</b>

YEAR TO DATE	
ISSUED	VALUATION
1	6,455,305
5	12,338,600
1	492,298
2	19,000
3	212,133
24	6,524,615
3	788,768
2	769,128
23	3,302,588
30	1,396,986
1	68,885
2	6,600
8	713,245
3	51,465
<b>108</b>	<b>\$33,139,615.45</b>

MONTHLY TOTAL	
ISSUED	VALUATION
94	\$11,177,418.97

YEARLY TOTAL	
ISSUED	VALUATION
588	\$83,860,890.44



**YEAR TO DATE**

**BLDG PERMITS  
VALUATION**

in thousands

**August**

**Comparing  
2013 to 2014**

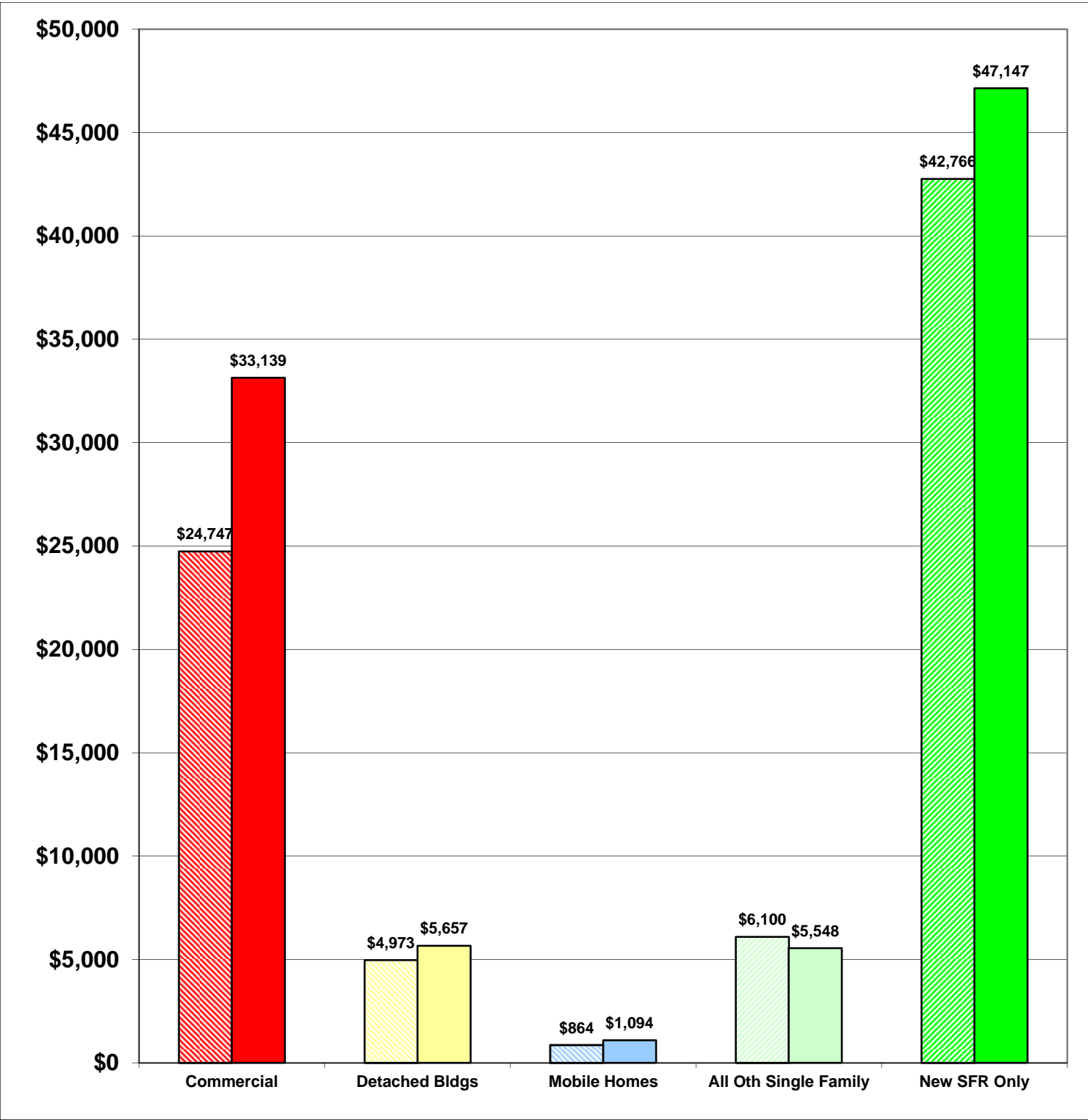
**2013     \$79,450  
2014     \$92,585**

**17%**

**Total Increase**

**Stripe = 2013    Solid = 2014**

Year to Date Valuation Report  
August-14





## BLDG PERMITS ISSUED

August

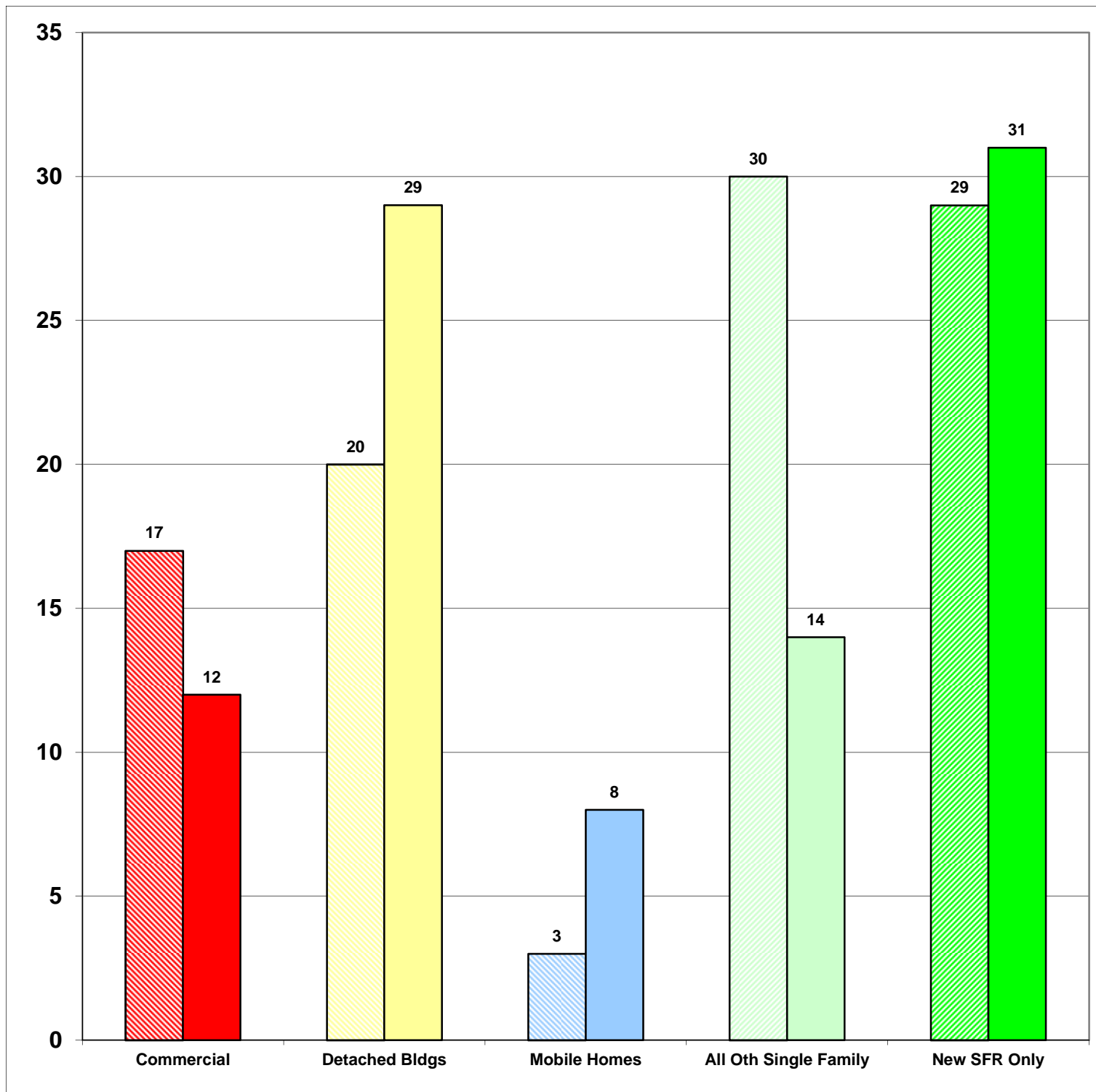
Comparing  
2013 to 2014

Aug-13	99
Aug-14	94

-5%

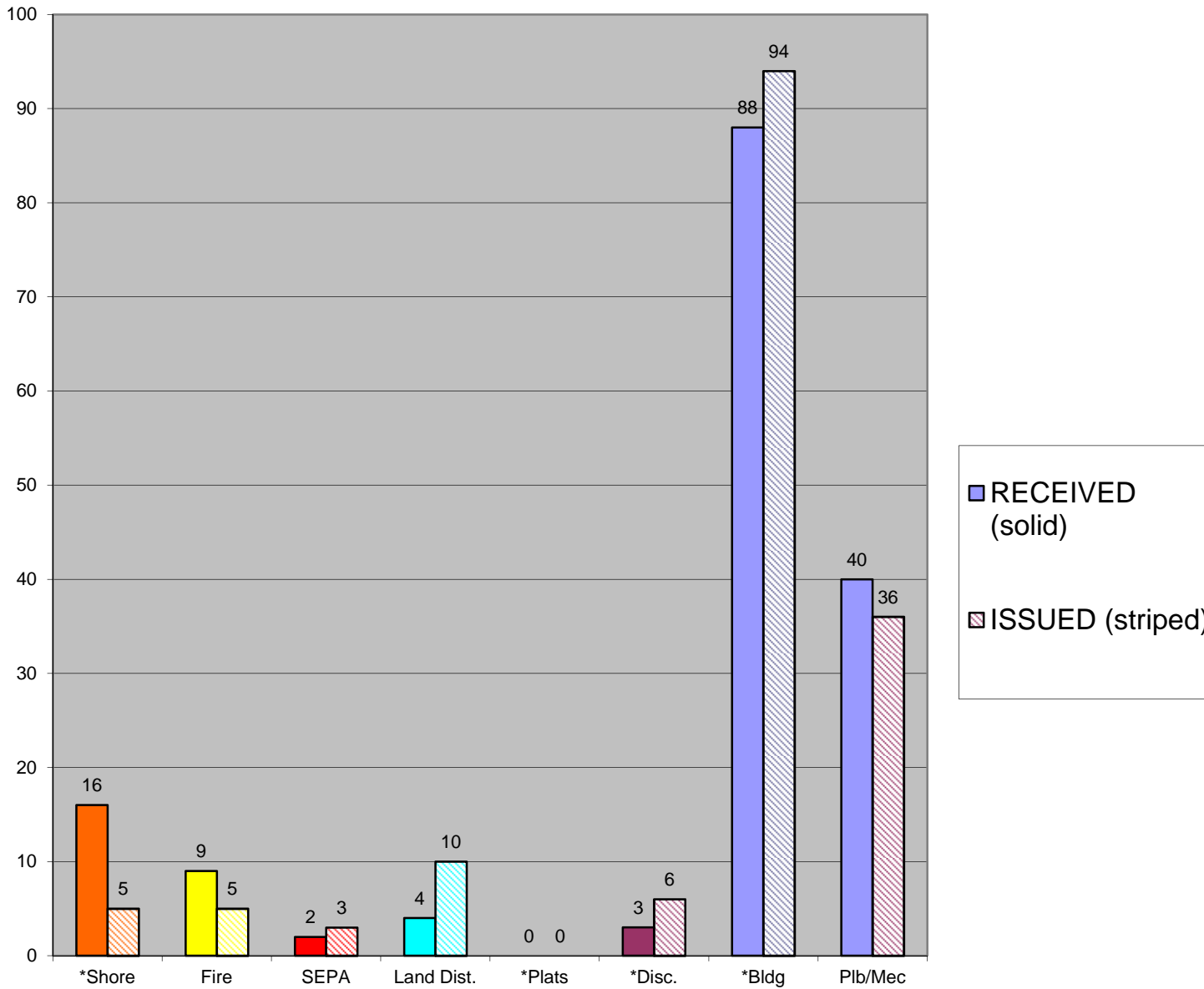
Total Increase

Stripe = 2013    Solid = 2014





**CASES  
 RECEIVED  
 and  
 ISSUED  
 2014  
 August**



Stripe = Issued  
 Solid = Received

Monthly Permit Report  
 August-14

\*Shore = SHC, SHR, SHV, SHX  
 \*Plats = LSS, SSS, BSP, PUD, MDP  
 \*Disc = ADM, APL, CUP, NON, VAR  
 \*Bldg = COM, DET, MOB, SFR



**YEAR TO DATE**

**BLDG PERMITS  
ISSUED**

**JAN - DEC**

**Comparing  
2013 to 2014**

**2013     516**

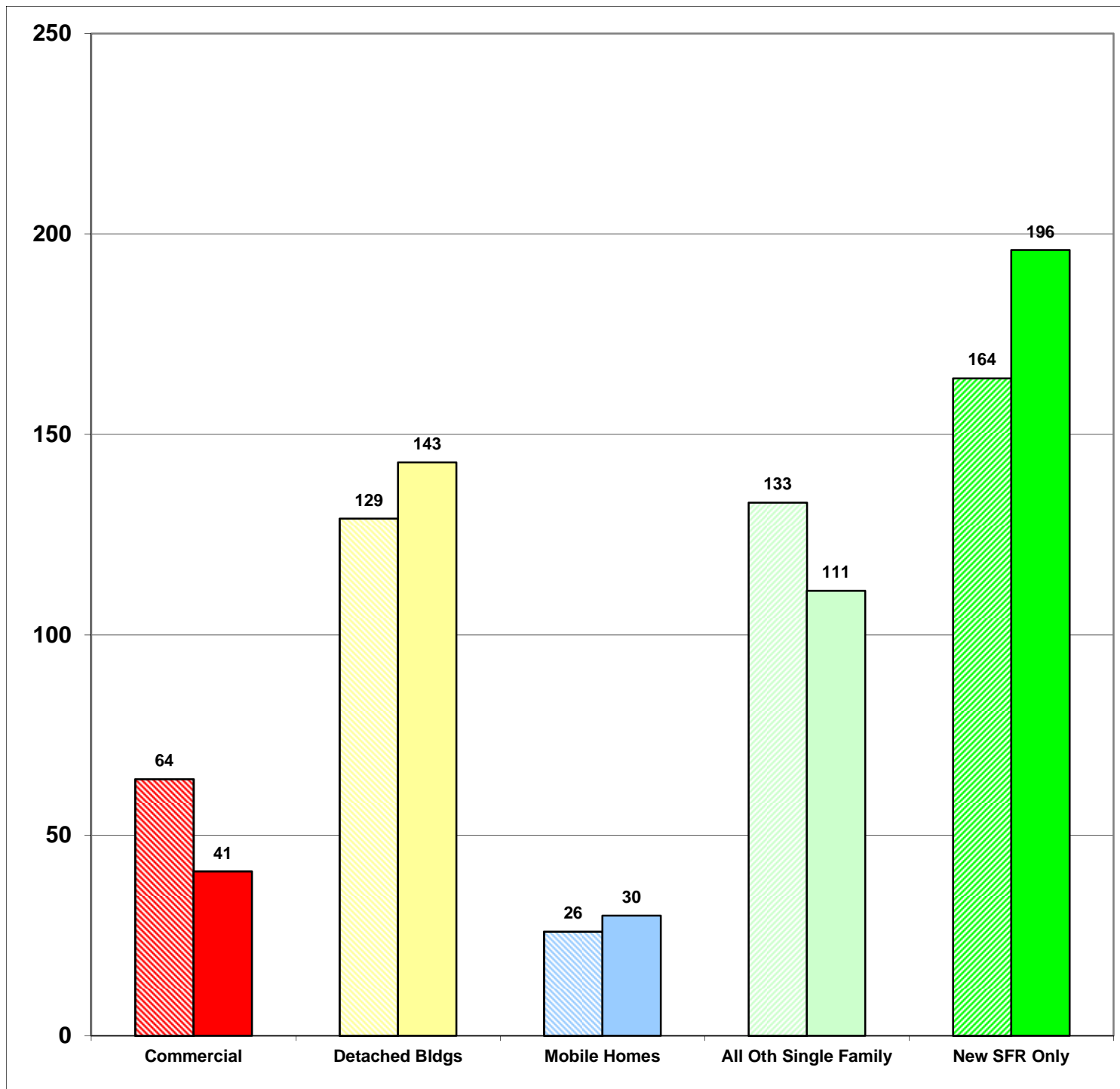
**2014     521**

**1%**

**Total Increase**

**Stripe = 2013    Solid = 2014**

Year to Date Report  
August-14





**YEAR TO DATE**

**BLDG PERMITS  
APPLIED FOR**

**JAN - DEC**

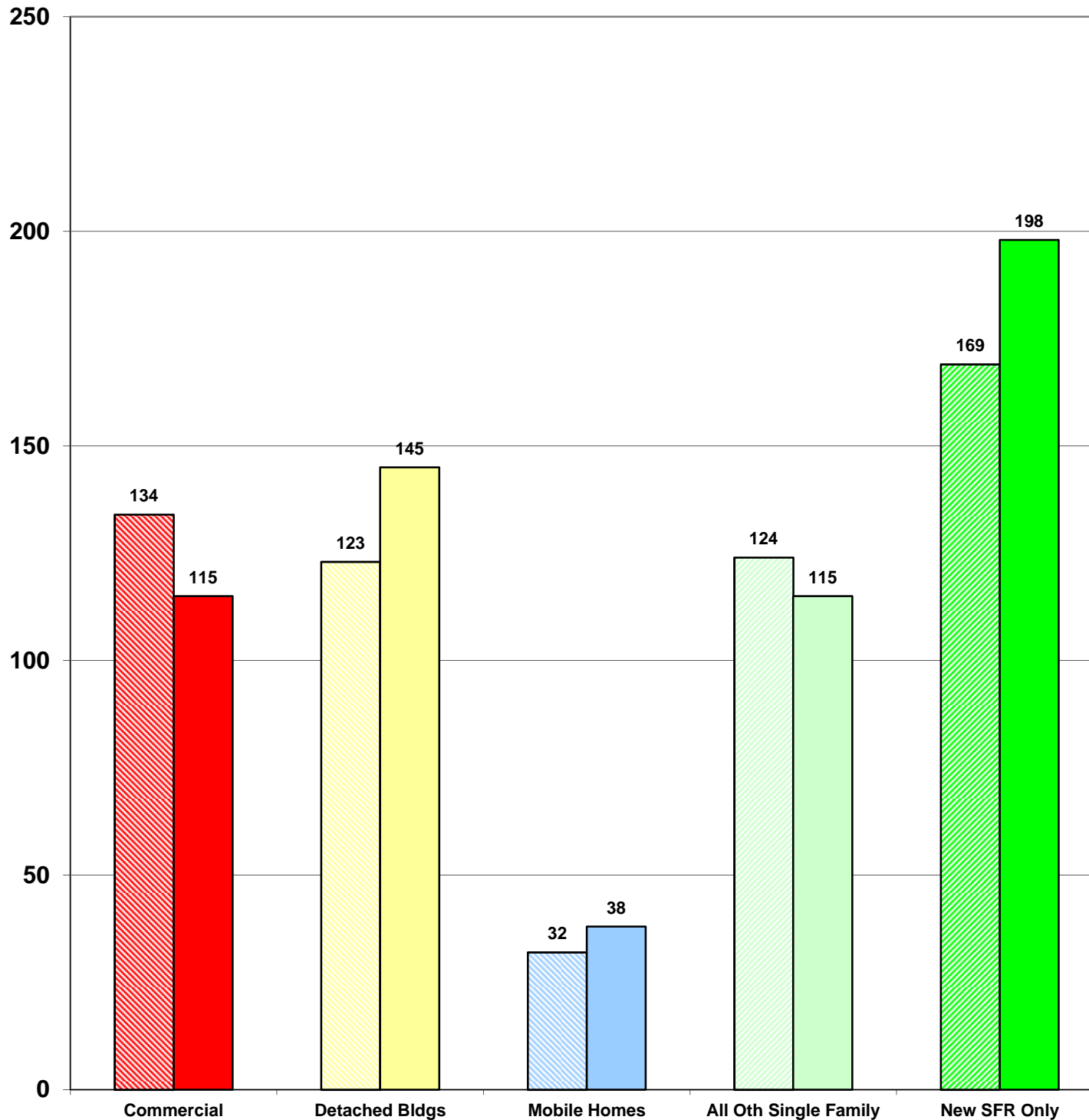
**Comparing  
2013 to 2014**

**2013     582  
2014     611**

**5%  
Total Increase**

**Stripe = 2013    Solid = 2014**

**Year to Date Report  
August-14**

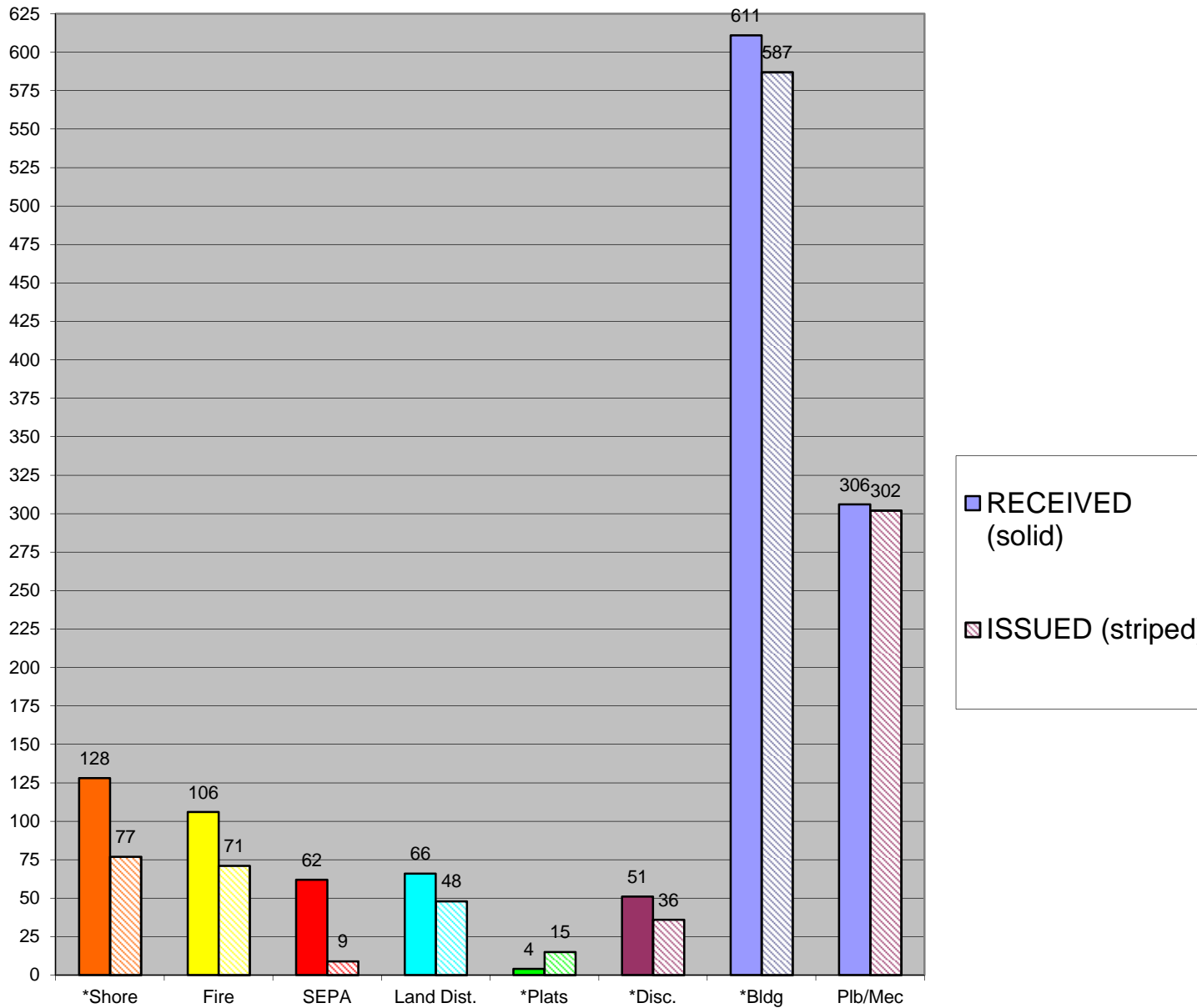




**YEAR TO DATE**

**CASES  
 RECEIVED  
 and  
 ISSUED**

**JAN - DEC**



**Stripe = Issued**  
**Solid = Received**

Year to Date Report  
 August-14

- \*Shore = SHC, SHR, SHV, SHX
- \*Plats = LSS, SSS, BSP, PUD, MDP
- \*Disc = ADM, APL, CUP, NON, VAR
- \*Bldg = COM, DET, MOB, SFR