

Permit Activity, December 08

WHATCOM COUNTY PLANNING & DEVELOPMENT
2008 December



CURRENT MONTH		
SINGLE FAMILY RESIDENCES	ISSUED	VALUATION
NEW - RESIDENTIAL	8	2,174,700
NEW - DUPLEX		
ADDITION/REMODEL	7	317,099
CONVERT TO LIVING	1	-
DEMOLITION (SINGLE FAMILY)	1	5,000
MOVE TO SITE		
REPLACE/REPAIR	3	31,150
RE-ROOF / SIDE ONLY		
TOTAL	20	\$2,527,949.00

MOBILE HOMES	ISSUED	VALUATION
NEW - MOBILE HOME	2	30,000
ADDITION TO MOB	4	136,144
CONVERT TO STORAGE		
REPLACEMENT		
TEMP MOBILE		
TOTAL	6	\$166,144.00

DETACHED BUILDINGS	ISSUED	VALUATION
NEW - AG BARN / STORAGE	3	74,610
NEW - GARAGE	5	117,320
NEW - OTHER TYPE BLDG		
NEW - OTHER TYPE STRUCTURES	1	9,040
NEW - STORAGE	1	10,057
ADDITION / REMODEL	1	39,600
CONVERT TO OTHER		
DEMOLITION (DETACHED)	1	5,000
MOVE TO SITE		
REPLACE / REPAIR		
RE-ROOF ONLY		
TOTAL	12	\$255,627.00

COMMERCIAL	ISSUED	VALUATION
NEW - 3 - 4 UNIT APARTMENTS		
NEW - 5 + UNIT APARTMENTS		
NEW - AIRPORT FACILITIES		
NEW - AMUSEMENT, SOCIAL, REC	1	36,500
NEW - CHURCHES & OTH RELIGIOUS		
NEW - FIRE STATIONS / MEDIC ONE		
NEW - HOSPITALS / INSTITUTIONAL		
NEW - HOTEL / MOTEL / TOUR. CAB		
NEW - INDUSTRIAL	4	1,880,000
NEW - MIXED USE		
NEW - OFFICE, BANKS, PROF	1	626,597
NEW - OTHER PORTABLES		
NEW - OTHER TYPE BLDGS		
NEW - OTHER TYPE STRUCTURES	3	838,000
NEW - PORTABLE CLASSROOM		
NEW - PUBLIC WORKS & UTILITY	2	5,000
NEW - SCHOOLS & OTHER ED		
NEW - STORAGE BLDGS		
NEW - STORES & CUSTOMER SERV		
NEW - WAREHOUSE	1	329,100
ADDITION / REMODEL	1	6,241
CHANGE OF USE / TEN IMPROV / OCC	2	125,000
CONVERT		
DEMOLITION (COMMERCIAL)		
MOVE TO SITE		
REPLACE / REPAIR		
RE-ROOF ONLY		
TOTAL	15	\$3,846,438.00

MONTHLY TOTAL	
ISSUED	VALUATION
53	\$6,796,158.00

YEAR TO DATE	
ISSUED	VALUATION
288	68,412,642
200	11,396,388
5	192,152
40	306,235
5	120,624
36	1,175,971
7	77,498
581	\$81,681,510.33

MOB	ISSUED	VALUATION
	39	1,607,460
	38	1,468,251
	1	5,000
	78	\$3,080,711.00

DET	ISSUED	VALUATION
	75	5,081,348
	139	3,369,881
	18	264,668
	25	422,492
	30	711,467
	22	762,817
	2	8,800
	11	36,350
	1	10,000
	12	129,642
	1	4,000
	336	\$10,801,464.50

COM	ISSUED	VALUATION
	2	2,988,413
	1	36,500
	2	2,330,000
	1	1,750,000
	1	255,635
	10	4,074,000
	5	1,075,180
	1	53,902
	4	1,205,448
	52	12,276,604
	3	155,000
	6	1,024,107
	1	11,189
	3	2,754,982
	21	6,957,664
	14	467,851
	1	-
	3	36,000
	3	128,000
	10	2,406,000
	3	192,000
	147	\$40,178,475.18

YEARLY TOTAL	
ISSUED	VALUATION
1,142	\$135,742,161.01



YEAR TO DATE

**BLDG PERMITS
 VALUATION**

in thousands

December

**Comparing
 2007 to 2008**

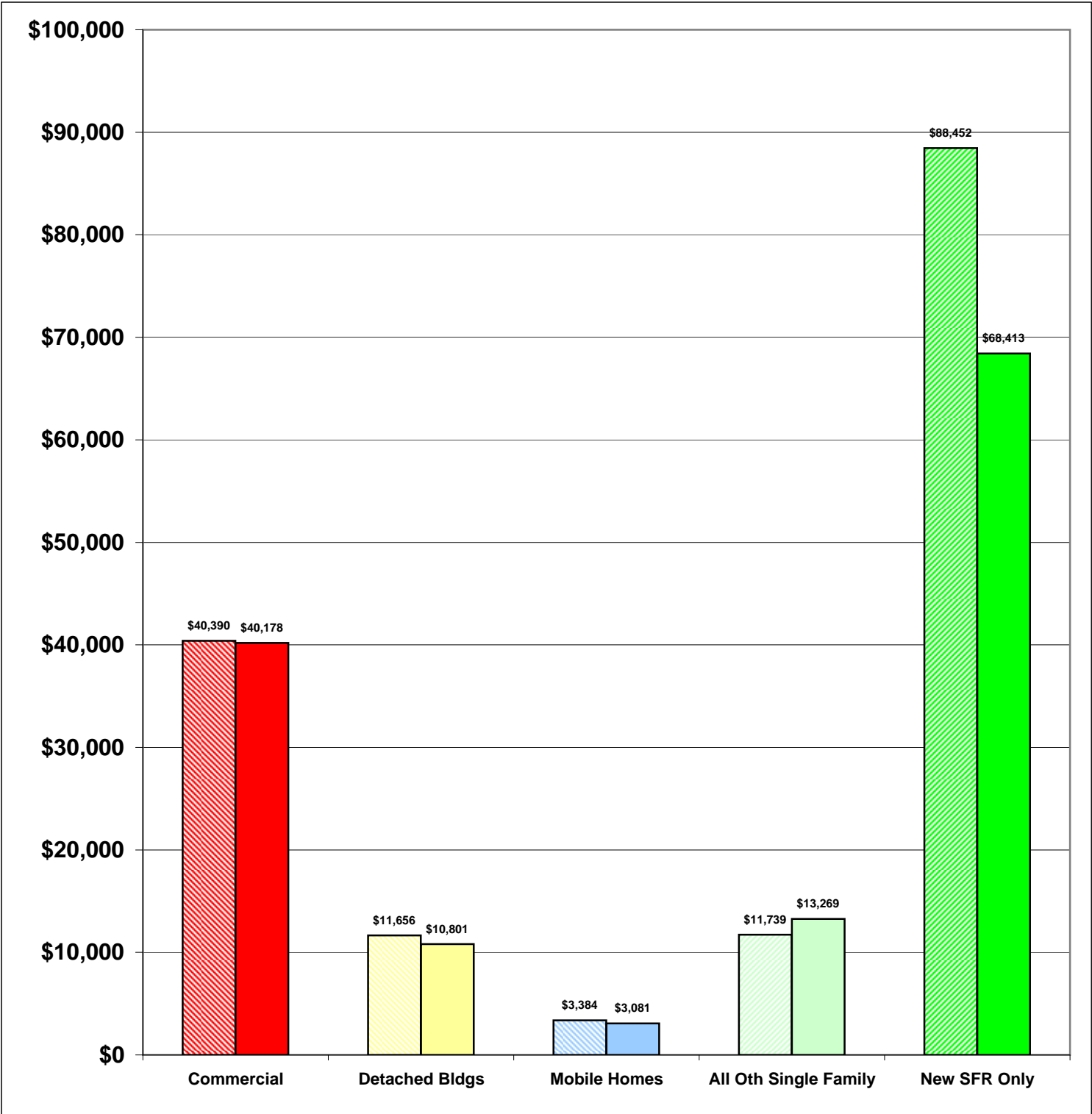
**2007 \$155,621
 2008 \$135,742**

-13%

Total Increase

Stripe = 07 Solid = 08

Year to Date Valuation Report
 December-08





BLDG PERMITS ISSUED

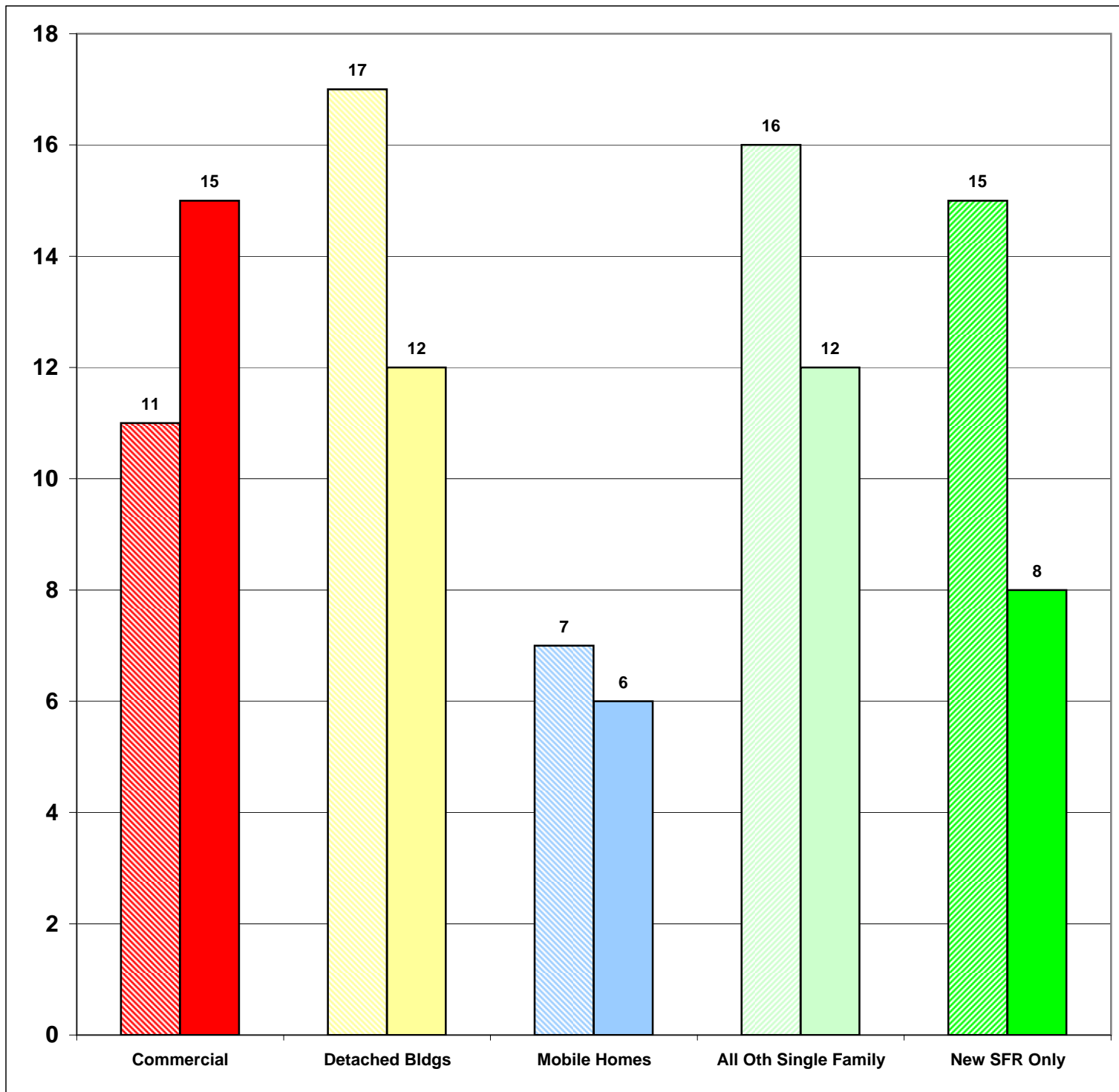
December

Comparing
2007 to 2008

Dec-07 66
Dec-08 53

-20%
Total Increase

Stripe = 07 Solid = 08



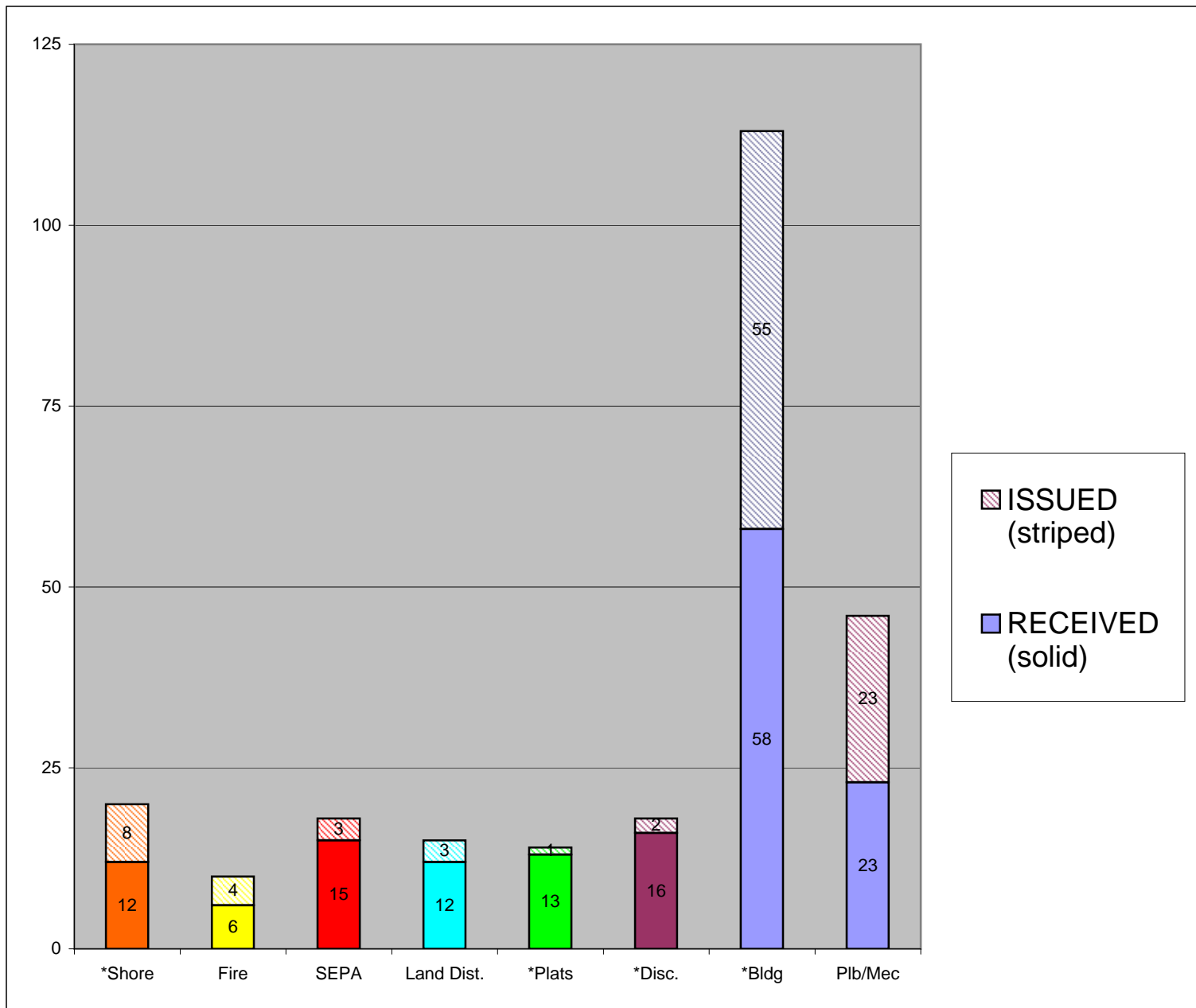


**CASES
RECEIVED
and
ISSUED**

December

Stripe = Issued
Solid = Received

Monthly Permit Report
December-08



*Shore = SHC, SHR, SHV, SHX

*Plats = LSS, SSS, BSP, PUD, MDP

*Disc = ADM, APL, CUP, NON, VAR

*Bldg = COM, DET, MOB, SFR



YEAR TO DATE

**BLDG PERMITS
 ISSUED**

JAN - DEC

**Comparing
 2007 to 2008**

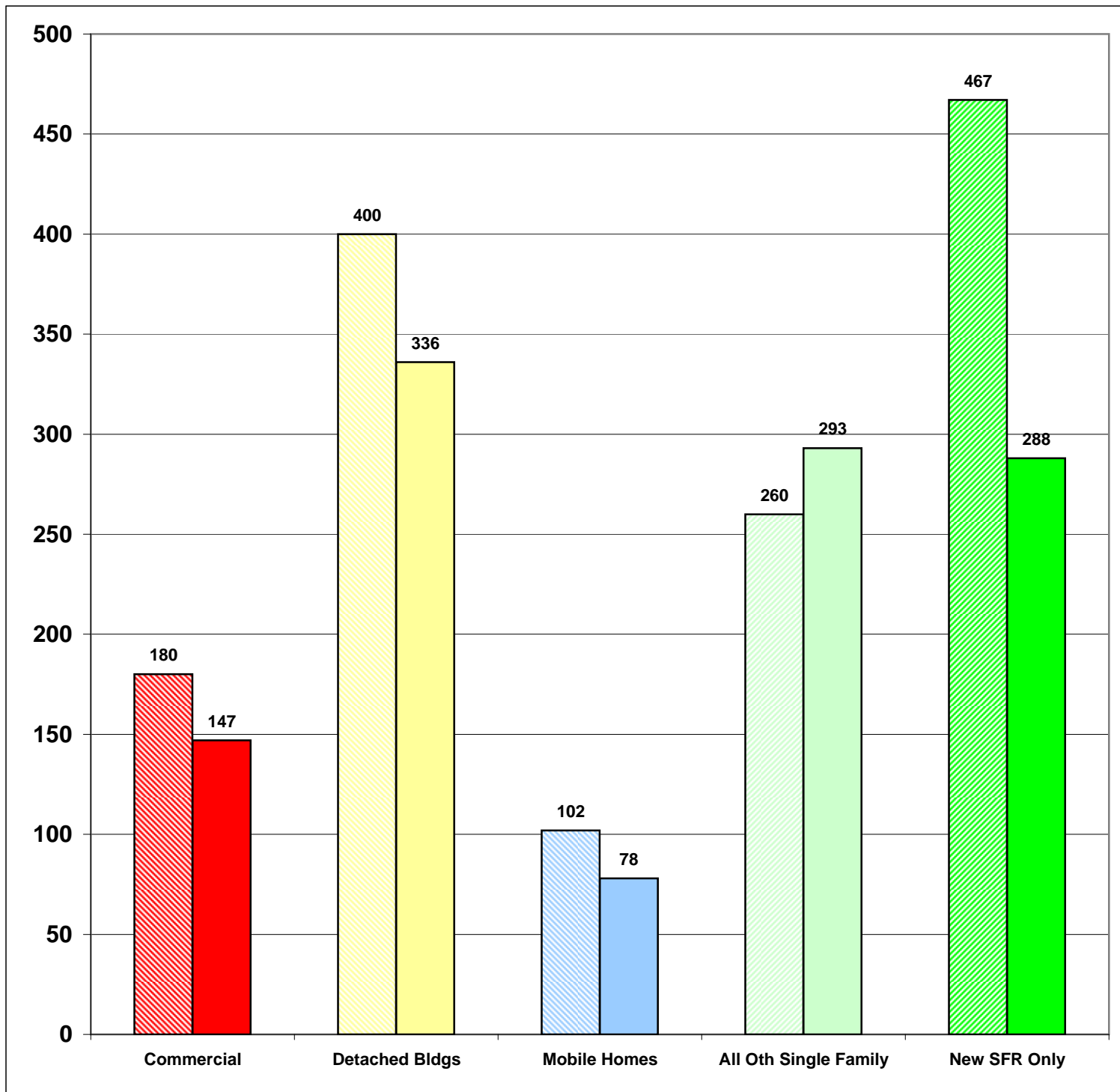
**2007 1409
 2008 1142**

-19%

Total Increase

Stripe = 07 Solid = 08

**Year to Date Report
 December-08**





YEAR TO DATE

**BLDG PERMITS
APPLIED FOR**

JAN - DEC

**Comparing
2007 to 2008**

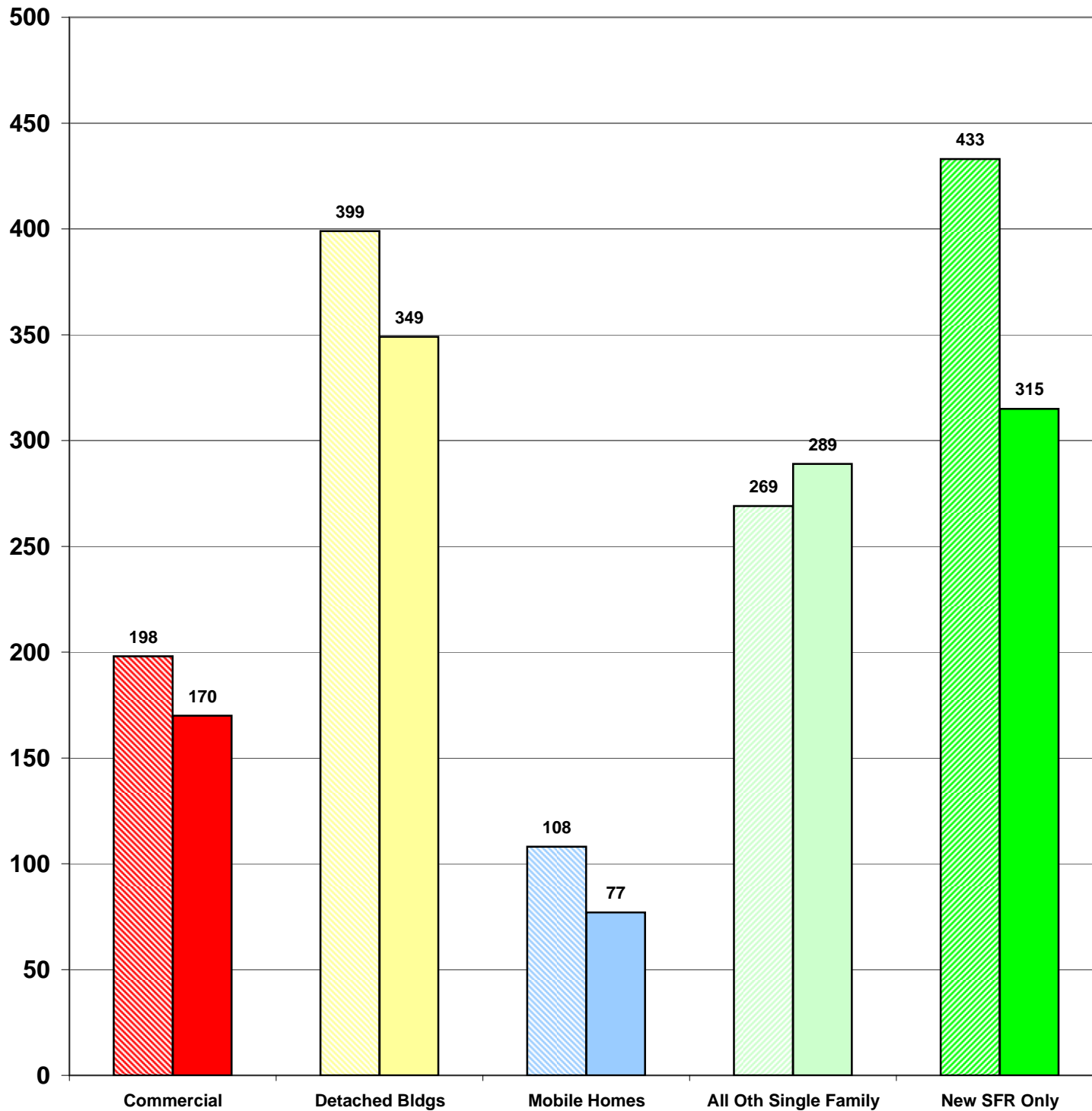
**2007 1407
2008 1200**

-15%

Total Increase

Stripe = 07 Solid = 08

**Year to Date Report
December-08**





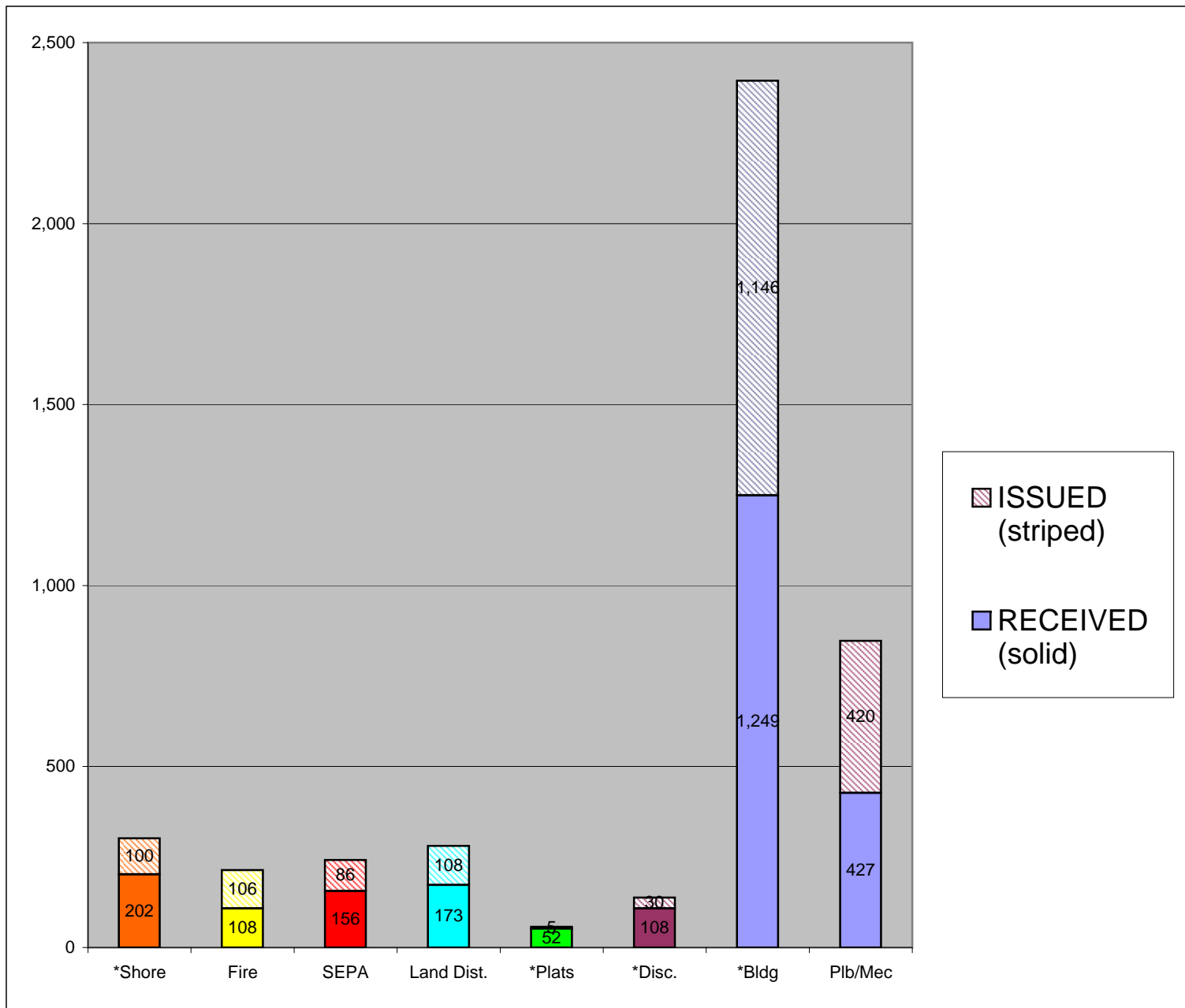
YEAR TO DATE

**CASES
 RECEIVED
 and
 ISSUED**

JAN - DEC

Stripe = Issued
Solid = Received

Year to Date Report
 December-08



*Shore = SHC, SHR, SHV, SHX
 *Plats = LSS, SSS, BSP, PUD, MDP
 *Disc = ADM, APL, CUP, NON, VAR
 *Bldg = COM, DET, MOB, SFR