

Permit Activity, December 09

WHATCOM COUNTY PLANNING & DEVELOPMENT
2009 December



| CURRENT MONTH | | |
|----------------------------|-----------|-----------------------|
| SINGLE FAMILY RESIDENCES | ISSUED | VALUATION |
| NEW - RESIDENTIAL | 4 | 1,189,778 |
| NEW - DUPLEX | | |
| ADDITION/REMODEL | 9 | 325,535 |
| CONVERT TO LIVING | | |
| DEMOLITION (SINGLE FAMILY) | 1 | 4,500 |
| MOVE TO SITE | | |
| REPLACE/REPAIR | 2 | 224,850 |
| RE-ROOF / SIDE ONLY | | |
| TOTAL | 16 | \$1,744,663.00 |

| MOBILE HOMES | ISSUED | VALUATION |
|--------------------|----------|--------------------|
| NEW - MOBILE HOME | | |
| ADDITION TO MOB | | |
| CONVERT TO STORAGE | | |
| REPLACEMENT | 1 | 15,551 |
| TEMP MOBILE | | |
| TOTAL | 1 | \$15,551.00 |

| DETACHED BUILDINGS | ISSUED | VALUATION |
|-----------------------------|-----------|---------------------|
| NEW - AG BARN / STORAGE | 2 | 104,640 |
| NEW - GARAGE | 5 | 60,525 |
| NEW - OTHER TYPE BLDG | | |
| NEW - OTHER TYPE STRUCTURES | | |
| NEW - STORAGE | 3 | 50,400 |
| ADDITION / REMODEL | 2 | 55,907 |
| CONVERT TO OTHER | | |
| DEMOLITION (DETACHED) | 2 | 23,000 |
| MOVE TO SITE | | |
| REPLACE / REPAIR | 2 | 59,452 |
| RE-ROOF ONLY | | |
| TOTAL | 16 | \$353,924.00 |

| COMMERCIAL | ISSUED | VALUATION |
|----------------------------------|-----------|-----------------------|
| NEW - 3 - 4 UNIT APARTMENTS | | |
| NEW - 5 + UNIT APARTMENTS | | |
| NEW - AIRPORT FACILITIES | | |
| NEW - AMUSEMENT, SOCIAL, REC | | |
| NEW - CHURCHES & OTH RELIGIOUS | | |
| NEW - FIRE STATIONS / MEDIC ONE | | |
| NEW - HOSPITALS / INSTITUTIONAL | | |
| NEW - HOTEL / MOTEL / TOUR. CAB | | |
| NEW - INDUSTRIAL | 1 | 171,624 |
| NEW - MIXED USE | | |
| NEW - OFFICE, BANKS, PROF | 1 | 544,071 |
| NEW - OTHER PORTABLES | | |
| NEW - OTHER TYPE BLDGS | 3 | 491,747 |
| NEW - OTHER TYPE STRUCTURES | | |
| NEW - PORTABLE CLASSROOM | | |
| NEW - PUBLIC WORKS & UTILITY | | |
| NEW - SCHOOLS & OTHER ED | | |
| NEW - STORAGE BLDGS | 1 | 451,332 |
| NEW - STORES & CUSTOMER SERV | 1 | 52,580 |
| NEW - WAREHOUSE | | |
| ADDITION / REMODEL | 3 | 112,879 |
| CHANGE OF USE / TEN IMPROV / OCC | 1 | 47,640 |
| CONVERT | | |
| DEMOLITION (COMMERCIAL) | 2 | 13,600 |
| MOVE TO SITE | | |
| REPLACE / REPAIR | 1 | 40,000 |
| RE-ROOF ONLY | 1 | 8,000 |
| TOTAL | 15 | \$1,933,473.08 |

| MONTHLY TOTAL | |
|---------------|----------------|
| ISSUED | VALUATION |
| 48 | \$4,047,611.08 |

| YEAR TO DATE | |
|--------------|------------------------|
| ISSUED | VALUATION |
| 198 | 41,852,779 |
| 150 | 9,080,845 |
| 6 | 467,217 |
| 18 | 101,300 |
| 21 | 806,348 |
| 4 | 58,687 |
| 397 | \$52,367,175.90 |

| MOB | ISSUED | VALUATION |
|-----|-----------|-----------------------|
| | 33 | 1,245,441 |
| | 24 | 1,072,030 |
| | 1 | 47,740 |
| | 58 | \$2,365,211.00 |

| DET | ISSUED | VALUATION |
|-----|------------|-----------------------|
| | 55 | 2,359,247 |
| | 79 | 2,187,989 |
| | 16 | 674,153 |
| | 18 | 299,430 |
| | 24 | 635,280 |
| | 16 | 254,333 |
| | 1 | 10,000 |
| | 17 | 635,450 |
| | 2 | 15,650 |
| | 12 | 263,267 |
| | 240 | \$7,334,799.28 |

| COM | ISSUED | VALUATION |
|-----|------------|------------------------|
| | 1 | 155,043 |
| | 1 | 569,360 |
| | 1 | 24,420 |
| | 1 | 79,200 |
| | 11 | 22,463,023 |
| | 2 | 15,604,488 |
| | 7 | 2,679,312 |
| | 12 | 3,926,919 |
| | 47 | 4,600,099 |
| | 1 | 120,000 |
| | 1 | 20,000 |
| | 1 | 238,000 |
| | 12 | 3,209,552 |
| | 1 | 52,580 |
| | 5 | 6,985,786 |
| | 23 | 1,329,250 |
| | 11 | 2,736,631 |
| | 1 | 3,000 |
| | 6 | 118,296 |
| | 1 | 3,550 |
| | 12 | 241,088 |
| | 2 | 38,000 |
| | 160 | \$65,197,597.97 |

| YEARLY TOTAL | |
|--------------|------------------|
| ISSUED | VALUATION |
| 855 | \$127,264,784.15 |



YEAR TO DATE

**BLDG PERMITS
VALUATION**

in thousands

JAN - DEC

**Comparing
2008 to 2009**

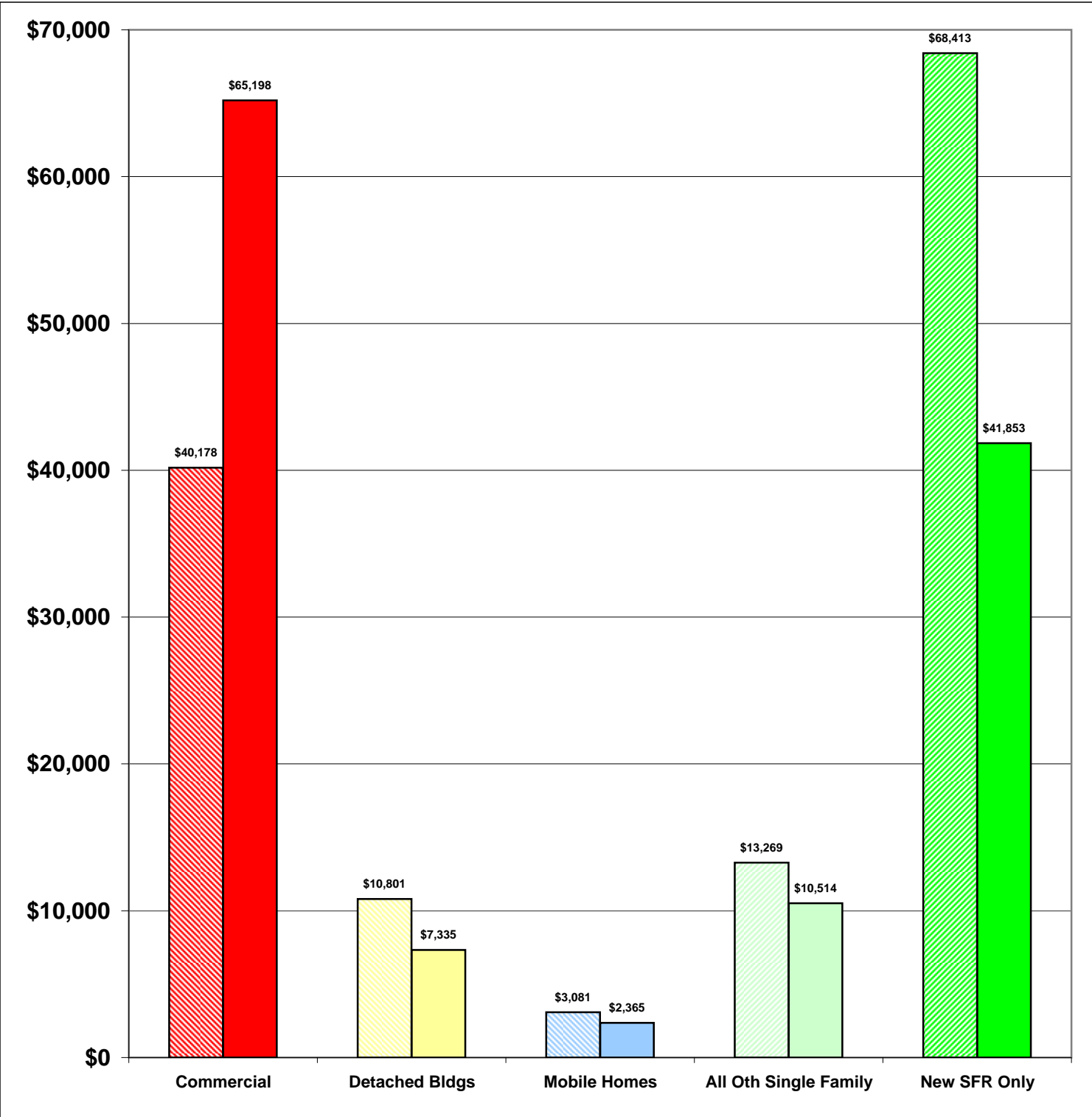
**2008 \$135,742
2009 \$127,265**

-6%

Total Increase

Stripe = 08 Solid = 09

Year to Date Valuation Report
December-09





BLDG PERMITS ISSUED

December

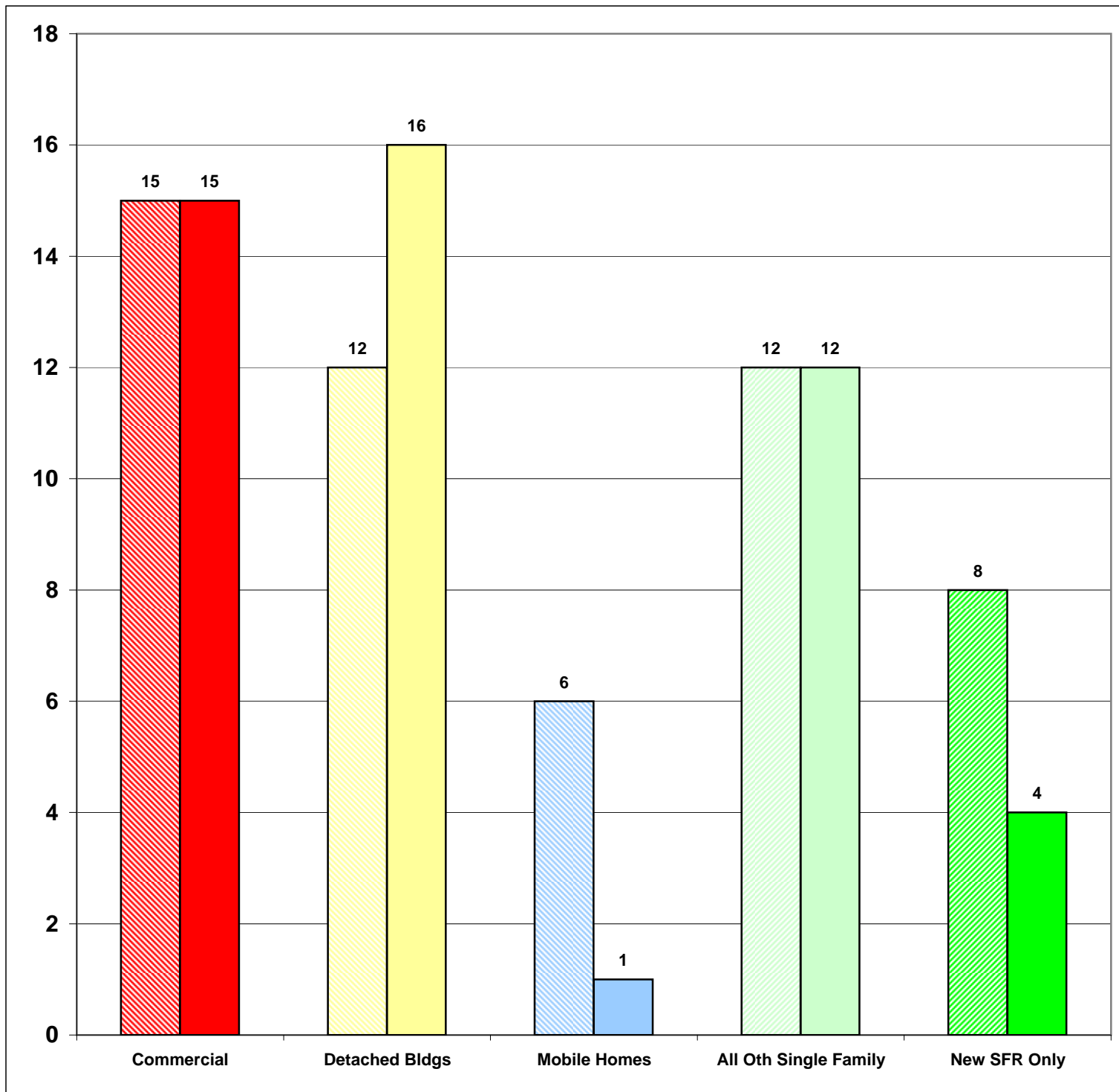
Comparing
2008 to 2009

Dec-08 53
Dec-09 48

-9%

Total Increase

Stripe = 08 Solid = 09



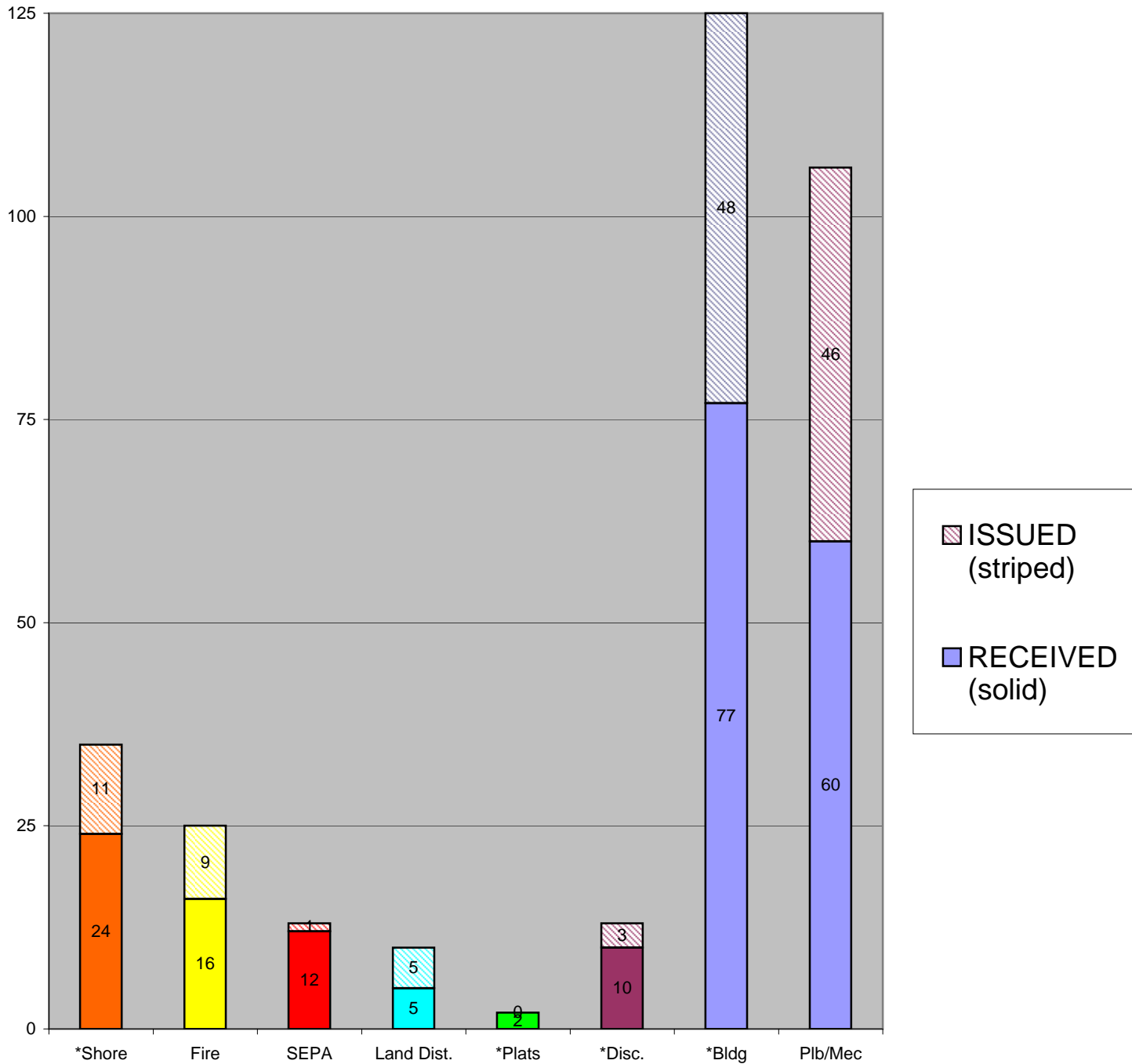


CASES RECEIVED and ISSUED

December

Stripe = Issued
Solid = Received

Monthly Permit Report
December-09





YEAR TO DATE

**BLDG PERMITS
 ISSUED**

JAN - DEC

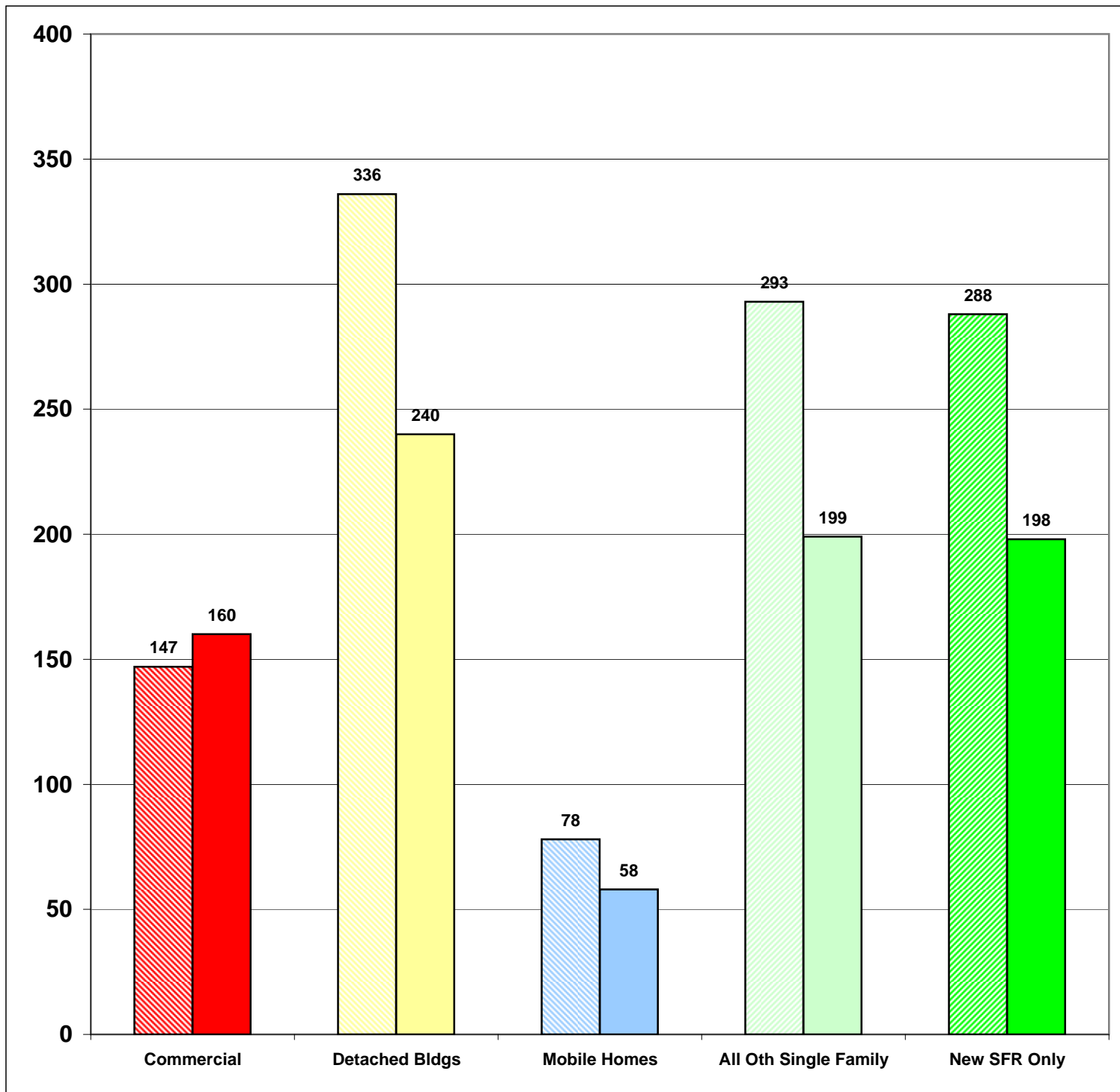
**Comparing
 2008 to 2009**

**2008 1142
 2009 855**

**-25%
 Total Increase**

Stripe = 08 Solid = 09

Year to Date Report
 December-09





YEAR TO DATE

**BLDG PERMITS
APPLIED FOR**

JAN - DEC

**Comparing
2008 to 2009**

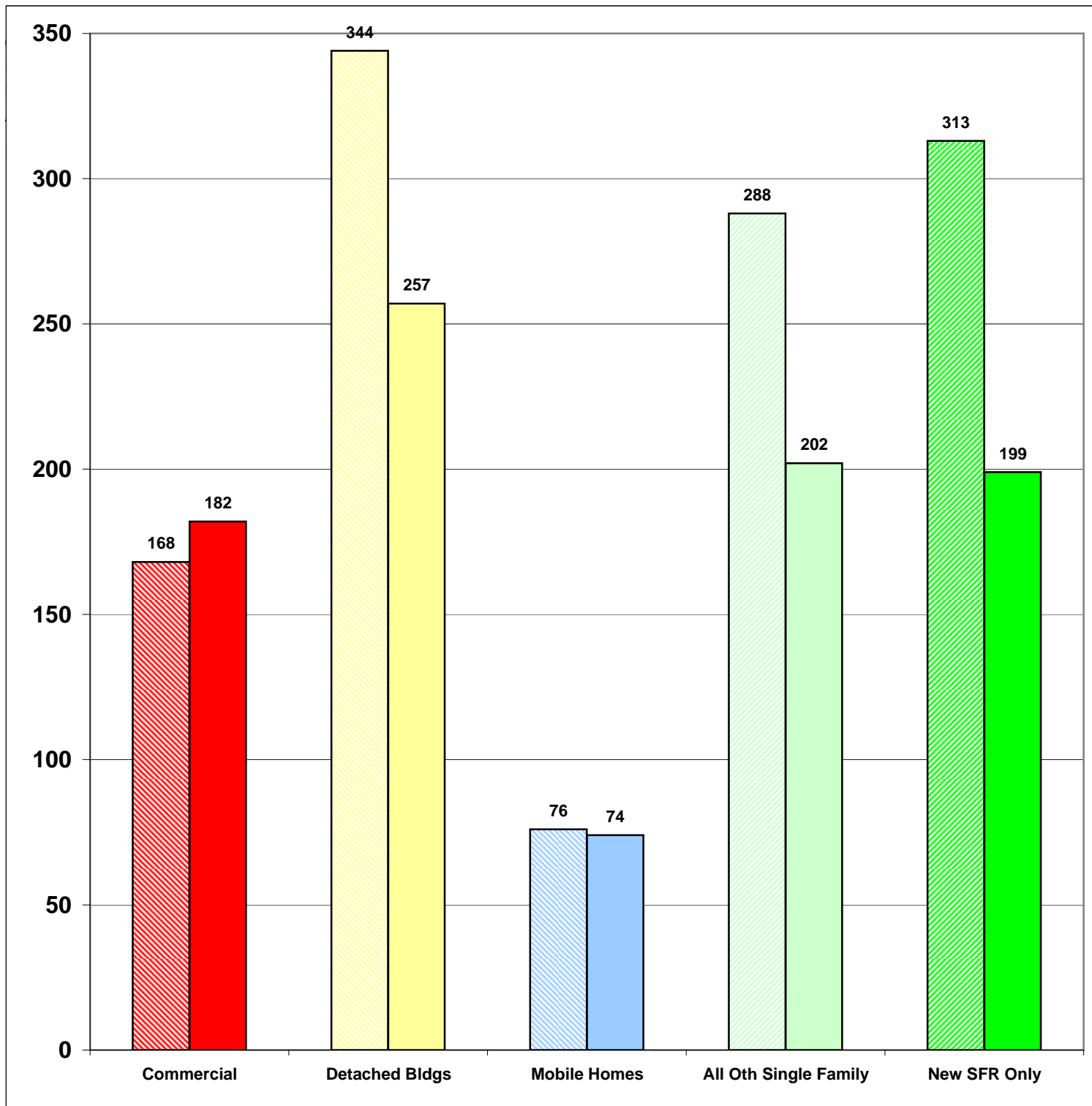
**2008 1189
2009 914**

-23%

Total Increase

Stripe = 08 Solid = 09

**Year to Date Report
December-09**



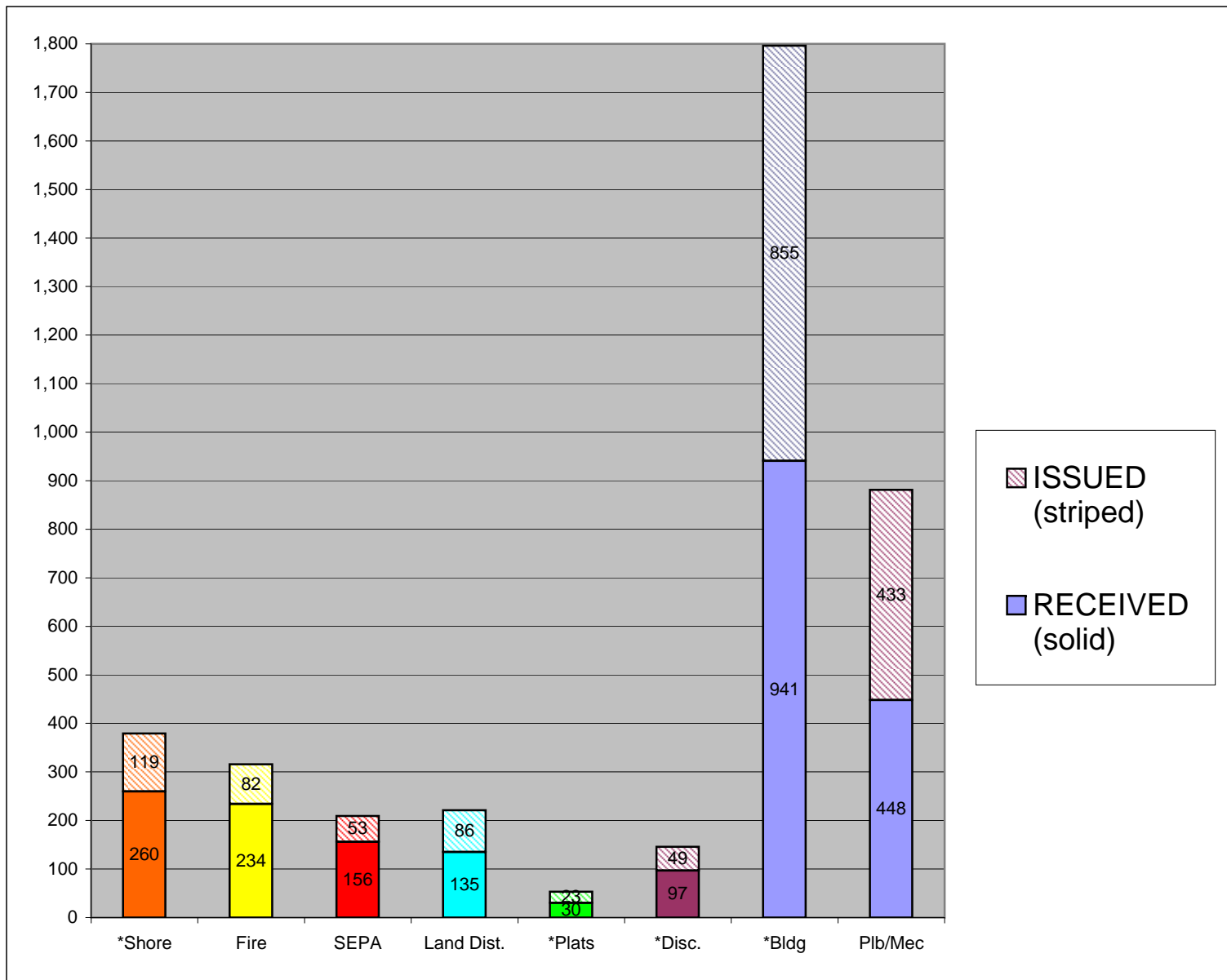


YEAR TO DATE

CASES

**RECEIVED
and
ISSUED**

JAN - DEC



Stripe = Issued
Solid = Received

- *Shore = SHC, SHR, SHV, SHX
- *Plats = LSS, SSS, BSP, PUD, MDP
- *Disc = ADM, APL, CUP, NON, VAR
- *Bldg = COM, DET, MOB, SFR