

Permit Activity, December 11

WHATCOM COUNTY PLANNING & DEVELOPMENT 2011 December



CURRENT MONTH		
SINGLE FAMILY RESIDENCES	ISSUED	VALUATION
NEW - RESIDENTIAL	8	1,881,344
NEW - DUPLEX		
ADDITION/REMODEL	5	168,454
CONVERT TO LIVING	1	-
DEMOLITION (SINGLE FAMILY)	1	500
MOVE TO SITE		
REPLACE/REPAIR	1	-
RE-ROOF / SIDE ONLY		
TOTAL	16	\$2,050,298.00

MOBILE HOMES	ISSUED	VALUATION
NEW - MOBILE HOME	2	31,610
ADDITION TO MOB		
CONVERT TO STORAGE		
REPLACEMENT	1	8,000
TEMP MOBILE		
TOTAL	3	\$39,610.00

DETACHED BUILDINGS	ISSUED	VALUATION
NEW - AG BARN / STORAGE	6	137,900
NEW - GARAGE	3	112,380
NEW - OTHER TYPE BLDGS		
NEW - OTHER TYPE STRUCTURES		
NEW - STORAGE		
ADDITION / REMODEL		
CONVERT TO OTHER	1	-
DEMOLITION (DETACHED)		
MOVE TO SITE		
REPLACE / REPAIR	1	1,400
RE-ROOF ONLY		
TOTAL	11	\$251,680.00

COMMERCIAL	ISSUED	VALUATION
NEW - 3 - 4 UNIT APARTMENTS		
NEW - 5 + UNIT APARTMENTS		
NEW - AIRPORT FACILITIES		
NEW - AMUSEMENT, SOCIAL, REC		
NEW - CHURCHES & OTH RELIGIOUS		
NEW - FIRE STATIONS / MEDIC ONE		
NEW - HOSPITALS / INSTITUTIONAL		
NEW - HOTEL / MOTEL / TOUR. CAB		
NEW - INDUSTRIAL	1	104,225
NEW - MIXED USE		
NEW - OFFICE, BANKS, PROF		
NEW - OTHER PORTABLES		
NEW - OTHER TYPE BLDGS	2	22,412
NEW - OTHER TYPE STRUCTURES	1	6,500
NEW - PORTABLE CLASSROOM		
NEW - PUBLIC WORKS & UTILITY		
NEW - SCHOOLS & OTHER ED		
NEW - STORAGE BLDGS		
NEW - STORES & CUSTOMER SERV		
NEW - WAREHOUSE		
ADDITION / REMODEL	4	70,837
CHANGE OF USE / TEN IMPROV / OCC	4	306,500
CONVERT		
DEMOLITION (COMMERCIAL)		
MOVE TO SITE		
REPLACE / REPAIR	2	61,576
RE-ROOF ONLY		
TOTAL	14	\$572,050.00

MONTHLY TOTAL	
ISSUED	VALUATION
44	\$2,913,638.00

YEAR TO DATE	
ISSUED	VALUATION
131	29,797,740
122	6,729,077
5	47,268
22	197,670
2	92,995
15	209,786
4	18,307
301	\$37,092,842.71

MOB	ISSUED	VALUATION
	42	1,245,697
	29	844,144
	71	\$2,089,841.00

DET	ISSUED	VALUATION
	56	4,822,400
	69	1,775,890
	14	670,662
	22	540,702
	14	461,742
	20	519,796
	4	24,251
	9	27,925
	13	395,984
	221	\$9,239,352.00

COM	ISSUED	VALUATION
	1	569,360
	1	30,000
	9	1,140,896
	2	2,321,312
	3	3,627,735
	3	134,500
	7	58,332,789
	35	4,671,172
	1	4,000
	2	11,455,395
	8	711,490
	1	20,812
	30	9,135,500
	28	1,069,960
	1	294,385
	3	113,264
	10	364,186
	1	10,625
	146	\$94,007,380.88

YEARLY TOTAL	
ISSUED	VALUATION
739	\$142,429,416.59



YEAR TO DATE

**BLDG PERMITS
 VALUATION**

in thousands

JAN - DEC

**Comparing
 2010 to 2011**

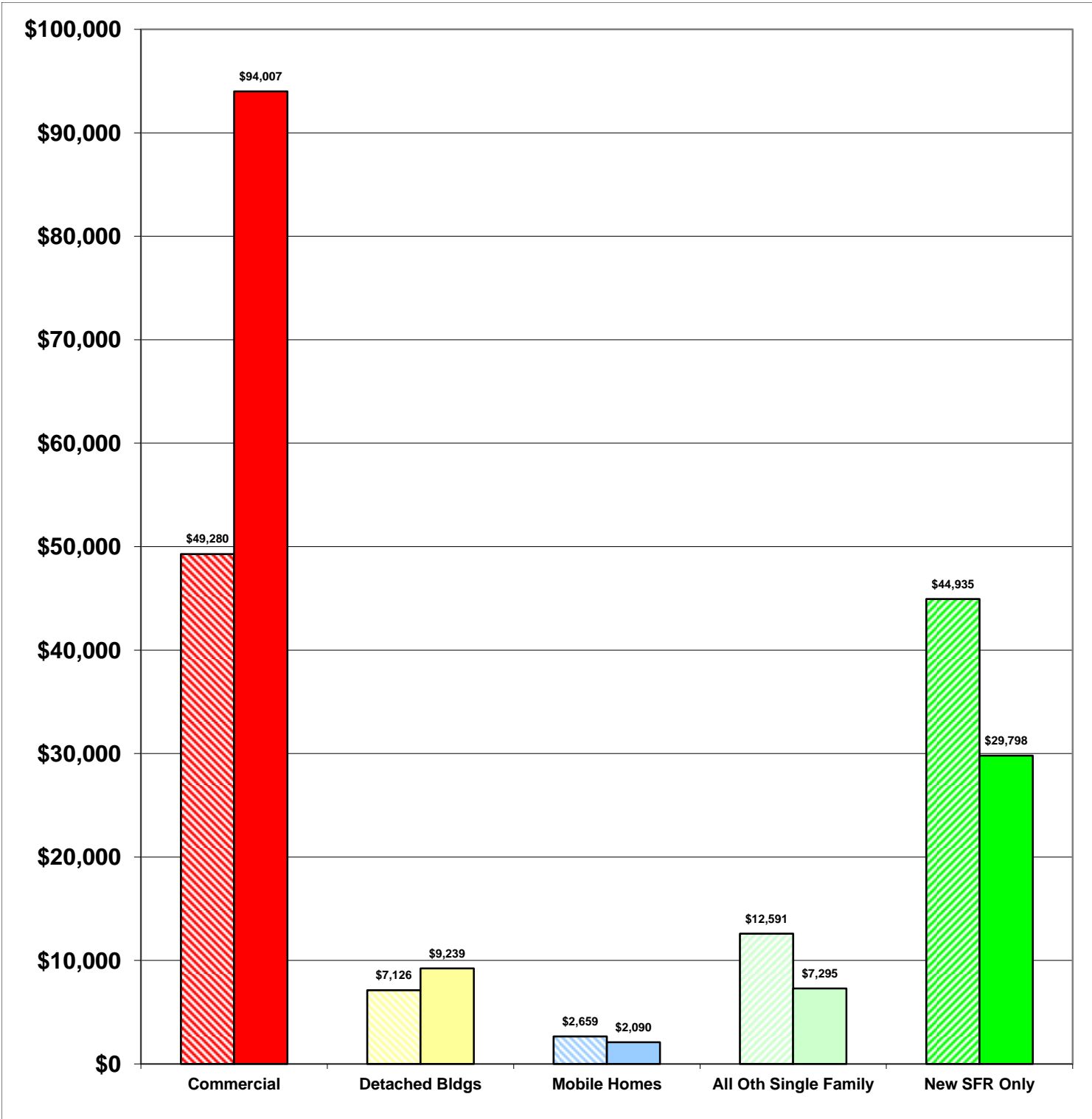
**2010 \$116,591
 2011 \$142,429**

22%

Total Increase

Stripe = 2010 Solid = 2011

Year to Date Valuation Report
 December-11





BLDG PERMITS ISSUED

DEC

Comparing
2010 to 2011

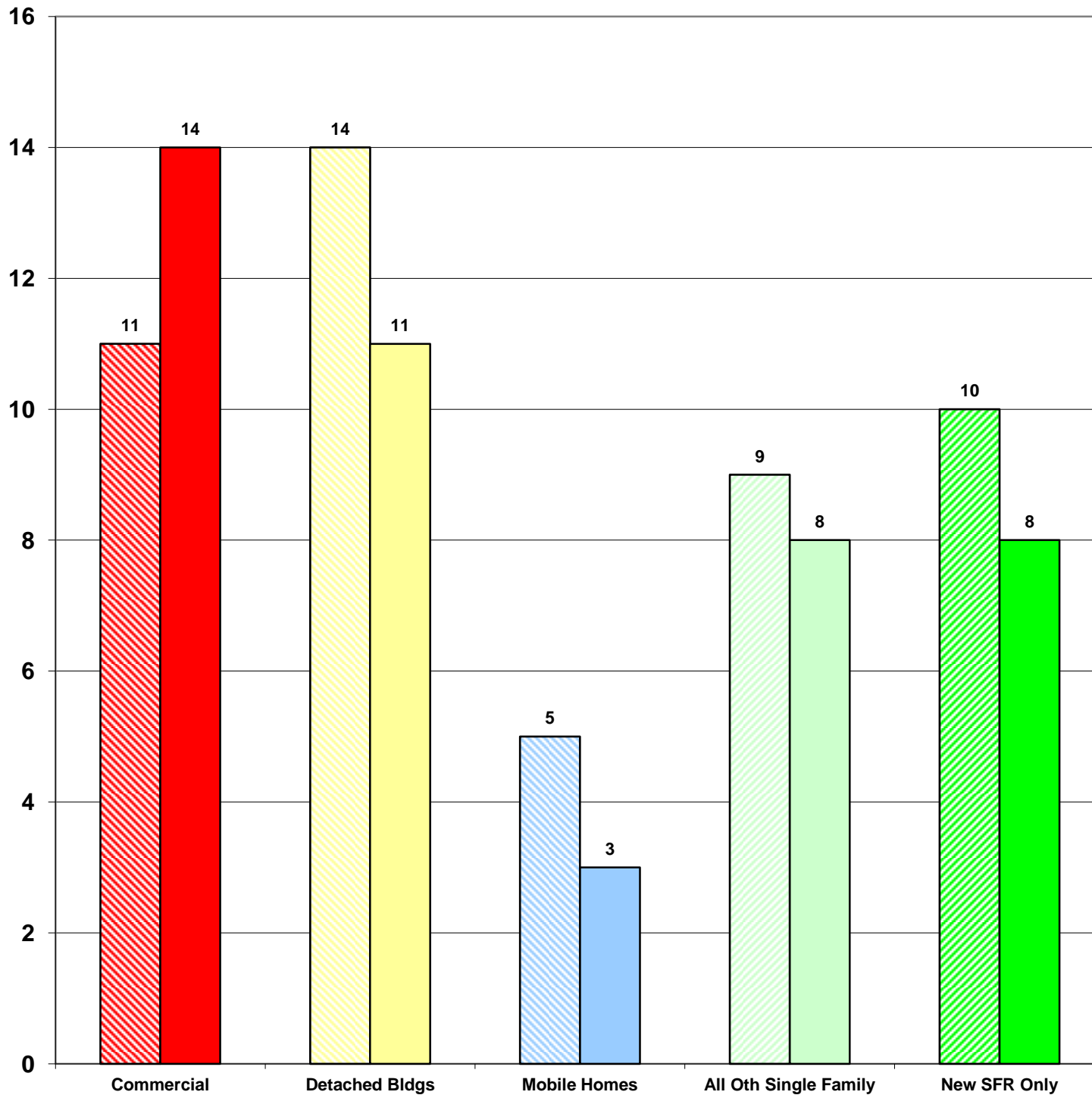
Dec-10 49
Dec-11 44

-10%

Total Increase

Stripe = 2010 Solid = 2011

Monthly Report
December-11



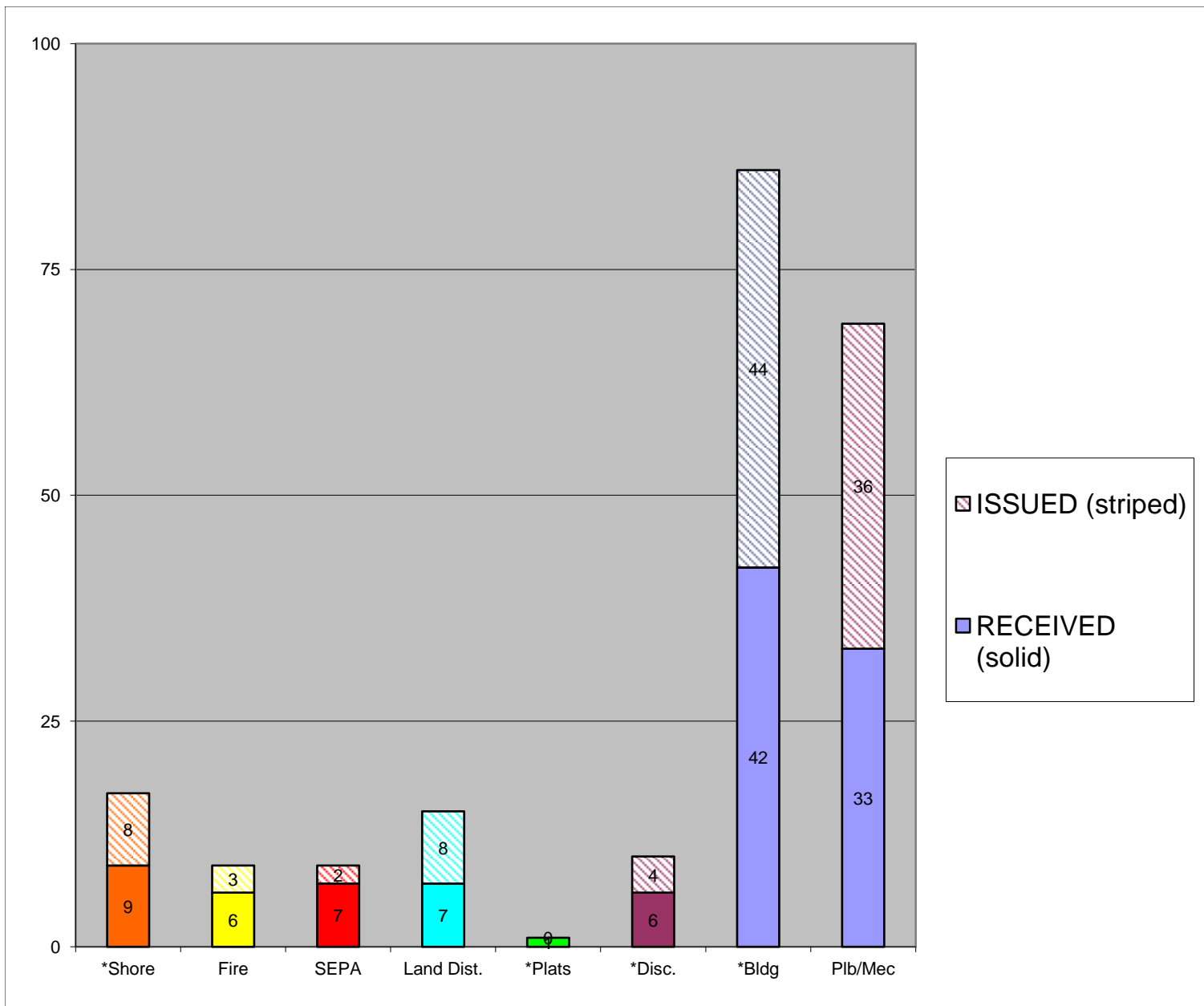


**CASES
 RECEIVED
 and
 ISSUED**

DEC

Stripe = Issued
Solid = Received

Monthly Permit Report
 December-11



*Shore = SHC, SHR, SHV, SHX
 *Plats = LSS, SSS, BSP, PUD, MDP
 *Disc = ADM, APL, CUP, NON, VAR
 *Bldg = COM, DET, MOB, SFR



YEAR TO DATE

**BLDG PERMITS
ISSUED**

JAN - DEC

**Comparing
2010 to 2011**

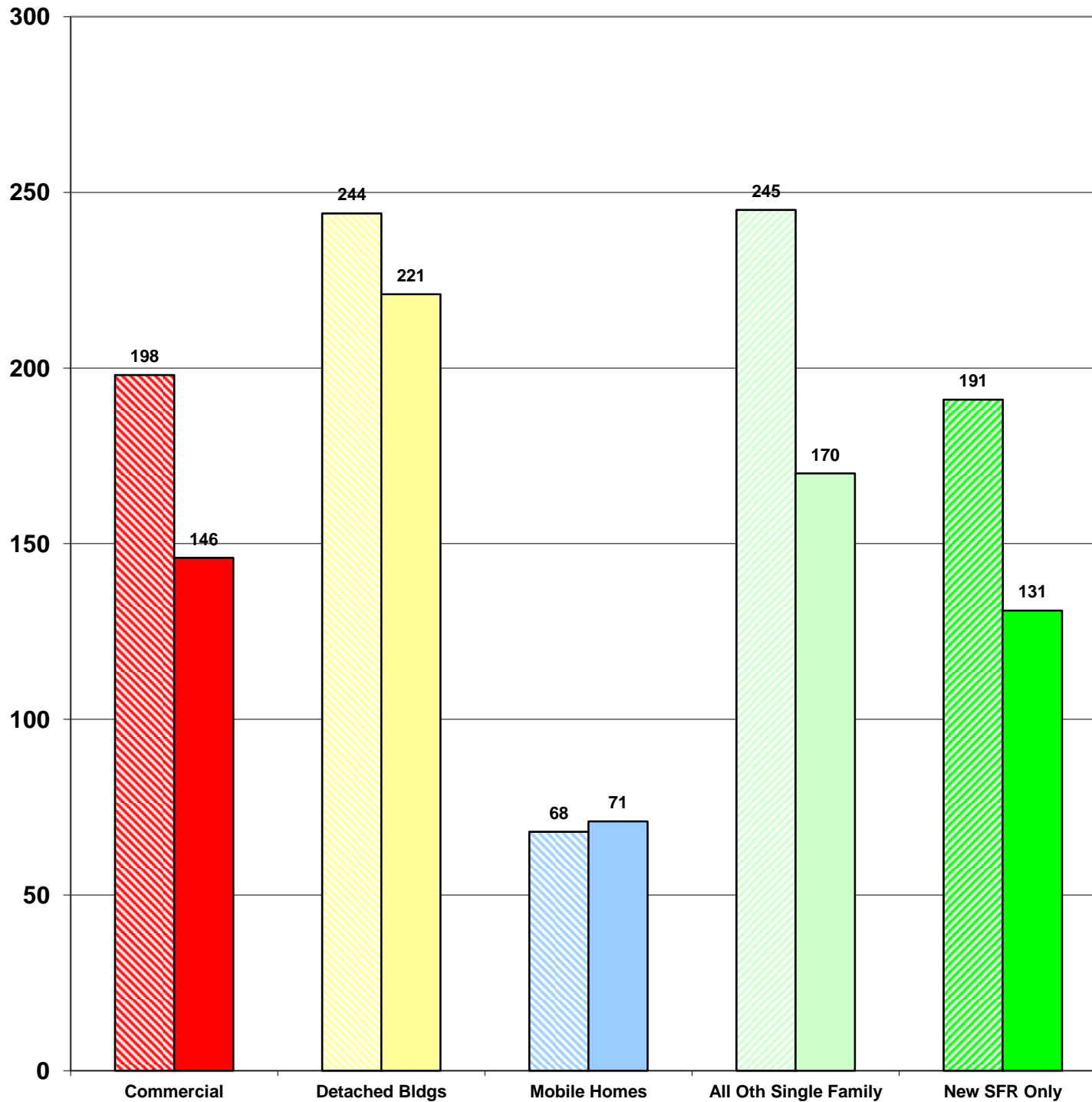
2010	946
2011	739

-22%

Total Increase

Stripe = 10 Solid = 11

Year to Date Report
December-11





YEAR TO DATE

**BLDG PERMITS
APPLIED FOR**

JAN - DEC

**Comparing
2010 to 2011**

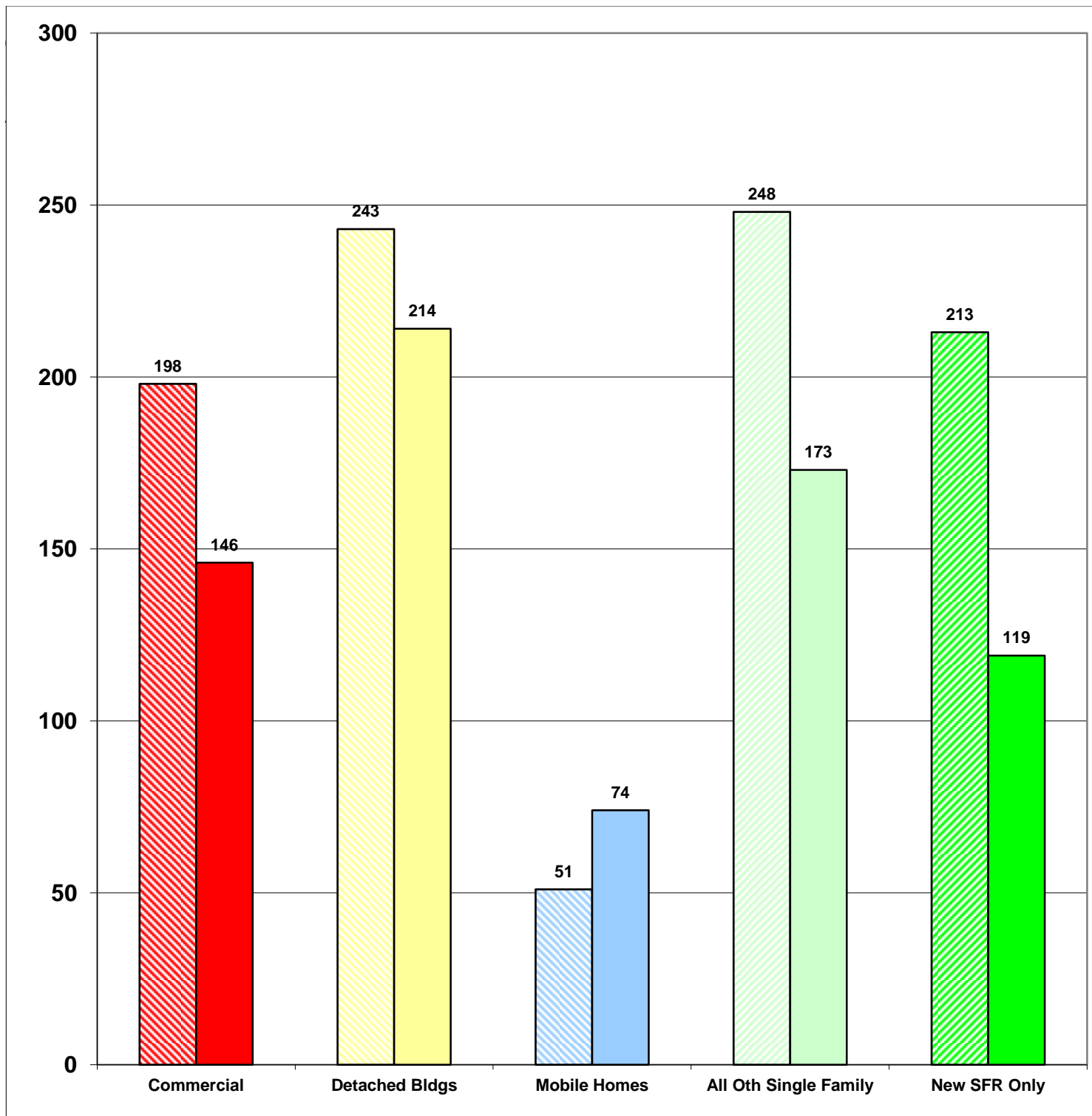
2010	953
2011	726

-24%

Total Increase

Stripe = 2010 Solid = 2011

Year to Date Report
December-11





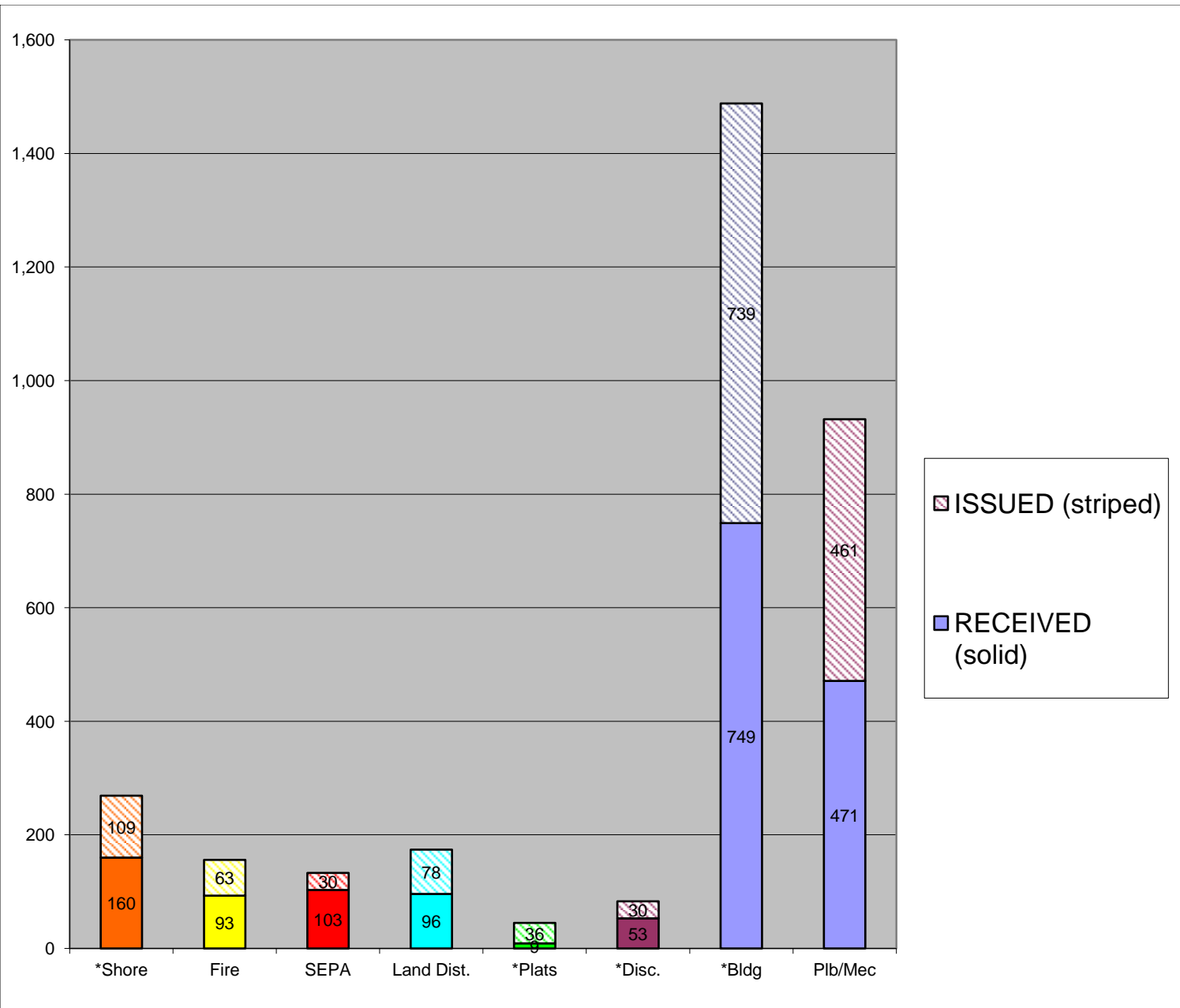
YEAR TO DATE

**CASES
RECEIVED
and
ISSUED**

JAN - DEC

Stripe = Issued
Solid = Received

Year to Date Report
December-11



- *Shore = SHC, SHR, SHV, SHX
- *Plats = LSS, SSS, BSP, PUD, MDP
- *Disc = ADM, APL, CUP, NON, VAR
- *Bldg = COM, DET, MOB, SFR