

Permit Activity, November 13

WHATCOM COUNTY PLANNING & DEVELOPMENT 2013 December



CURRENT MONTH		
SINGLE FAMILY RESIDENCES	ISSUED	VALUATION
NEW - RESIDENTIAL	15	3,704,217
NEW - DUPLEX		
ADDITION/REMODEL	3	252,980
CONVERT TO LIVING	1	3,900
DEMOLITION (SINGLE FAMILY)	1	5,000
MOVE TO SITE		
REPLACE/REPAIR	2	20,915
RE-ROOF / SIDE ONLY		
TOTAL	22	\$3,987,012.00

MOBILE HOMES	ISSUED	VALUATION
NEW - MOBILE HOME	2	50,030
ADDITION TO MOB		
CONVERT TO STORAGE		
REPLACEMENT	2	46,735
TEMP MOBILE		
TOTAL	4	\$96,765.00

DETACHED BUILDINGS	ISSUED	VALUATION
NEW - AG BARN / STORAGE	3	105,840
NEW - GARAGE	3	56,334
NEW - OTHER TYPE BLDGS	1	102,400
NEW - OTHER TYPE STRUCTURES	4	117,528
NEW - STORAGE	3	46,000
ADDITION / REMODEL		
CONVERT TO OTHER		
DEMOLITION (DETACHED)		
MOVE TO SITE		
REPLACE / REPAIR		
RE-ROOF ONLY		
TOTAL	14	\$428,102.00

COMMERCIAL	ISSUED	VALUATION
NEW - 3 - 4 UNIT APARTMENTS		
NEW - 5 + UNIT APARTMENTS		
NEW - AIRPORT FACILITIES		
NEW - AMUSEMENT, SOCIAL, REC		
NEW - CHURCHES & OTH RELIGIOUS		
NEW - FIRE STATIONS / MEDIC ONE		
NEW - HOSPITALS / INSTITUTIONAL		
NEW - HOTEL / MOTEL / TOUR. CAB		
NEW - INDUSTRIAL		
NEW - MIXED USE		
NEW - OFFICE, BANKS, PROF		
NEW - OTHER PORTABLES		
NEW - OTHER TYPE BLDGS	1	40,000
NEW - OTHER TYPE STRUCTURES	3	356,100
NEW - PORTABLE CLASSROOM		
NEW - PUBLIC WORKS & UTILITY		
NEW - SCHOOLS & OTHER ED		
NEW - STORAGE BLDGS	1	136,104
NEW - STORES & CUSTOMER SERV		
NEW - WAREHOUSE		
ADDITION / REMODEL	2	184,600
CHANGE OF USE / TEN IMPROV / OCC	3	103,000
CONVERT		
DEMOLITION (COMMERCIAL)		
MOVE TO SITE		
REPLACE / REPAIR		
RE-ROOF ONLY		
TOTAL	10	\$819,804.00

MONTHLY TOTAL	
ISSUED	VALUATION
50	\$5,331,683.00

YEAR TO DATE	
ISSUED	VALUATION
235	59,930,241
125	7,239,960
4	236,546
26	199,450
2	78,820
19	1,606,603
3	8,750
414	\$69,300,369.95

MOB	ISSUED	VALUATION
	31	902,586
	16	582,647
	47	\$1,485,233.00

DET	ISSUED	VALUATION
	32	2,495,106
	51	1,823,829
	11	689,168
	18	351,245
	44	1,305,073
	20	333,184
	1	-
	11	22,600
	5	105,085
	193	\$7,125,290.00

COM	ISSUED	VALUATION
	2	639,150
	1	744,820
	1	2,609,903
	1	142,000
	8	7,291,261
	1	285,305
	1	139,297
	2	25,600
	9	541,427
	52	4,150,247
	2	446,150
	7	1,533,546
	1	3,000
	2	1,227,191
	59	4,508,947
	33	773,065
	1	12,960
	4	47,500
	17	4,948,600
	204	\$30,069,968.77

YEARLY TOTAL	
ISSUED	VALUATION
858	\$107,980,861.72



YEAR TO DATE

**BLDG PERMITS
 VALUATION**

in thousands

December

Comparing
 2012 to 2013

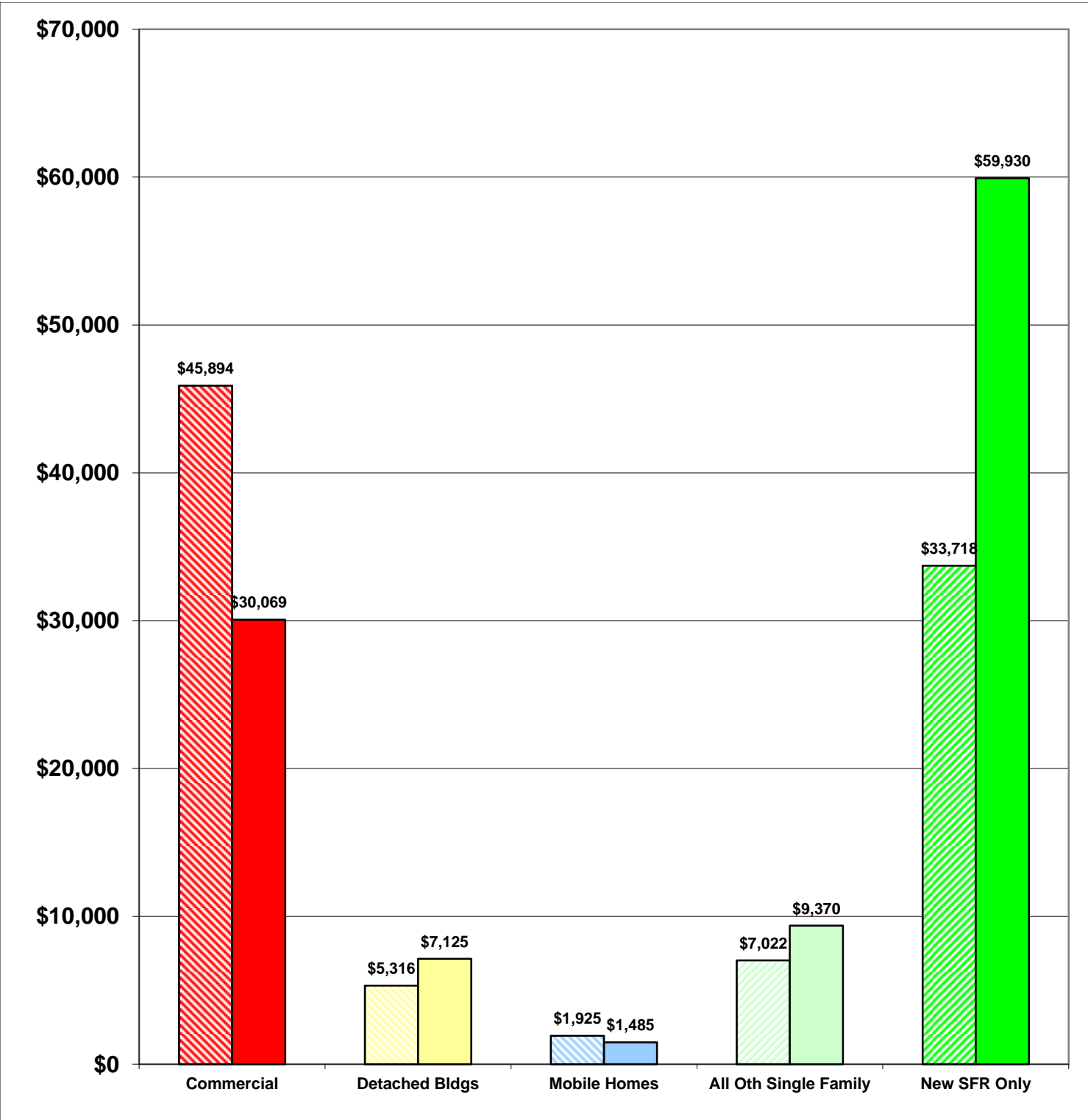
2012 \$93,875
2013 \$107,979

15%

Total Increase

Stripe = 2012 Solid = 2013

Year to Date Valuation Report
 December-13





BLDG PERMITS ISSUED

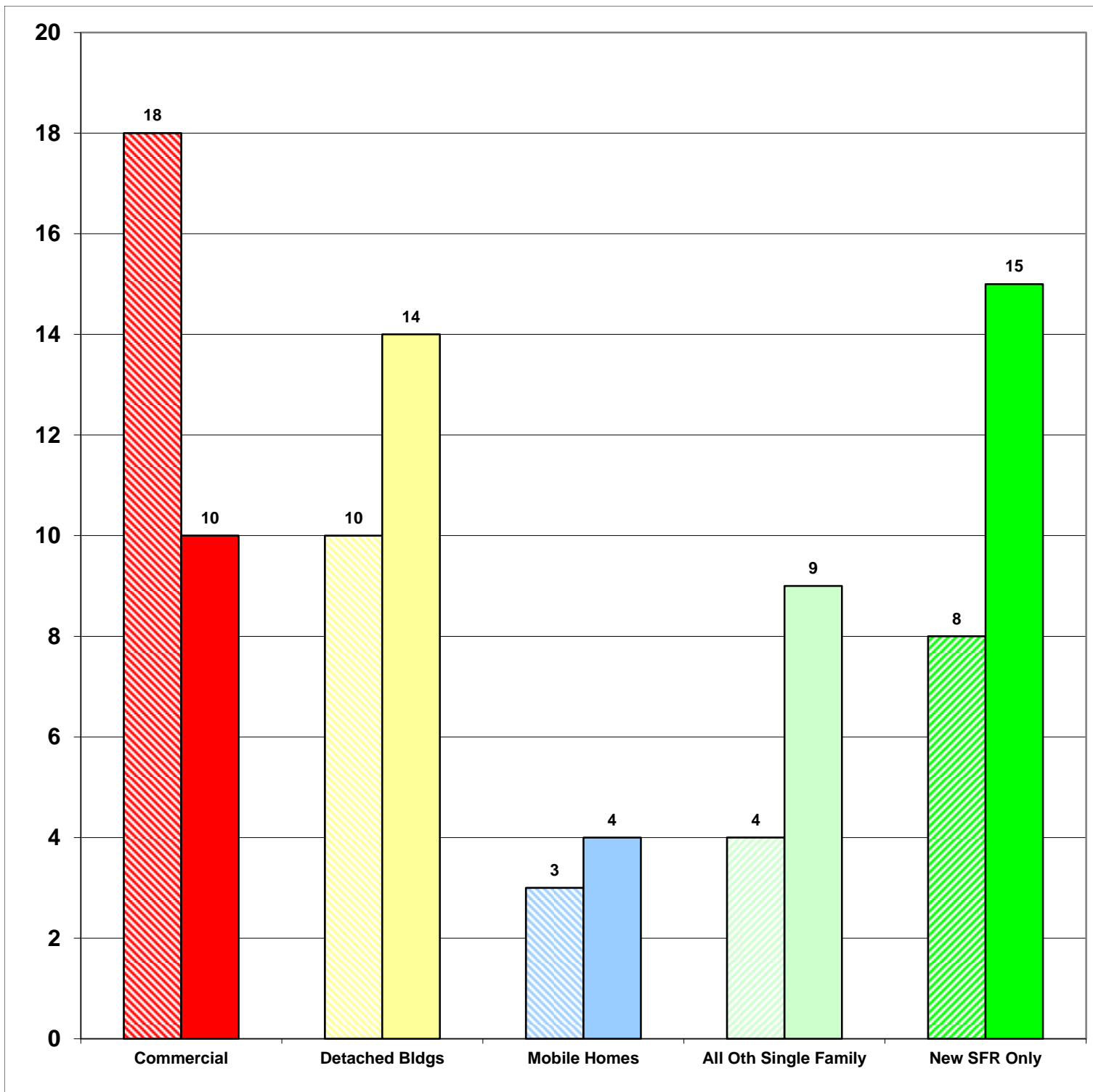
December

Comparing
2012 to 2013

Dec-12 43
Dec-13 52

21%
Total Increase

Stripe = 2012 Solid = 2013



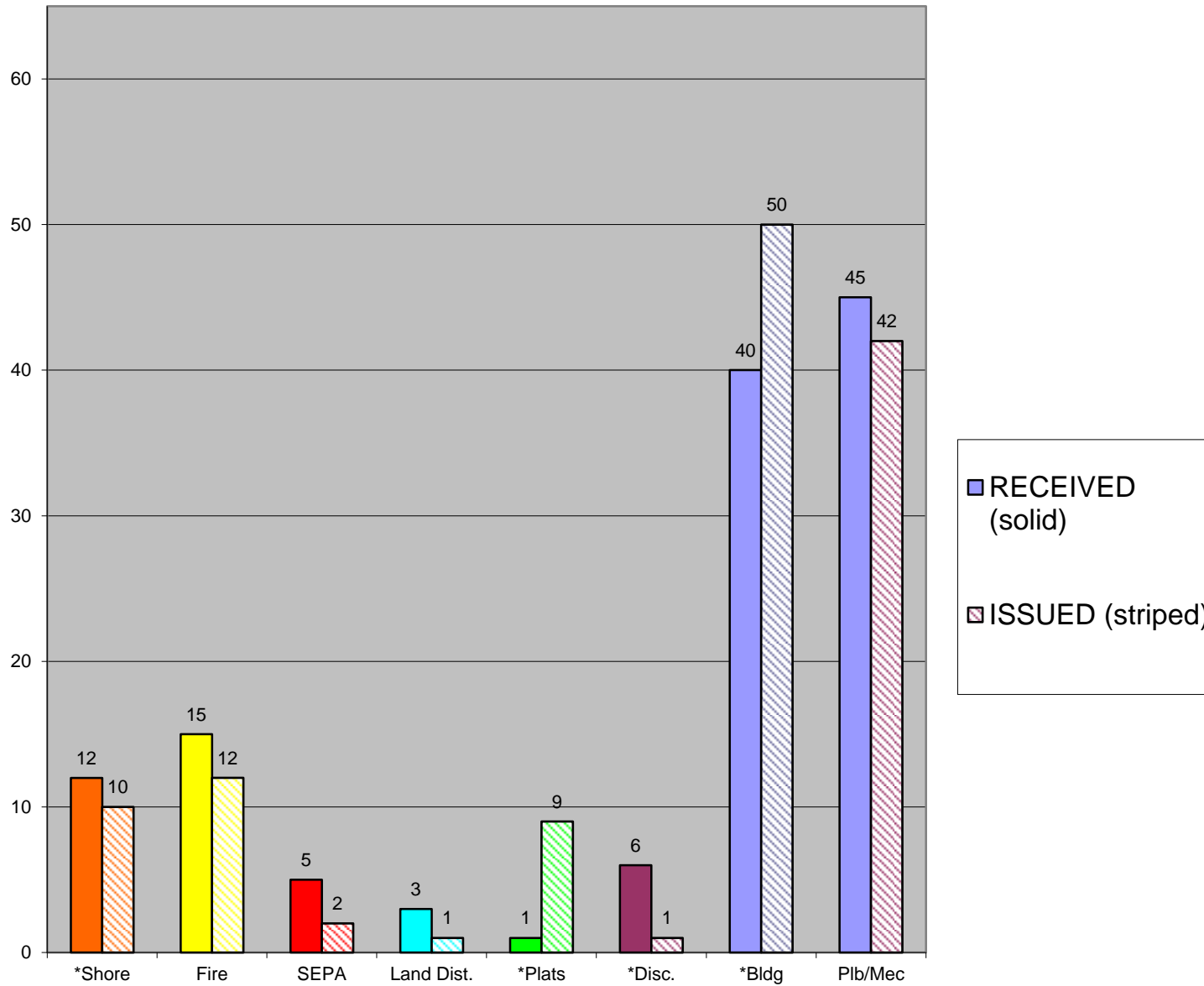


**CASES
 RECEIVED
 and
 ISSUED**

December

Stripe = Issued
 Solid = Received

Monthly Permit Report
 December-13



*Shore = SHC, SHR, SHV, SHX
 *Plats = LSS, SSS, BSP, PUD, MDP
 *Disc = ADM, APL, CUP, NON, VAR
 *Bldg = COM, DET, MOB, SFR



YEAR TO DATE

**BLDG PERMITS
ISSUED**

JAN - DEC

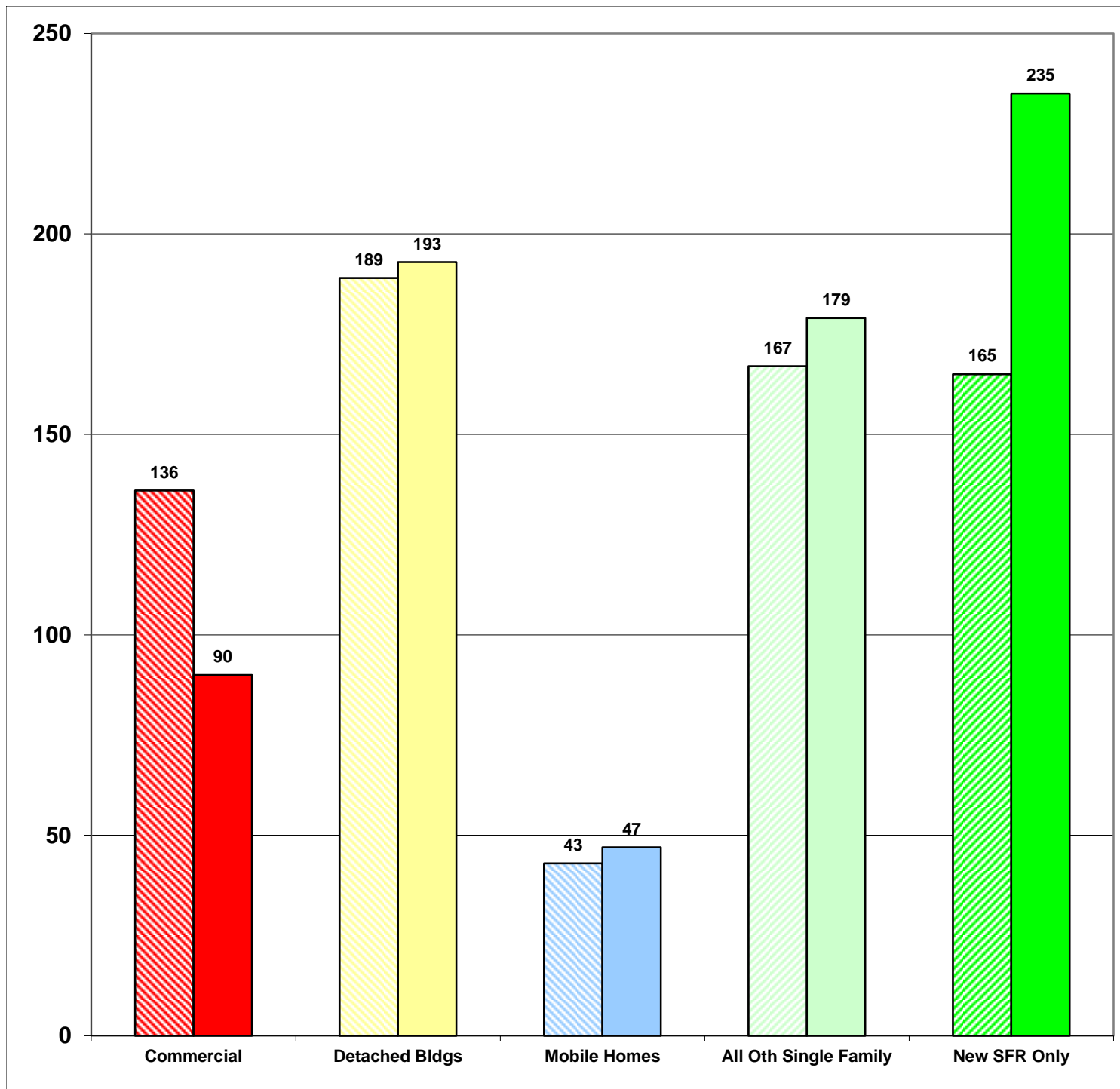
**Comparing
2012 to 2013**

**2012 700
2013 744**

**6%
Total Increase**

Stripe = 2012 Solid = 2013

Year to Date Report
December-13





YEAR TO DATE

**BLDG PERMITS
APPLIED FOR**

JAN - DEC

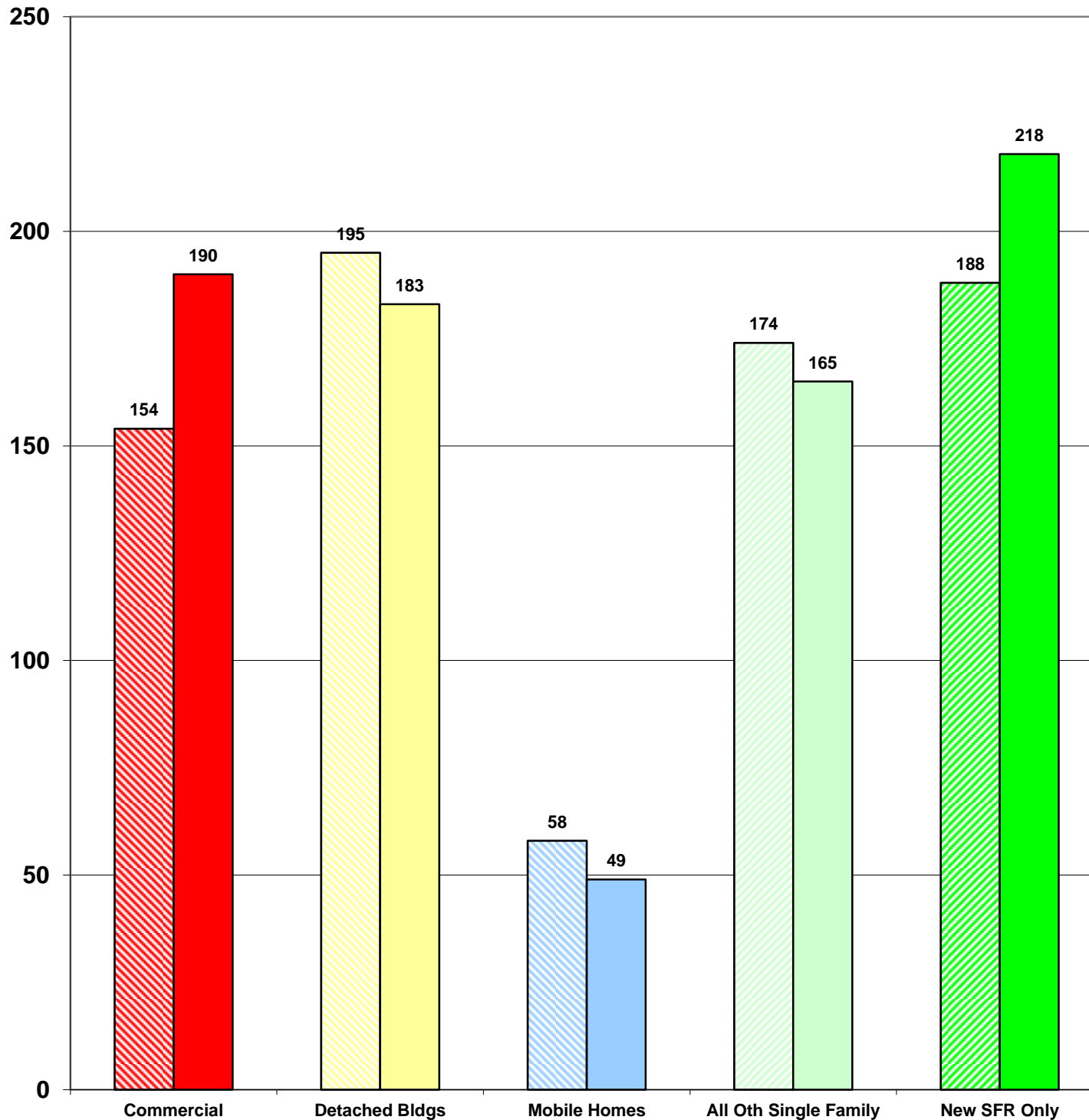
**Comparing
2012 to 2013**

**2012 769
2013 805**

**5%
Total Increase**

Stripe = 2012 Solid = 2013

**Year to Date Report
December-13**



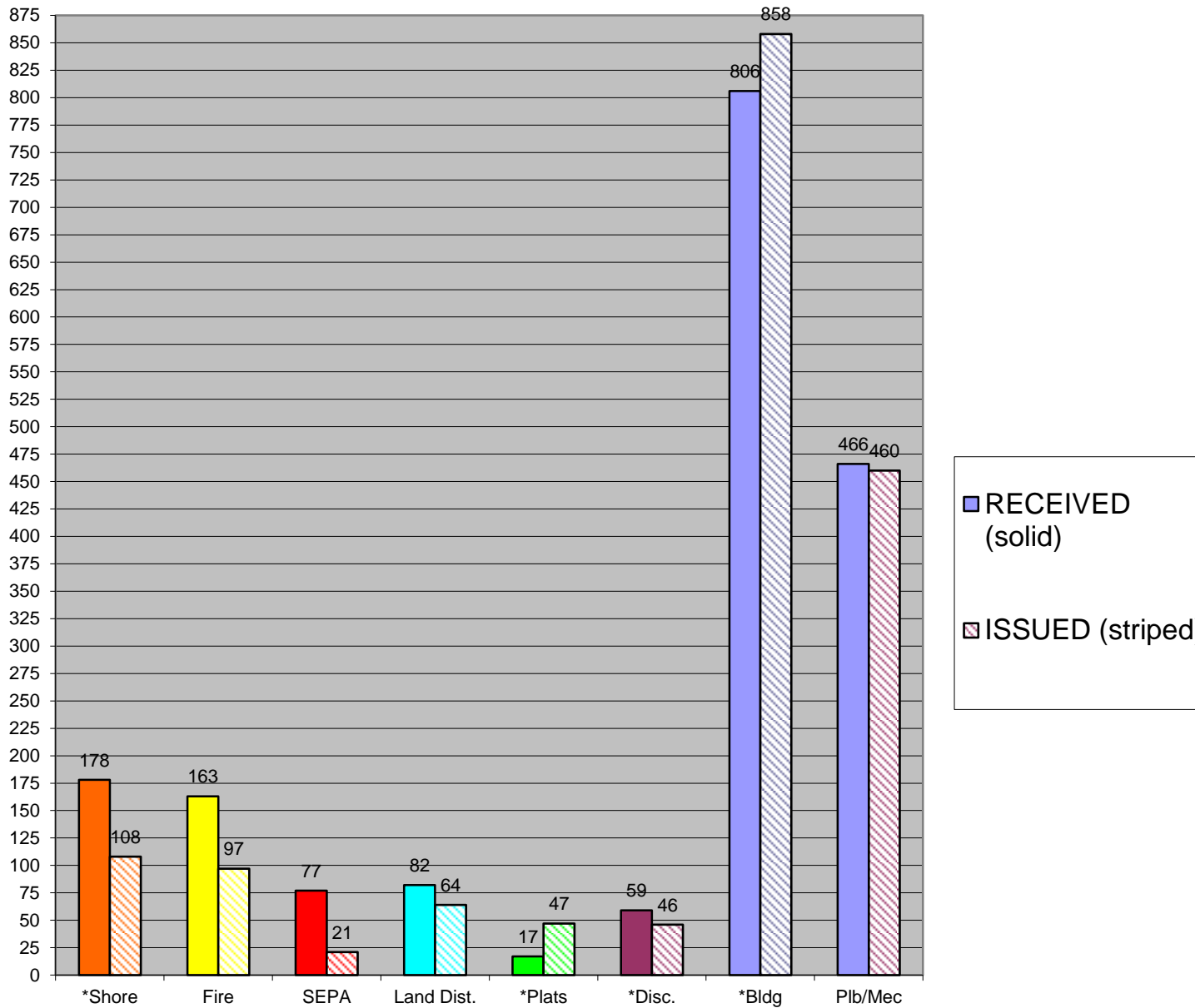


YEAR TO DATE

CASES

**RECEIVED
 and
 ISSUED**

JAN - DEC



Stripe = Issued
 Solid = Received

Year to Date Report
 December-13

- *Shore = SHC, SHR, SHV, SHX
- *Plats = LSS, SSS, BSP, PUD, MDP
- *Disc = ADM, APL, CUP, NON, VAR
- *Bldg = COM, DET, MOB, SFR