

Permit Activity, Feb 08

WHATCOM COUNTY PLANNING & DEVELOPMENT 2008 FEBRUARY



CURRENT MONTH		
SINGLE FAMILY RESIDENCES	ISSUED	VALUATION
NEW - RESIDENTIAL	22	4,349,041
NEW - DUPLEX	0	-
ADDITION/REMODEL	6	203,678
CONVERT TO LIVING	0	-
DEMOLITION (SINGLE FAMILY)	1	20,000
MOVE TO SITE	0	-
REPLACE/REPAIR	5	88,192
RE-ROOF / SIDE ONLY	1	22,000
TOTAL	35	\$4,682,911.00

SFR

YEAR TO DATE	
ISSUED	VALUATION
31	6,194,560
-	-
22	719,799
-	-
2	26,510
-	-
8	205,822
1	22,000
64	\$7,168,691.00

MOBILE HOMES	ISSUED	VALUATION
NEW - MOBILE HOME	6	198,717
ADDITION TO MOB		
CONVERT TO STORAGE		
REPLACEMENT	5	172,413
TEMP MOBILE		
TOTAL	11	\$371,130.00

MOB

ISSUED	VALUATION
9	290,545
7	226,263
16	\$516,808.00

DETACHED BUILDINGS	ISSUED	VALUATION
NEW - AG BARN / STORAGE	4	116,100
NEW - GARAGE	8	198,750
NEW - OTHER TYPE BLDG	0	-
NEW - OTHER TYPE STRUCTURES	2	8,120
NEW - STORAGE	1	21,060
ADDITION / REMODEL	1	56,160
CONVERT TO OTHER		
DEMOLITION (DETACHED)		
MOVE TO SITE		
REPLACE / REPAIR	2	17,240
RE-ROOF ONLY		
TOTAL	18	\$417,430.00

DET

ISSUED	VALUATION
9	284,190
17	378,513
2	24,057
2	8,120
3	60,060
2	69,360
1	5,000
2	17,240
38	\$846,540.00

COMMERCIAL	ISSUED	VALUATION
NEW - 3 - 4 UNIT APARTMENTS		
NEW - 5 + UNIT APARTMENTS		
NEW - AIRPORT FACILITIES		
NEW - AMUSEMENT, SOCIAL REC		
NEW - CHURCHES & OTH RELIGIOUS	1	15,000
NEW - FIRE STATIONS / MEDIC ONE		
NEW - HOSPITALS / INSTITUTIONAL		
NEW - HOTEL / MOTEL / TOUR. CAB		
NEW - INDUSTRIAL		
NEW - MIXED USE		
NEW - OFFICE, BANKS, PROF		
NEW - OTHER PORTABLES		
NEW - OTHER TYPE BLDGS		
NEW - OTHER TYPE STRUCTURES	7	89,400
NEW - PORTABLE CLASSROOM		
NEW - PUBLIC WORKS & UTILITY		
NEW - SCHOOLS & OTHER ED		
NEW - STORAGE BLDGS		
NEW - STORES & CUSTOMER SERV		
NEW - WAREHOUSE		
ADDITION / REMODEL	1	318,605
CHANGE OF USE / TEN IMPROV / OCC	1	40,000
CONVERT		
DEMOLITION (COMMERCIAL)		
MOVE TO SITE	2	100,000
REPLACE / REPAIR	2	120,500
RE-ROOF ONLY		
TOTAL	14	\$683,505.00

COM

ISSUED	VALUATION
1	832,216
1	15,000
11	1,062,419
1	42,945
1	11,189
2	348,605
2	60,000
2	100,000
2	120,500
23	\$2,592,874.00

MONTHLY TOTAL	
ISSUED	VALUATION
78	\$6,154,976.00

YEARLY TOTAL	
ISSUED	VALUATION
141	\$11,124,913.00



YEAR TO DATE

**BLDG PERMITS
VALUATION**

in thousands

FEBRUARY

Comparing
2007 to 2008

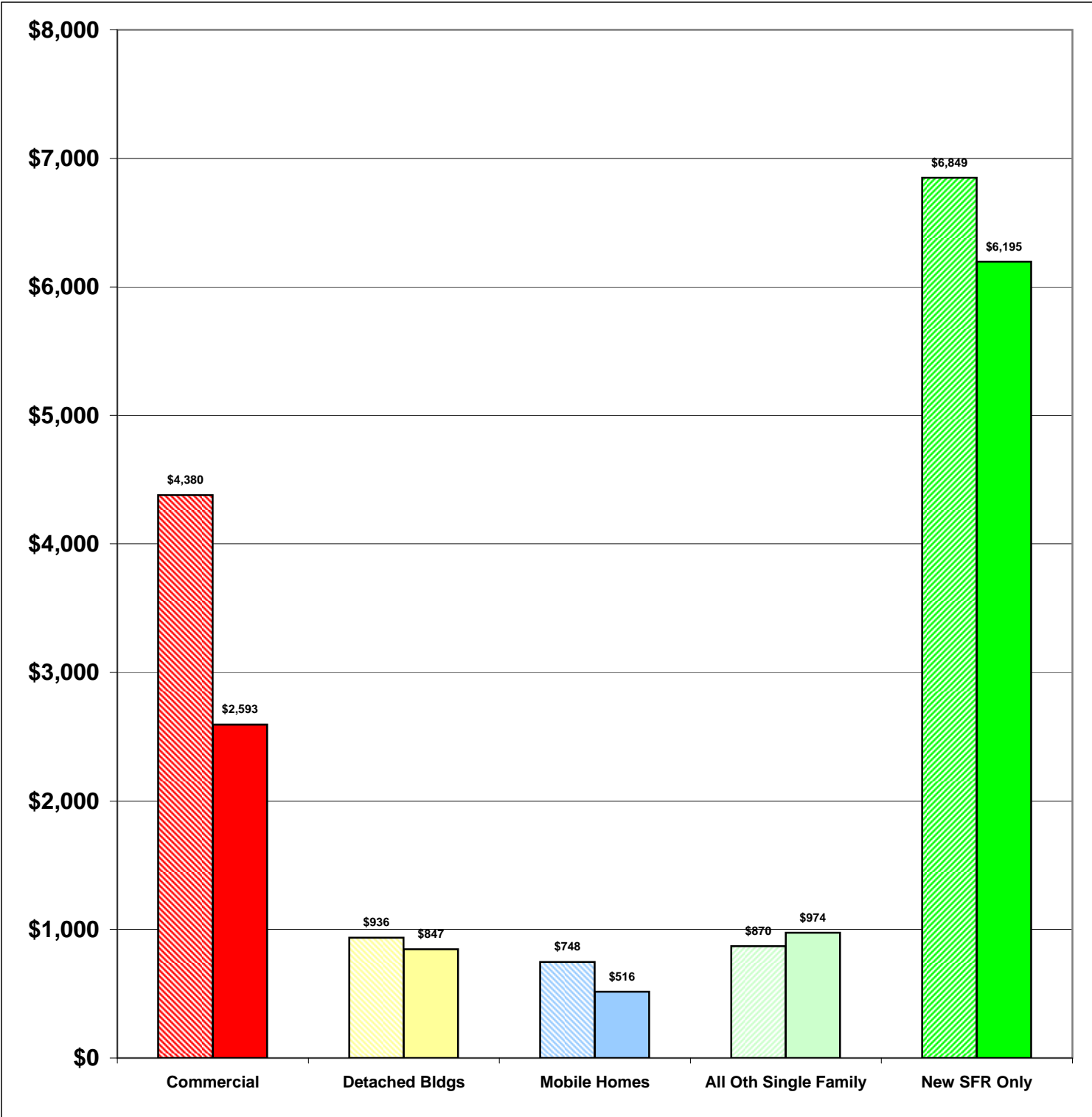
2007 \$13,783
2008 \$11,125

-19%

Total Increase

Stripe = 07 Solid = 08

Year to Date Valuation Report
February-08





BLDG PERMITS ISSUED

FEBRUARY

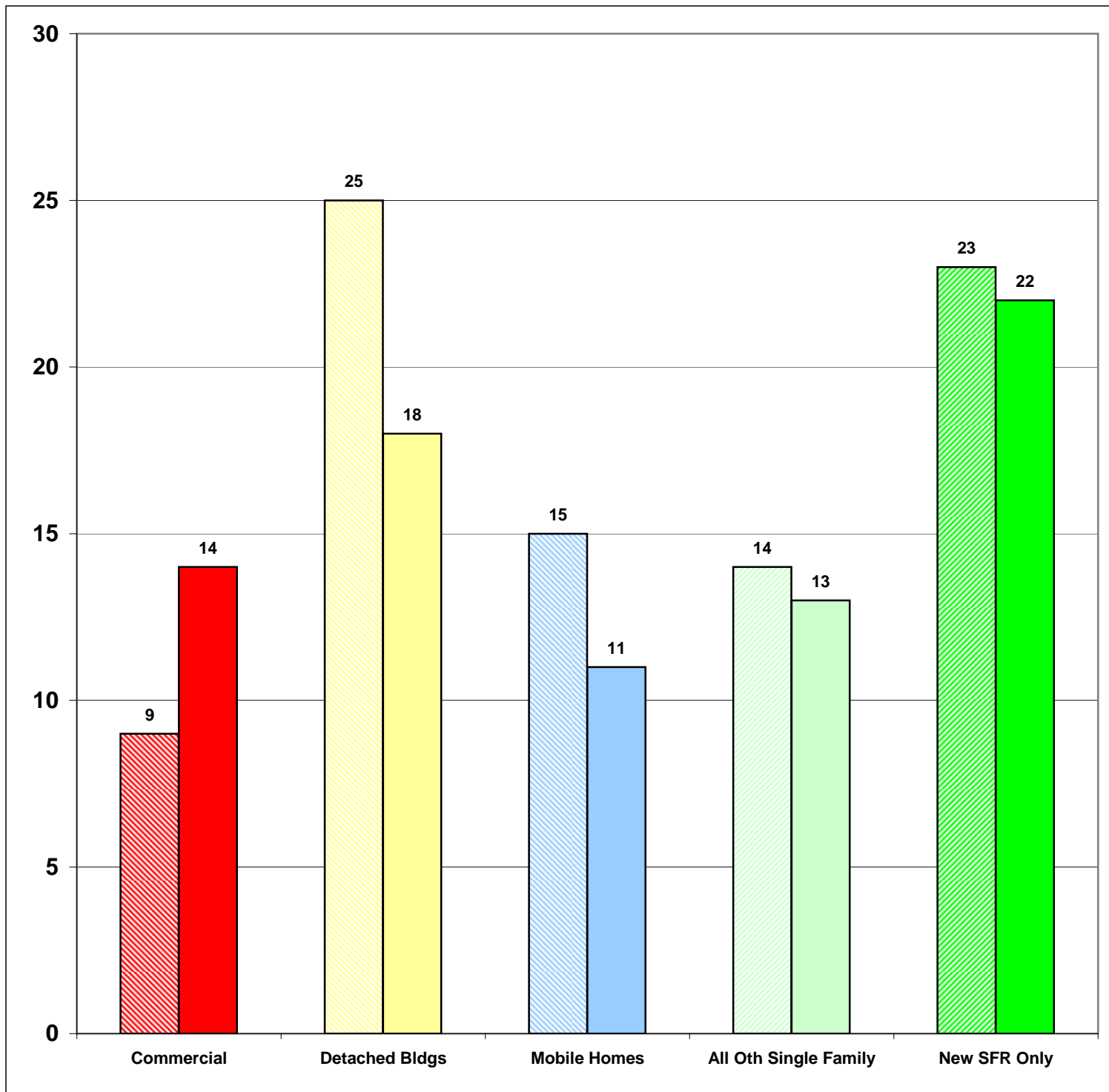
Comparing
2007 to 2008

Feb-07	86
Feb-08	78

-9%

Total Increase

Stripe = 07 Solid = 08



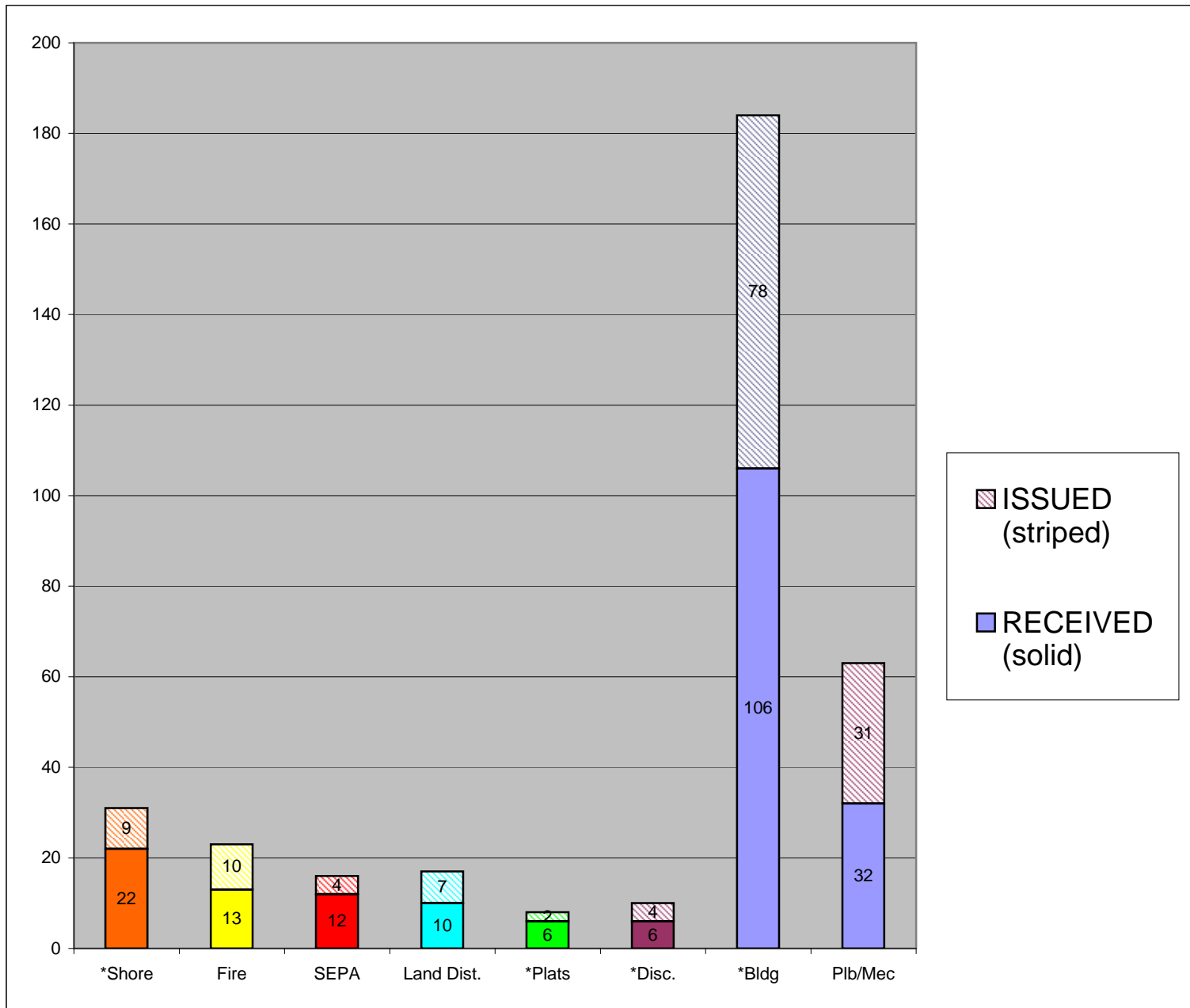


**CASES
RECEIVED
and
ISSUED**

FEBRUARY

Stripe = Issued
Solid = Received

Monthly Permit Report
February-08



*Shore = SHC, SHR, SHV, SHX

*Plats = LSS, SSS, BSP, PUD, MDP

*Disc = ADM, APL, CUP, NON, VAR

*Bldg = COM, DET, MOB, SFR



YEAR TO DATE

**BLDG PERMITS
ISSUED**

JAN - FEB

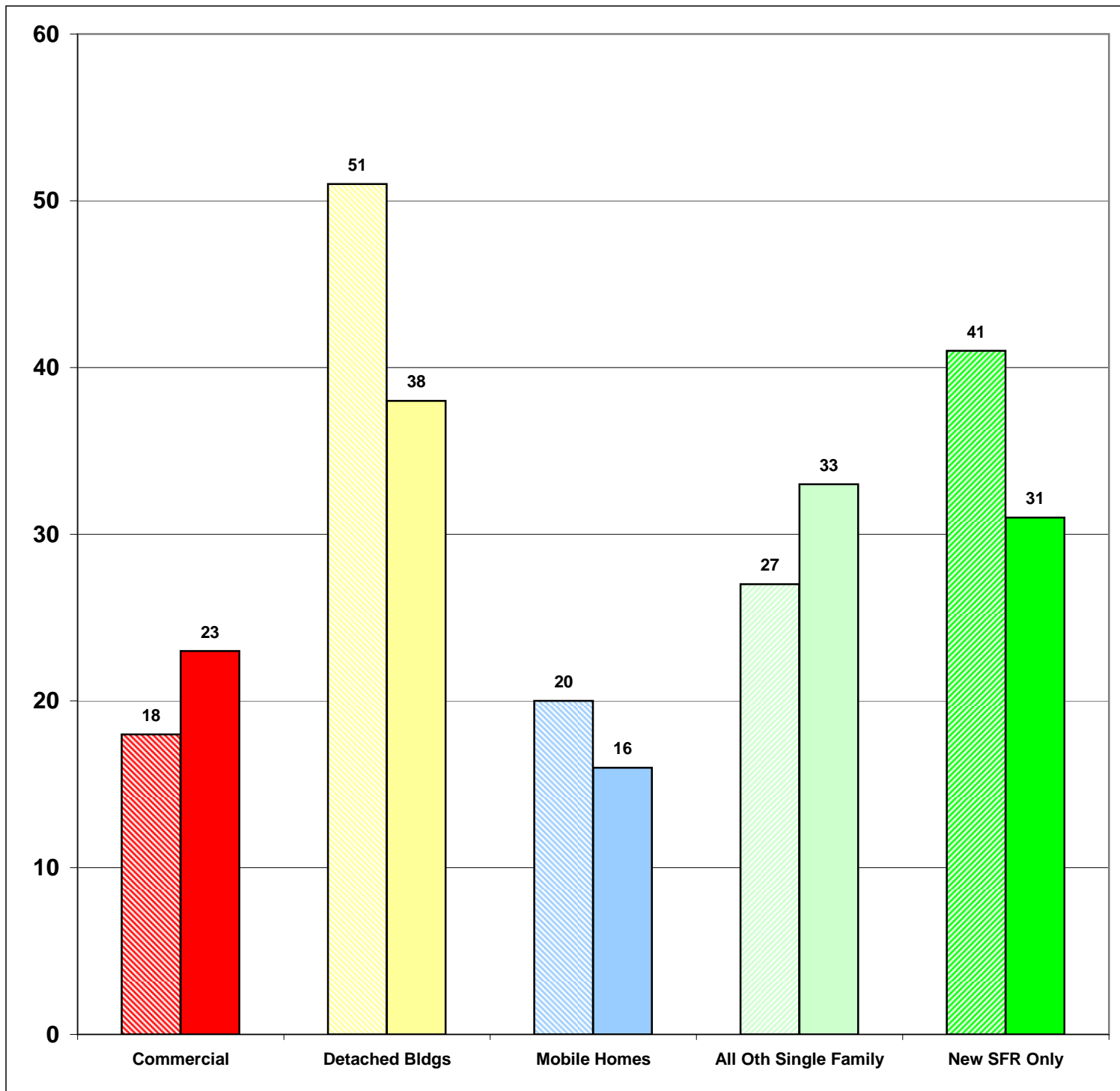
**Comparing
2007 to 2008**

2007	157
2008	141

-10%

Total Increase

Stripe = 07 Solid = 08





YEAR TO DATE

**BLDG PERMITS
APPLIED FOR**

JAN - FEB

**Comparing
2007 to 2008**

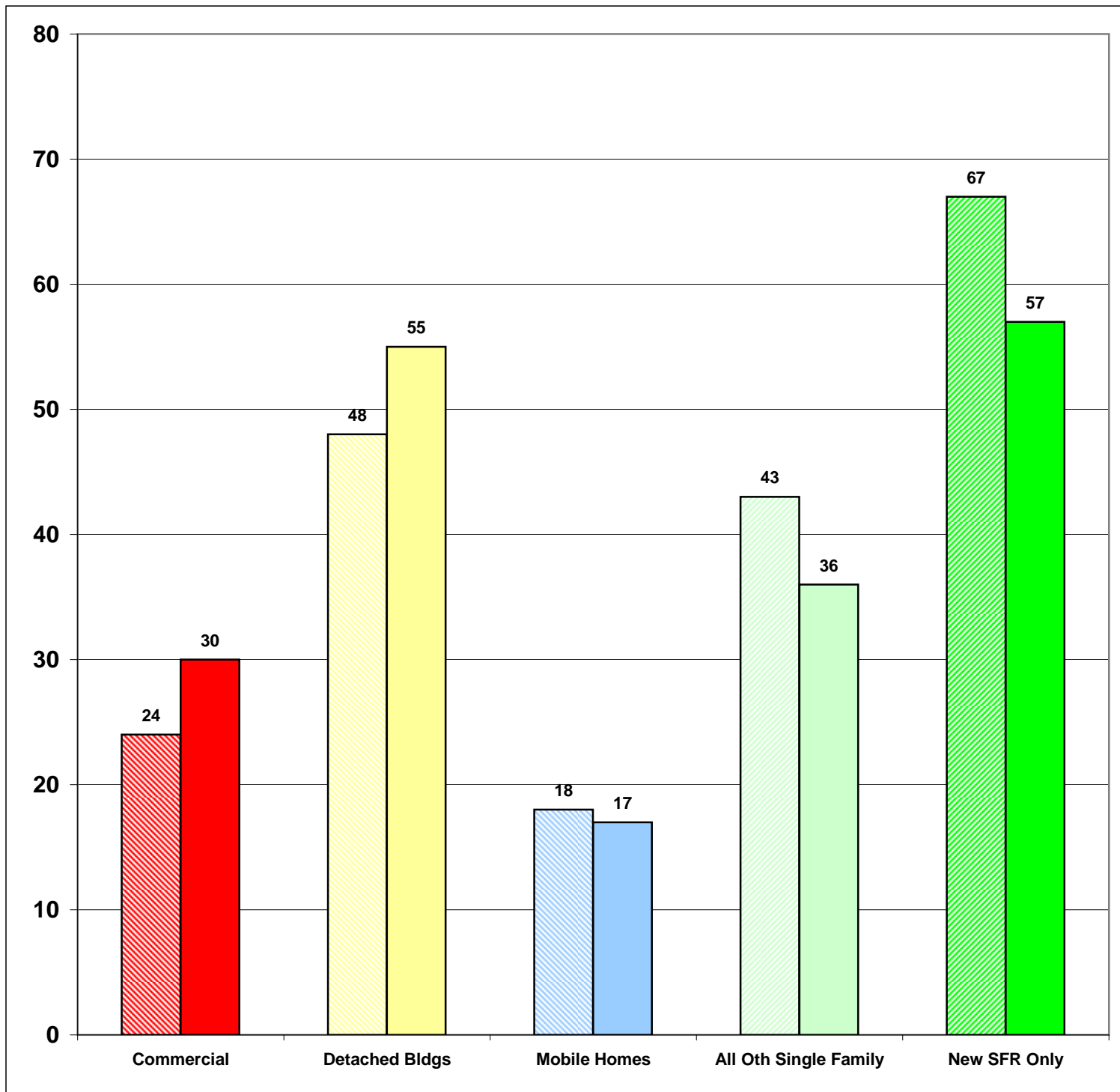
2007	200
2008	195

-3%

Total Increase

Stripe = 07 Solid = 08

Year to Date Report
February-08

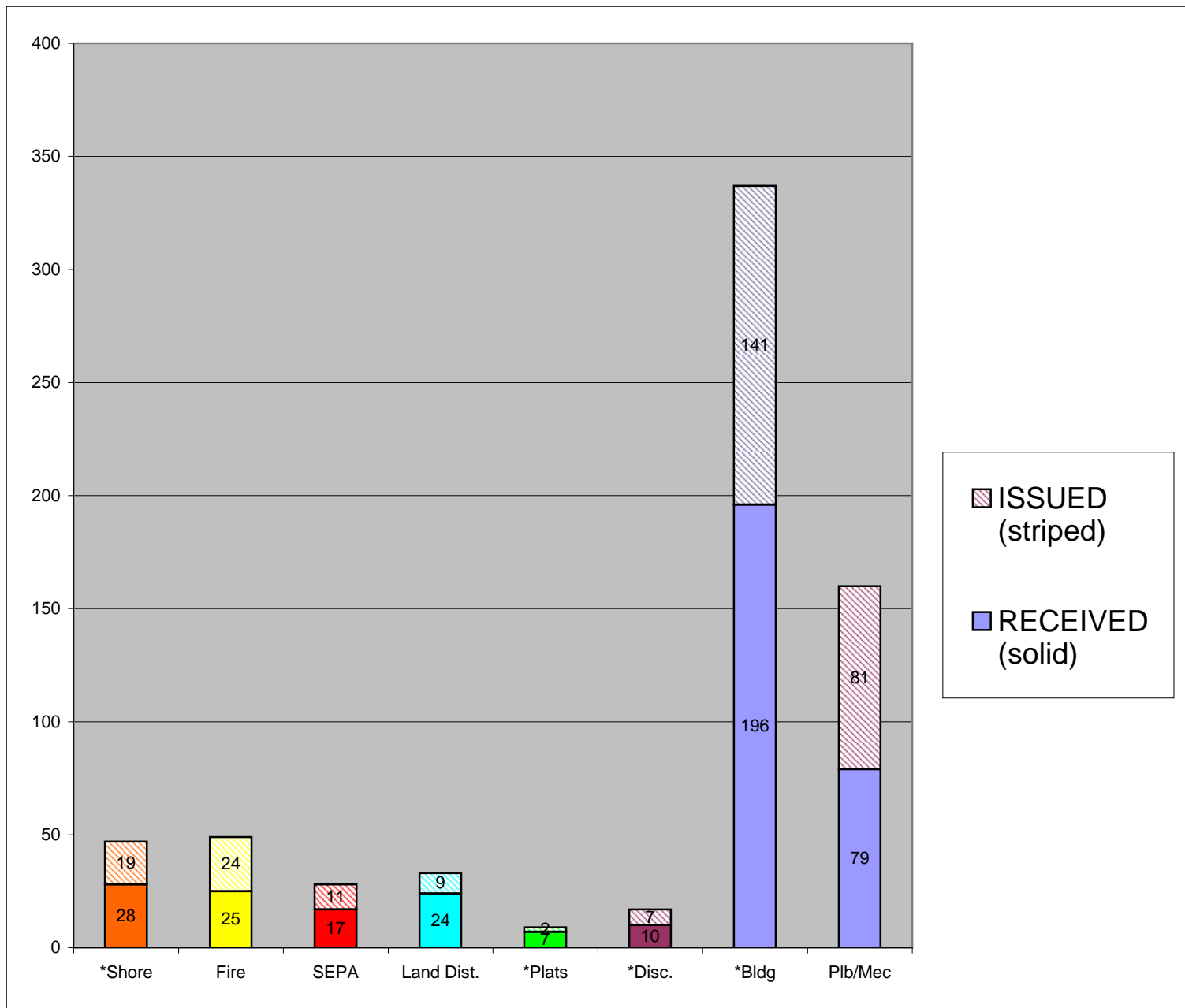




YEAR TO DATE

**CASES
 RECEIVED
 and
 ISSUED**

JAN - FEB



Stripe = Issued
Solid = Received

Year to Date Report
 February-08

*Shore = SHC, SHR, SHV, SHX
 *Plats = LSS, SSS, BSP, PUD, MDP
 *Disc = ADM, APL, CUP, NON, VAR
 *Bldg = COM, DET, MOB, SFR