

# Permit Activity, February 09

WHATCOM COUNTY PLANNING & DEVELOPMENT  
2009 February



CURRENT MONTH		
SINGLE FAMILY RESIDENCES	ISSUED	VALUATION
NEW - RESIDENTIAL	9	1,914,273
NEW - DUPLEX		
ADDITION/REMODEL	9	503,242
CONVERT TO LIVING	1	128,884
DEMOLITION (SINGLE FAMILY)		
MOVE TO SITE		
REPLACE/REPAIR	3	29,500
RE-ROOF / SIDE ONLY		
<b>TOTAL</b>	<b>22</b>	<b>\$2,575,899.00</b>

MOBILE HOMES	ISSUED	VALUATION
NEW - MOBILE HOME		
ADDITION TO MOB		
CONVERT TO STORAGE		
REPLACEMENT	4	156,153
TEMP MOBILE		
<b>TOTAL</b>	<b>4</b>	<b>\$156,153.00</b>

DETACHED BUILDINGS	ISSUED	VALUATION
NEW - AG BARN / STORAGE	7	467,264
NEW - GARAGE	4	123,480
NEW - OTHER TYPE BLDG	4	64,350
NEW - OTHER TYPE STRUCTURES	8	131,774
NEW - STORAGE		
ADDITION / REMODEL		
CONVERT TO OTHER		
DEMOLITION (DETACHED)		
MOVE TO SITE		
REPLACE / REPAIR	1	300
RE-ROOF ONLY		
<b>TOTAL</b>	<b>24</b>	<b>\$787,168.00</b>

COMMERCIAL	ISSUED	VALUATION
NEW - 3 - 4 UNIT APARTMENTS		
NEW - 5 + UNIT APARTMENTS		
NEW - AIRPORT FACILITIES		
NEW - AMUSEMENT, SOCIAL, REC		
NEW - CHURCHES & OTH RELIGIOUS		
NEW - FIRE STATIONS / MEDIC ONE		
NEW - HOSPITALS / INSTITUTIONAL		
NEW - HOTEL / MOTEL / TOUR. CAB		
NEW - INDUSTRIAL	2	587,500
NEW - MIXED USE		
NEW - OFFICE, BANKS, PROF		
NEW - OTHER PORTABLES		
NEW - OTHER TYPE BLDGS	1	131,664
NEW - OTHER TYPE STRUCTURES	4	321,100
NEW - PORTABLE CLASSROOM		
NEW - PUBLIC WORKS & UTILITY		
NEW - SCHOOLS & OTHER ED		
NEW - STORAGE BLDGS	3	992,138
NEW - STORES & CUSTOMER SERV		
NEW - WAREHOUSE	1	238,848
ADDITION / REMODEL		
CHANGE OF USE / TEN IMPROV / OCC	2	40,000
CONVERT		
DEMOLITION (COMMERCIAL)	1	7,500
MOVE TO SITE	1	3,550
REPLACE / REPAIR	3	116,188
RE-ROOF ONLY		
<b>TOTAL</b>	<b>18</b>	<b>\$2,438,488.00</b>

MONTHLY TOTAL	
ISSUED	VALUATION
68	\$5,957,708.00

YEAR TO DATE	
ISSUED	VALUATION
22	4,644,424
13	589,680
1	128,884
6	103,500
<b>42</b>	<b>\$5,466,488.00</b>

ISSUED	VALUATION
1	16,250
5	204,153
<b>6</b>	<b>\$220,403.00</b>

ISSUED	VALUATION
10	608,016
8	212,713
4	64,350
8	131,774
3	123,060
1	900
1	300
<b>35</b>	<b>\$1,141,113.00</b>

ISSUED	VALUATION
1	155,043
3	636,500
1	131,664
5	325,100
1	238,000
7	1,695,124
1	238,848
1	-
2	40,000
1	7,500
1	3,550
4	146,188
<b>28</b>	<b>\$3,617,517.00</b>

YEARLY TOTAL	
ISSUED	VALUATION
111	\$10,445,521.00



**YEAR TO DATE**

**BLDG PERMITS  
VALUATION**

in thousands

**February**

**Comparing  
2008 to 2009**

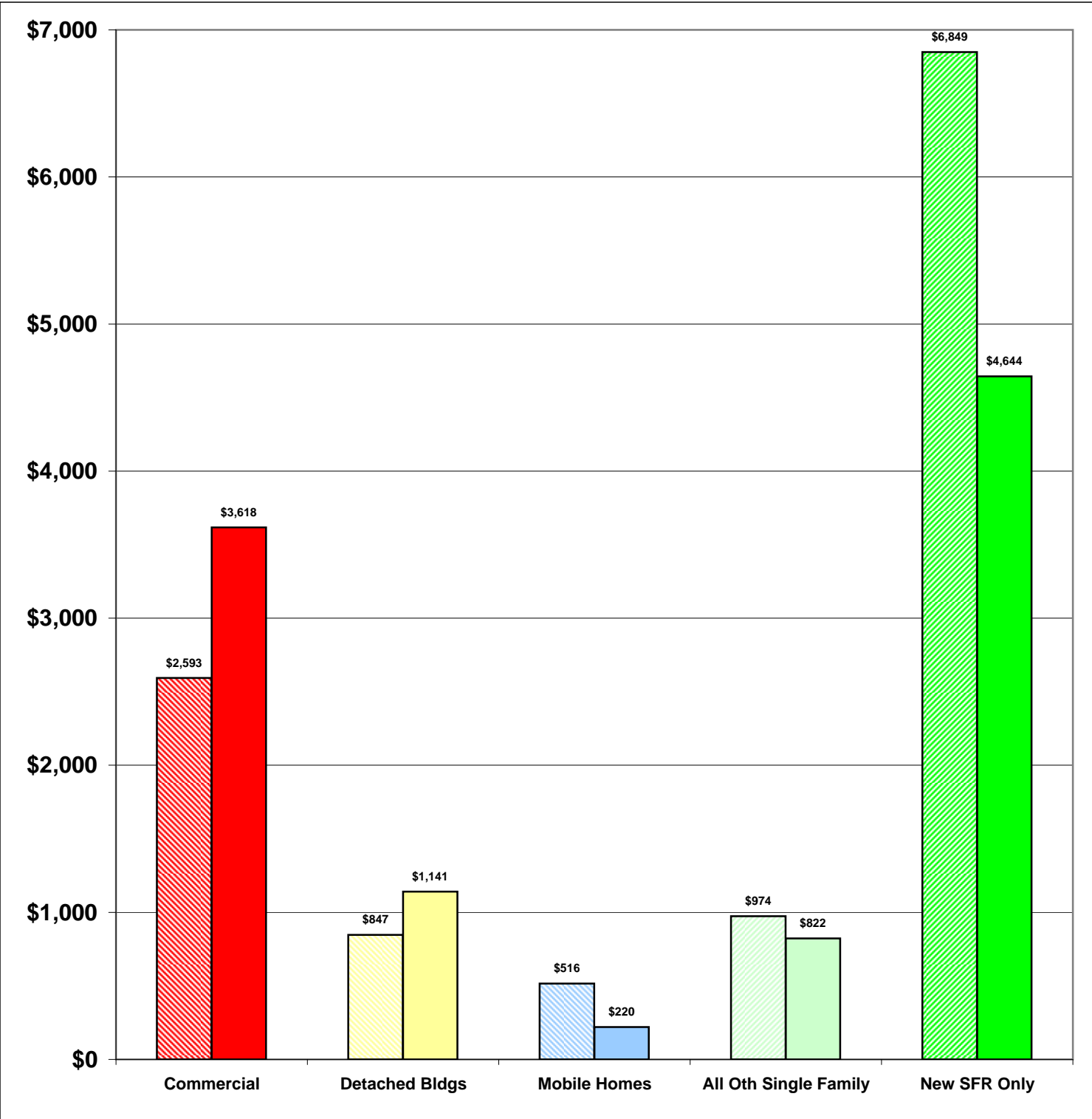
**2008    \$11,779  
2009    \$10,445**

**-11%**

**Total Increase**

**Stripe = 08    Solid = 09**

Year to Date Valuation Report  
February-09





## BLDG PERMITS ISSUED

February

Comparing  
2008 to 2009

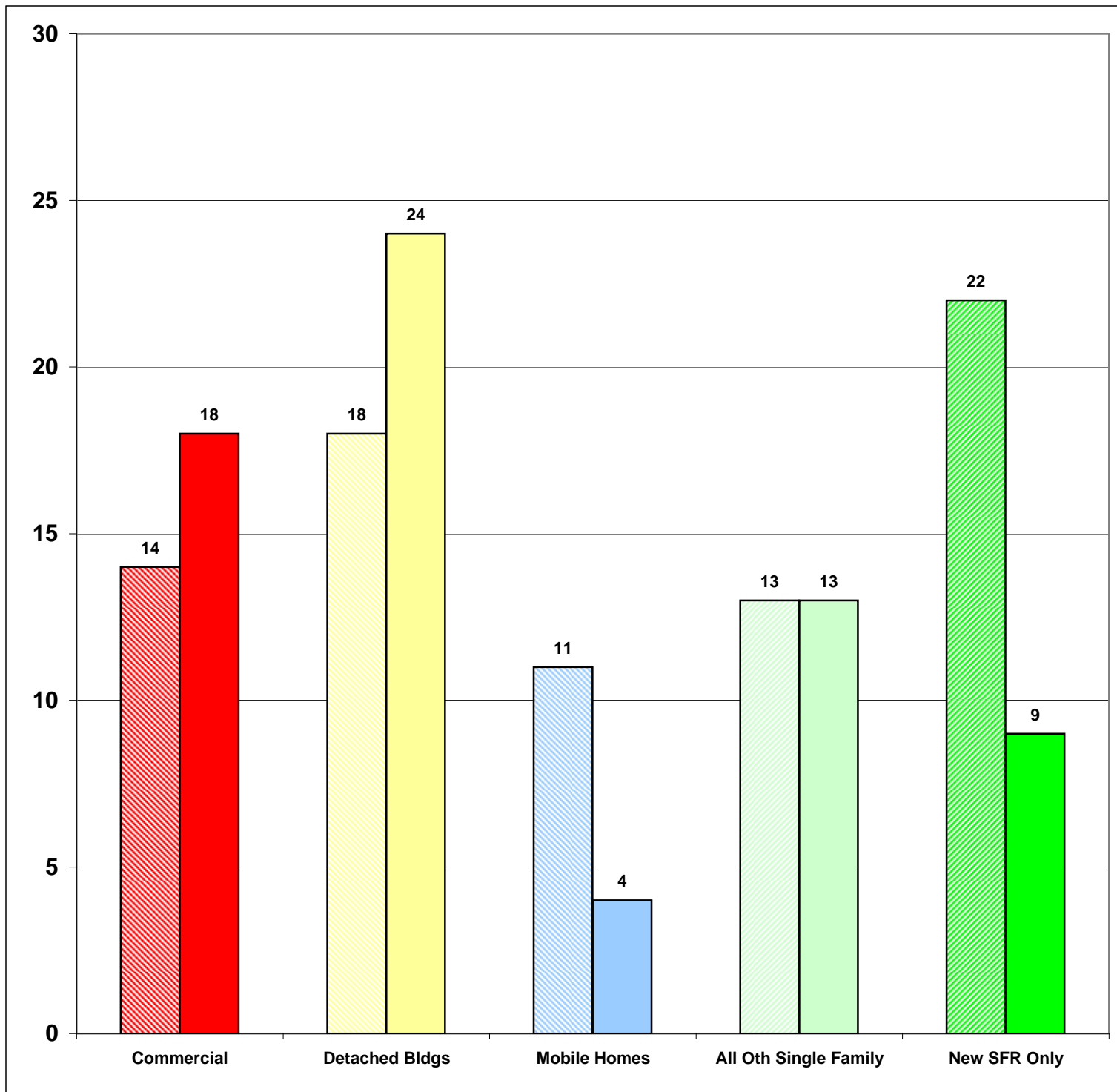
Feb-08     78  
Feb-09     68

-13%

Total Increase

Stripe = 07    Solid = 08

Monthly Report  
February-09



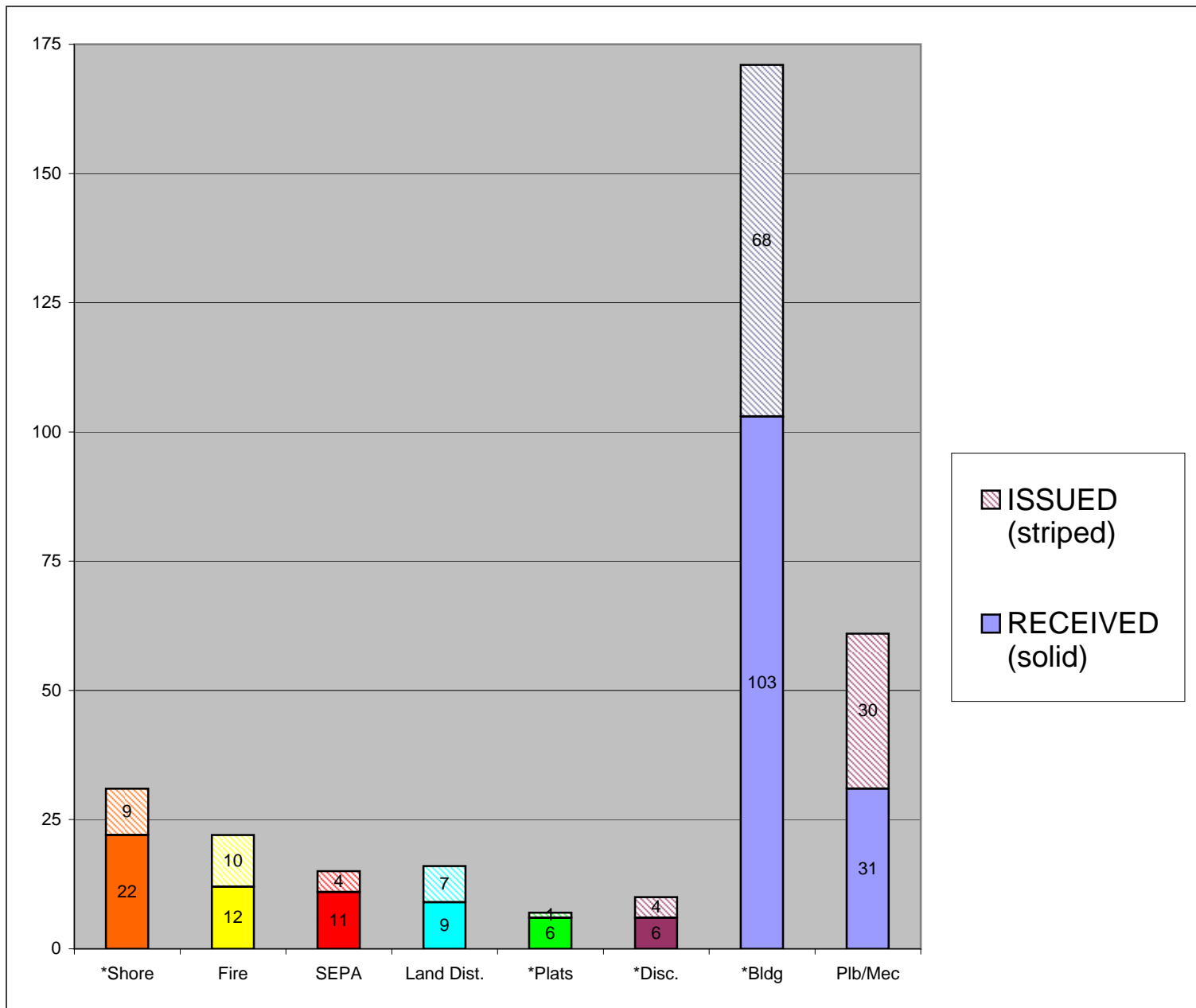


**CASES  
RECEIVED  
and  
ISSUED**

**February**

**Stripe = Issued**  
**Solid = Received**

Monthly Permit Report  
February-09



\*Shore = SHC, SHR, SHV, SHX  
 \*Plats = LSS, SSS, BSP, PUD, MDP  
 \*Disc = ADM, APL, CUP, NON, VAR  
 \*Bldg = COM, DET, MOB, SFR



**YEAR TO DATE**

**BLDG PERMITS  
ISSUED**

**JAN - FEB**

**Comparing  
2008 to 2009**

**2008     141**

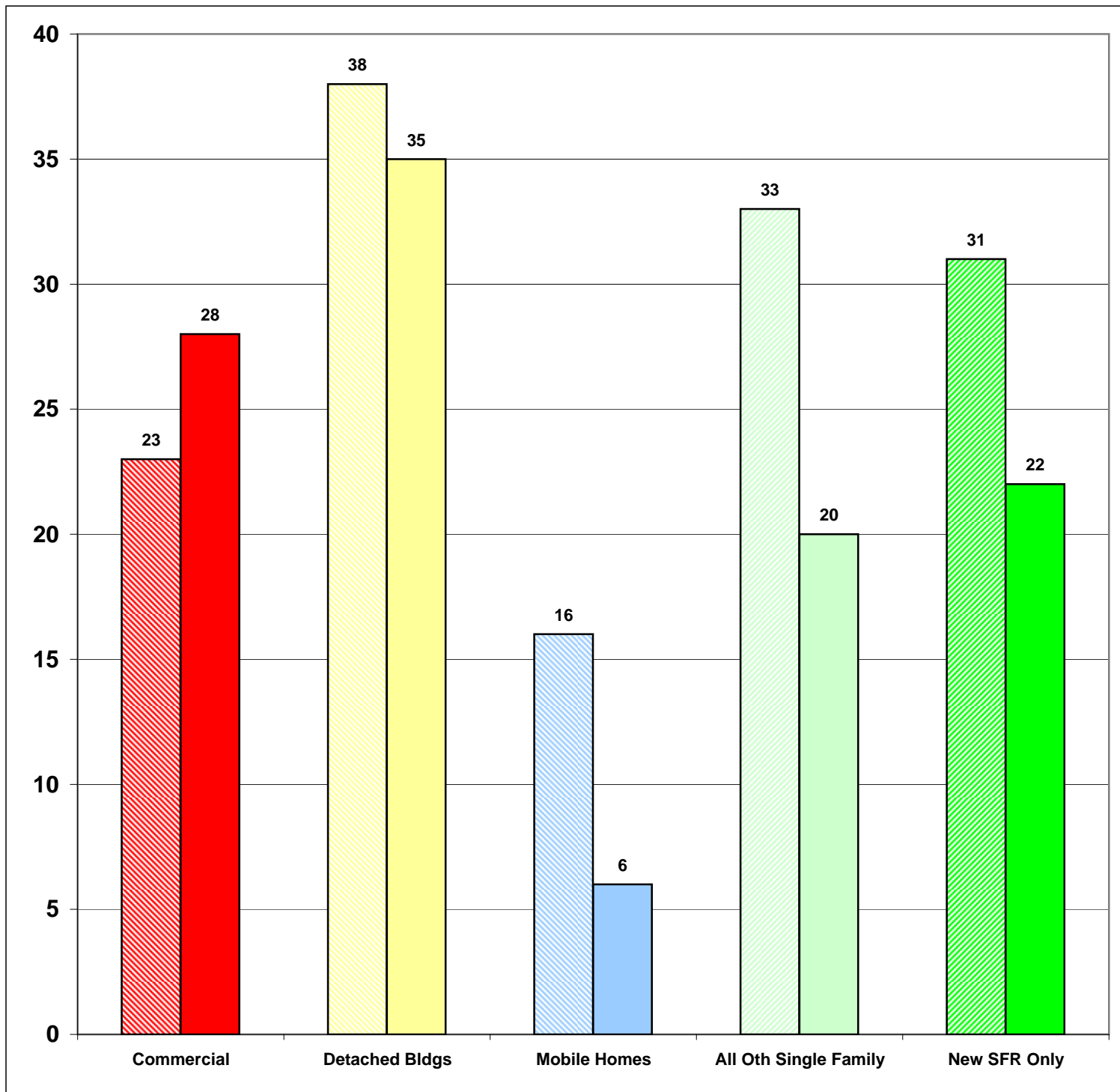
**2009     111**

**-21%**

**Total Increase**

**Stripe = 08    Solid = 09**

**Year to Date Report  
February-09**





**YEAR TO DATE**

**BLDG PERMITS  
 APPLIED FOR**

**JAN - FEB**

**Comparing  
 2008 to 2009**

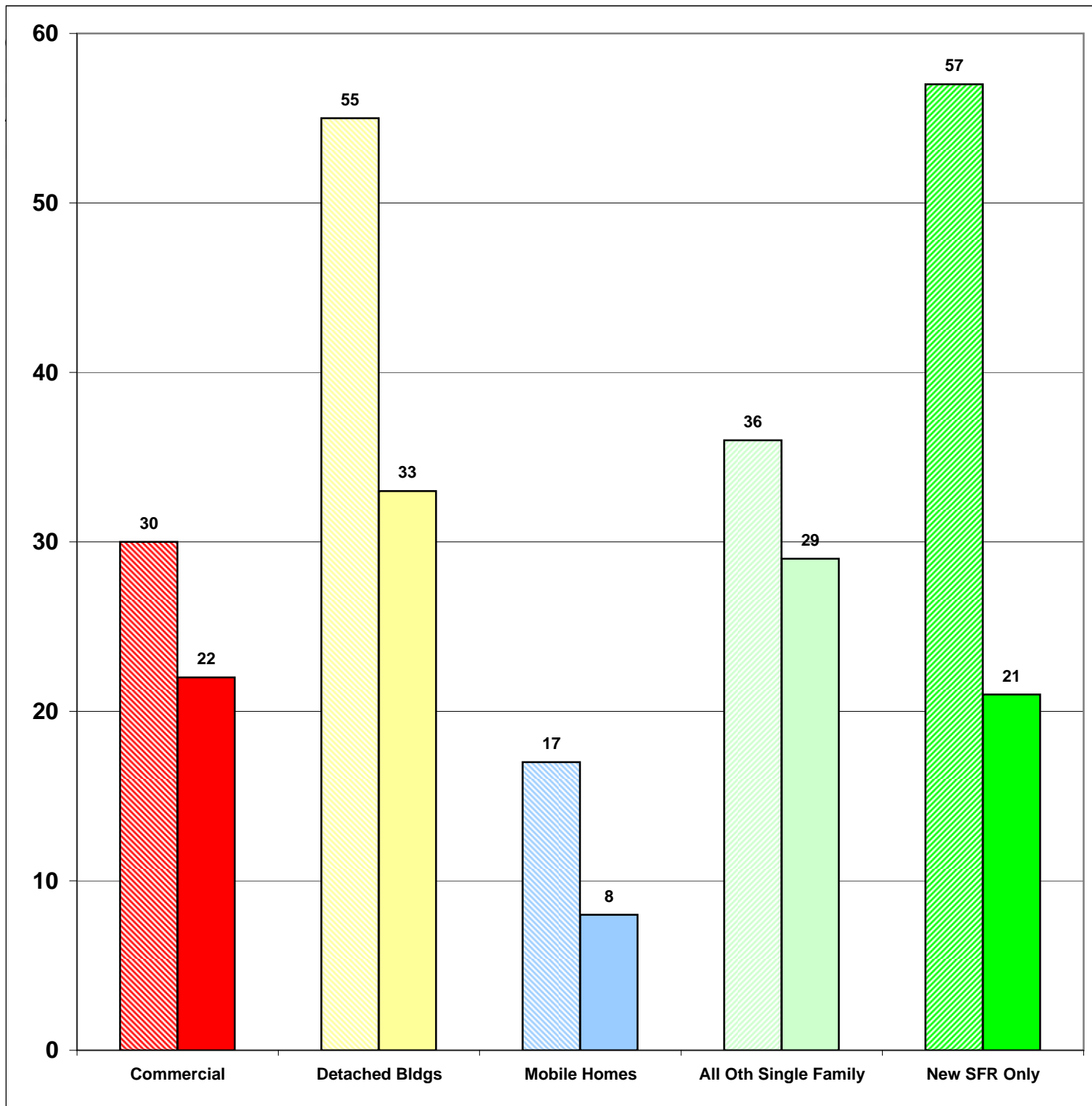
**2008     195  
 2009     113**

**-42%**

**Total Increase**

**Stripe = 08     Solid = 09**

Year to Date Report  
 February-09



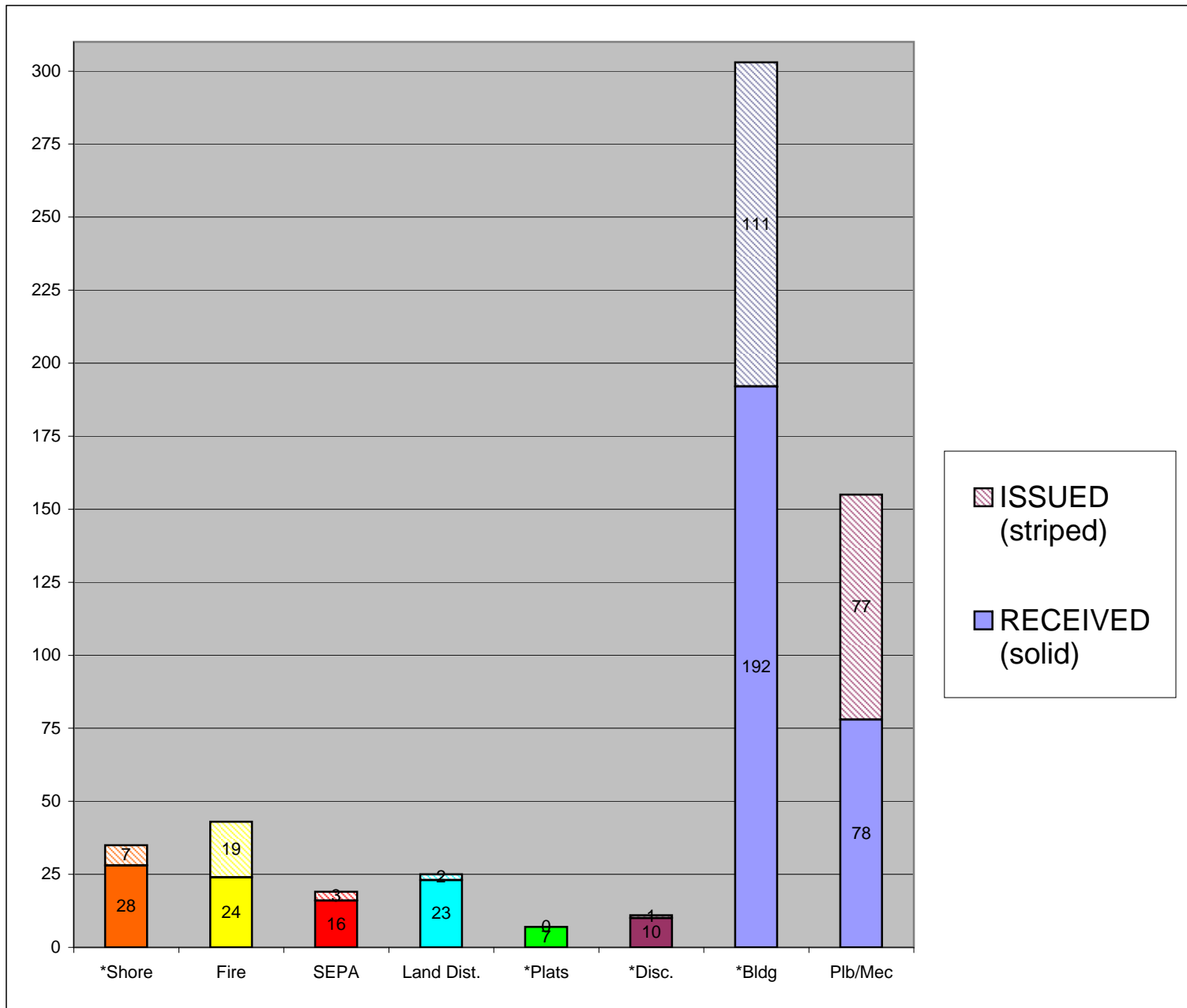


**YEAR TO DATE**

**CASES**

**RECEIVED  
 and  
 ISSUED**

**JAN - FEB**



Stripe = Issued  
 Solid = Received

Year to Date Report  
 February-09

- \*Shore = SHC, SHR, SHV, SHX
- \*Plats = LSS, SSS, BSP, PUD, MDP
- \*Disc = ADM, APL, CUP, NON, VAR
- \*Bldg = COM, DET, MOB, SFR