

Permit Activity, February 11

WHATCOM COUNTY PLANNING & DEVELOPMENT
2011 February



CURRENT MONTH		
SINGLE FAMILY RESIDENCES	ISSUED	VALUATION
NEW - RESIDENTIAL	5	1,157,994
NEW - DUPLEX		
ADDITION/REMODEL	11	386,369
CONVERT TO LIVING	2	-
DEMOLITION (SINGLE FAMILY)	3	21,000
MOVE TO SITE	2	88,080
REPLACE/REPAIR	1	20,000
RE-ROOF / SIDE ONLY		
TOTAL	24	\$1,673,443.00

MOBILE HOMES	ISSUED	VALUATION
NEW - MOBILE HOME		
ADDITION TO MOB		
CONVERT TO STORAGE		
REPLACEMENT	2	54,568
TEMP MOBILE		
TOTAL	2	\$54,568.00

DETACHED BUILDINGS	ISSUED	VALUATION
NEW - AG BARN / STORAGE	5	252,666
NEW - GARAGE	2	155,880
NEW - OTHER TYPE BLDG	1	45,450
NEW - OTHER TYPE STRUCTURES	1	25,000
NEW - STORAGE	1	25,920
ADDITION / REMODEL	1	4,980
CONVERT TO OTHER	1	-
DEMOLITION (DETACHED)		
MOVE TO SITE		
REPLACE / REPAIR	2	40,640
RE-ROOF ONLY		
TOTAL	14	\$550,536.00

COMMERCIAL	ISSUED	VALUATION
NEW - 3 - 4 UNIT APARTMENTS		
NEW - 5 + UNIT APARTMENTS	1	569,360
NEW - AIRPORT FACILITIES		
NEW - AMUSEMENT, SOCIAL, REC		
NEW - CHURCHES & OTH RELIGIOUS		
NEW - FIRE STATIONS / MEDIC ONE		
NEW - HOSPITALS / INSTITUTIONAL		
NEW - HOTEL / MOTEL / TOUR. CAB		
NEW - INDUSTRIAL	3	100,400
NEW - MIXED USE		
NEW - OFFICE, BANKS, PROF		
NEW - OTHER PORTABLES		
NEW - OTHER TYPE BLDGS	1	20,000
NEW - OTHER TYPE STRUCTURES	3	197,500
NEW - PORTABLE CLASSROOM		
NEW - PUBLIC WORKS & UTILITY		
NEW - SCHOOLS & OTHER ED		
NEW - STORAGE BLDGS		
NEW - STORES & CUSTOMER SERV		
NEW - WAREHOUSE	1	20,812
ADDITION / REMODEL	3	498,967
CHANGE OF USE / TEN IMPROV / OCC	3	153,000
CONVERT		
DEMOLITION (COMMERCIAL)		
MOVE TO SITE		
REPLACE / REPAIR		
RE-ROOF ONLY		
TOTAL	15	\$1,560,039.48

MONTHLY TOTAL	
ISSUED	VALUATION
55	\$3,838,586.48

YEAR TO DATE	
ISSUED	VALUATION
13	3,194,389
15	700,208
2	-
3	21,000
2	88,080
1	20,000
36	\$4,023,677.00

MOB	ISSUED	VALUATION
2	54,568	
2	\$54,568.00	

DET	ISSUED	VALUATION
	6	292,986
	6	296,480
	2	73,450
	2	34,000
	4	223,120
	1	4,980
	2	10,000
	2	40,640
25	\$975,656.00	

COM	ISSUED	VALUATION
	1	569,360
	4	750,400
	1	20,000
	5	198,200
	1	20,812
	6	511,167
	4	161,000
	1	75,310
23	\$2,306,249.33	

YEARLY TOTAL	
ISSUED	VALUATION
86	\$7,360,150.33



YEAR TO DATE

**BLDG PERMITS
VALUATION**

in thousands

February

**Comparing
2010 to 2011**

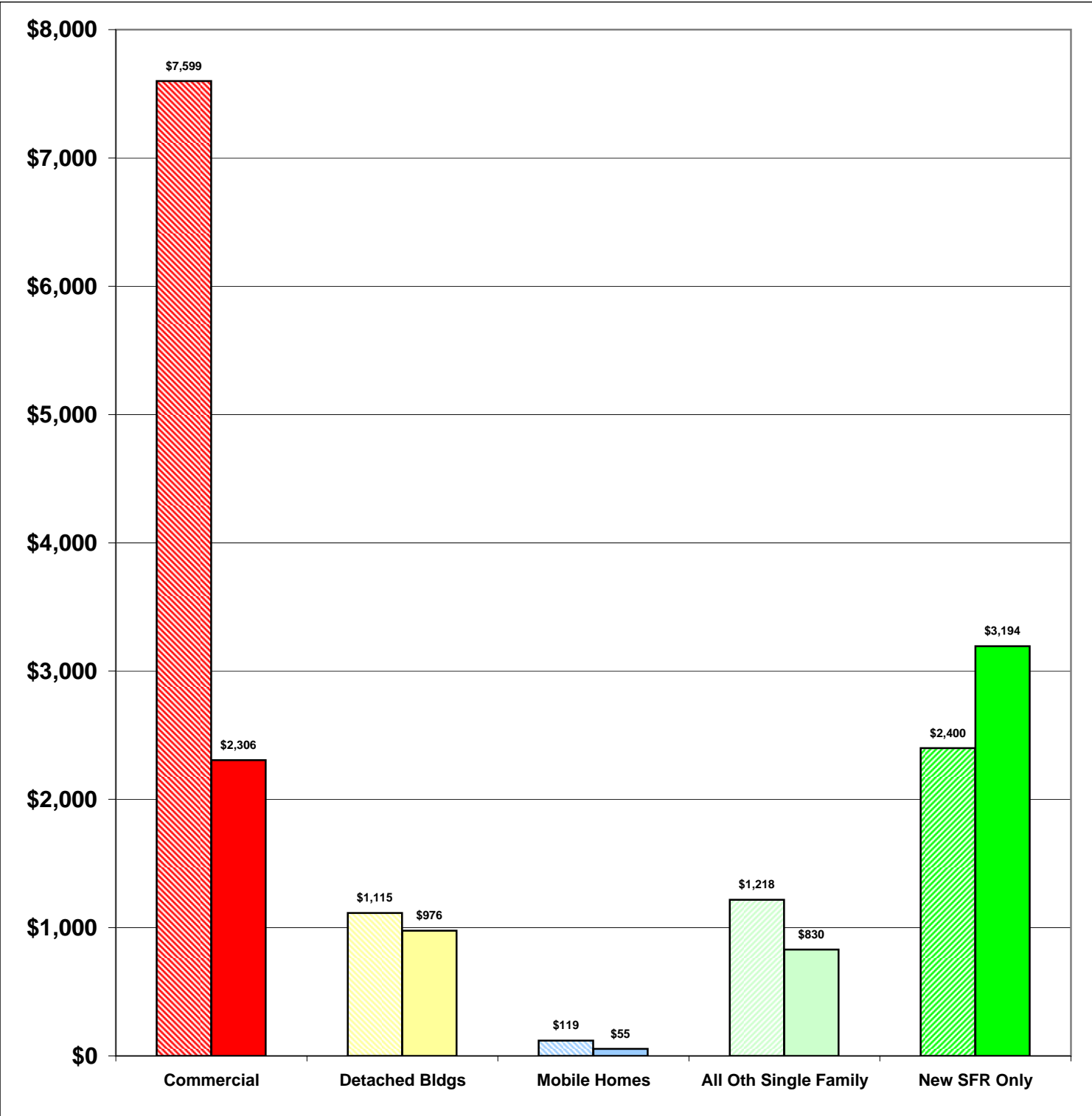
**2010 \$12,451
2011 \$7,361**

-41%

Total Increase

Stripe = 2010 Solid = 2011

Year to Date Valuation Report
February-11





BLDG PERMITS ISSUED

February

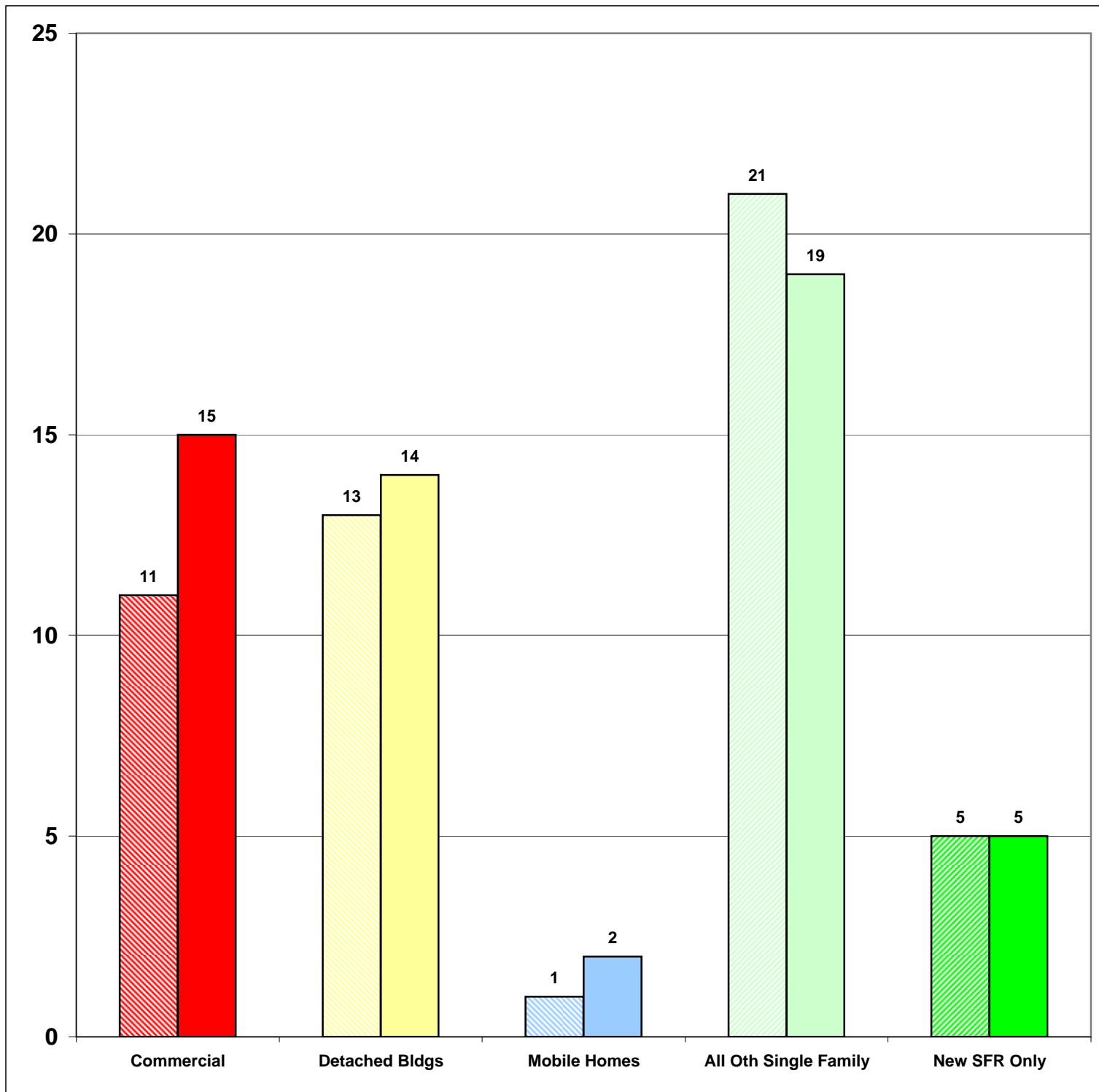
Comparing
2010 to 2011

Feb-10 51
Feb-11 55

8%
Total Increase

Stripe = 2010 Solid = 2011

Monthly Report
February-11



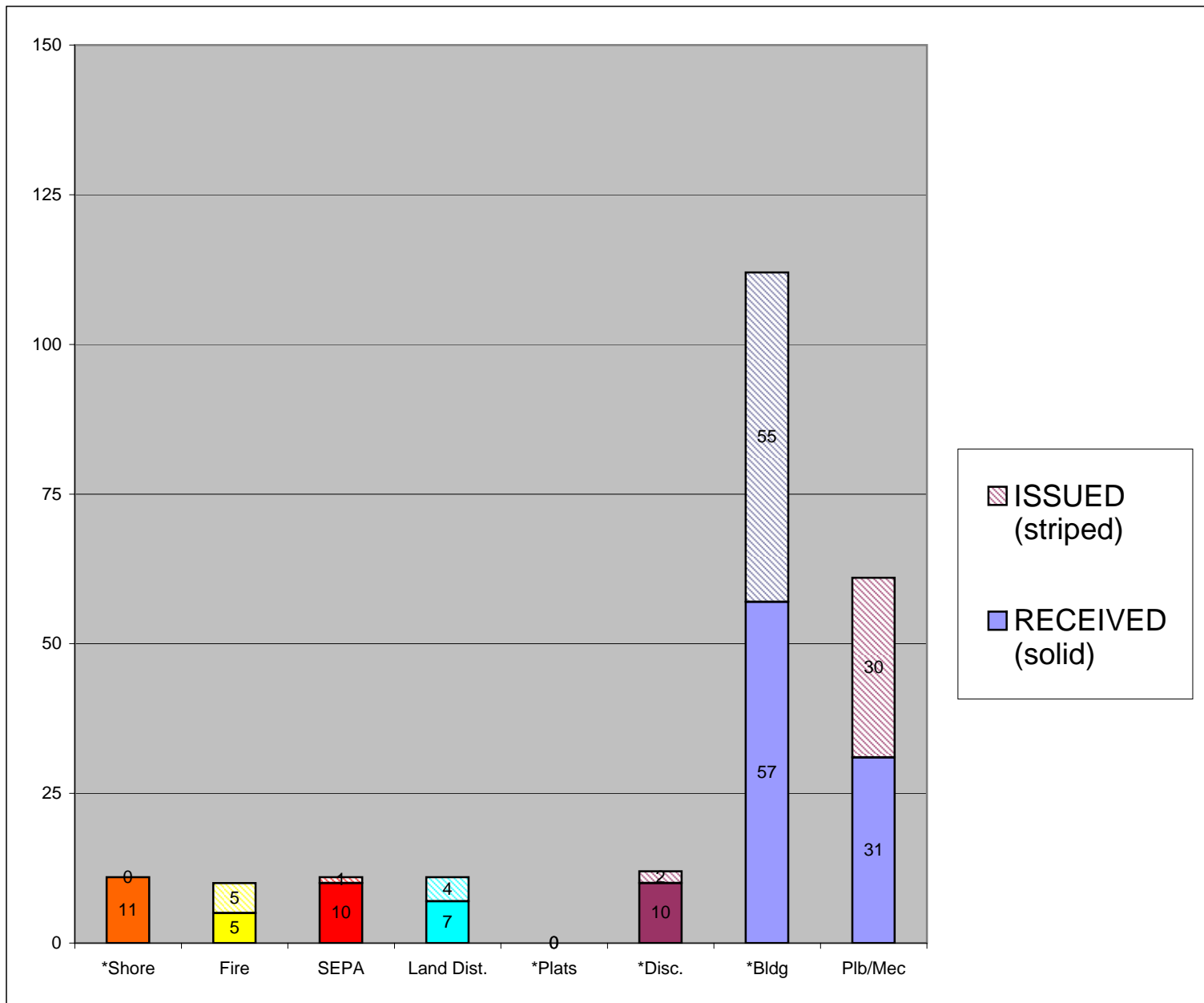


**CASES
 RECEIVED
 and
 ISSUED**

February

Stripe = Issued
Solid = Received

Monthly Permit Report
 February-11



*Shore = SHC, SHR, SHV, SHX
 *Plats = LSS, SSS, BSP, PUD, MDP
 *Disc = ADM, APL, CUP, NON, VAR
 *Bldg = COM, DET, MOB, SFR



YEAR TO DATE

**BLDG PERMITS
ISSUED**

JAN - FEB

**Comparing
2010 to 2011**

2010 105

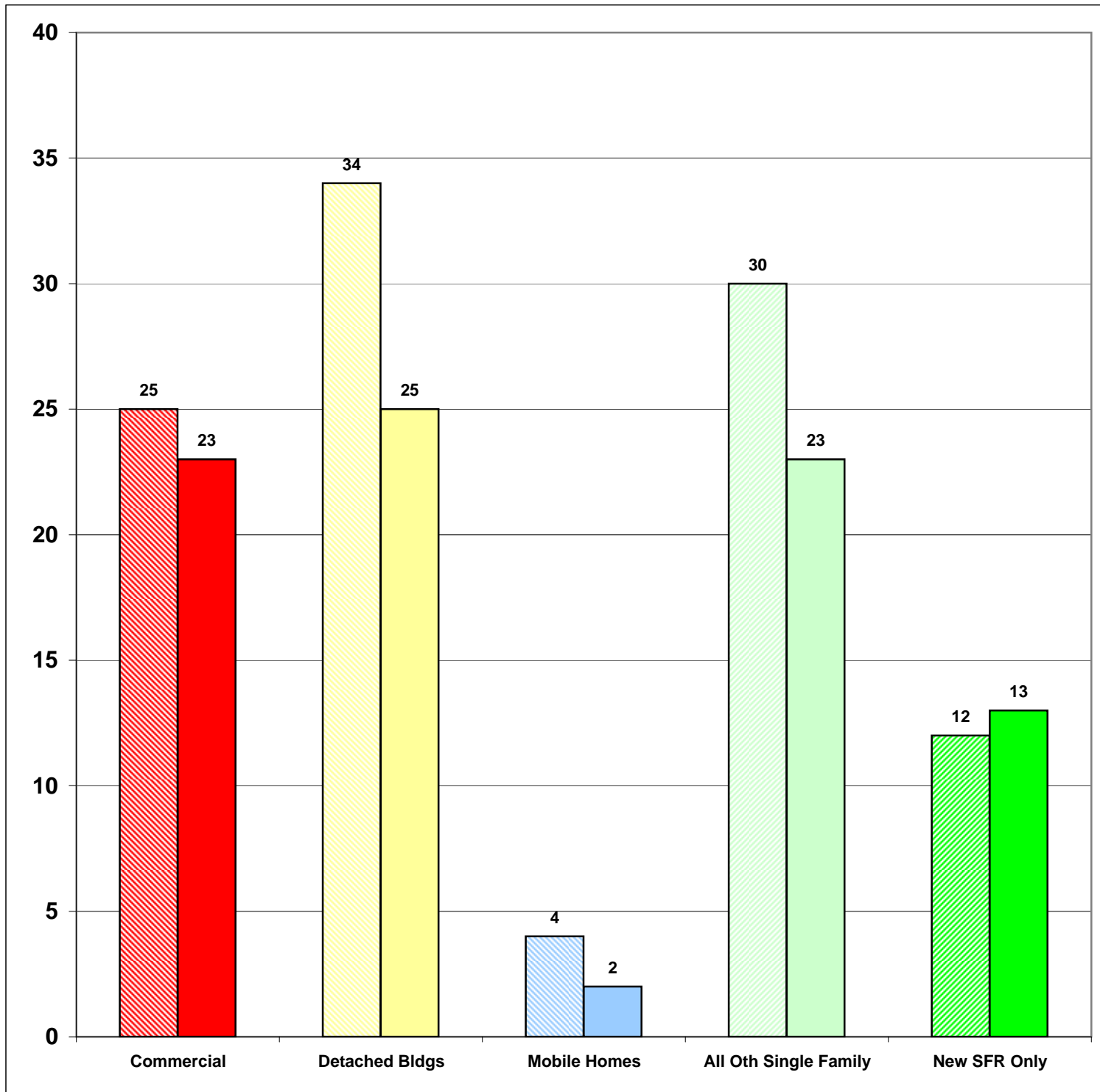
2011 86

-18%

Total Increase

Stripe = 09 Solid = 10

**Year to Date Report
February-11**





YEAR TO DATE

**BLDG PERMITS
APPLIED FOR**

JAN - FEB

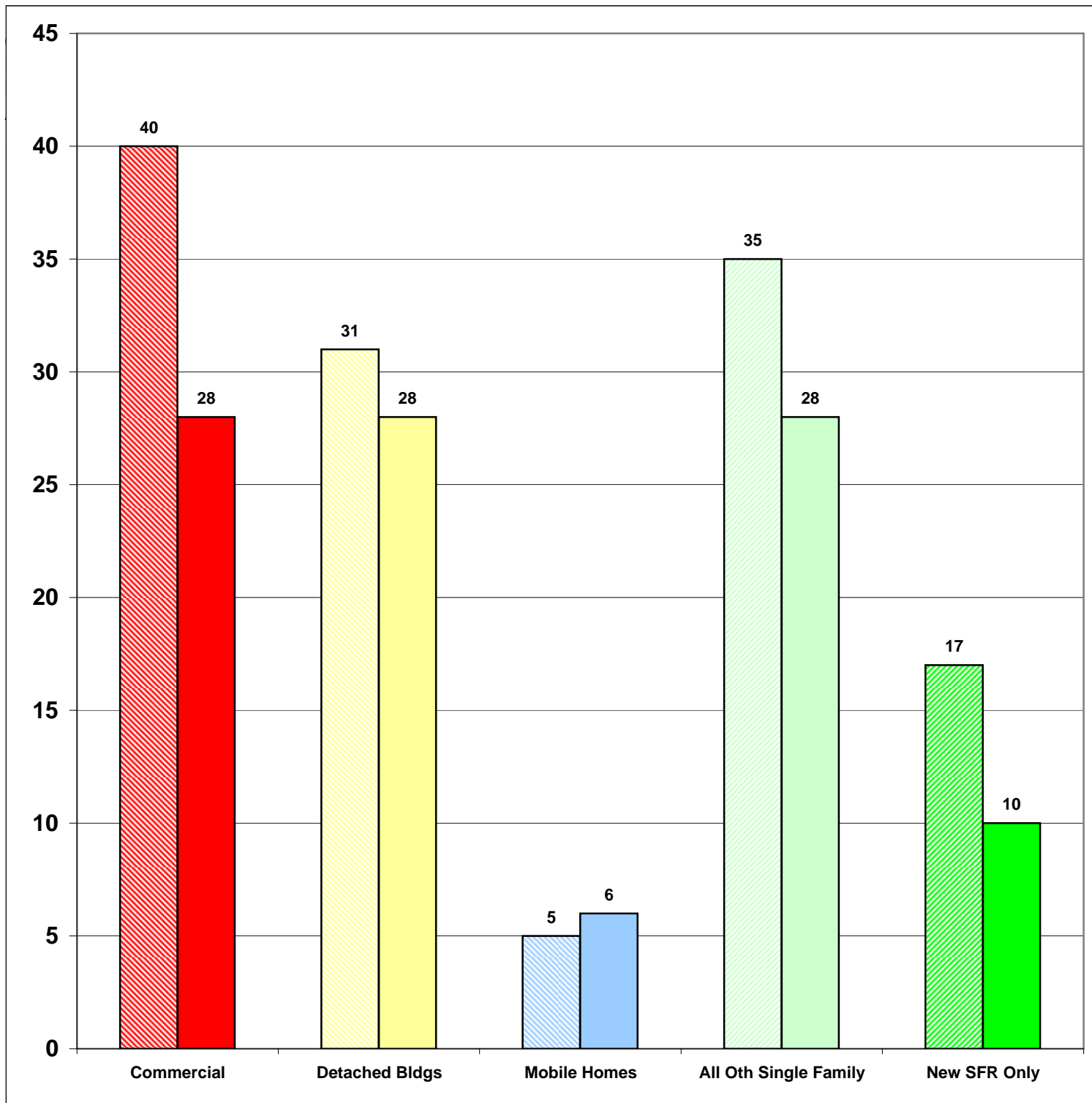
**Comparing
2010 to 2011**

**2010 0
2011 0**

**#DIV/0!
Total Increase**

Stripe = 2010 Solid = 2011

**Year to Date Report
February-11**





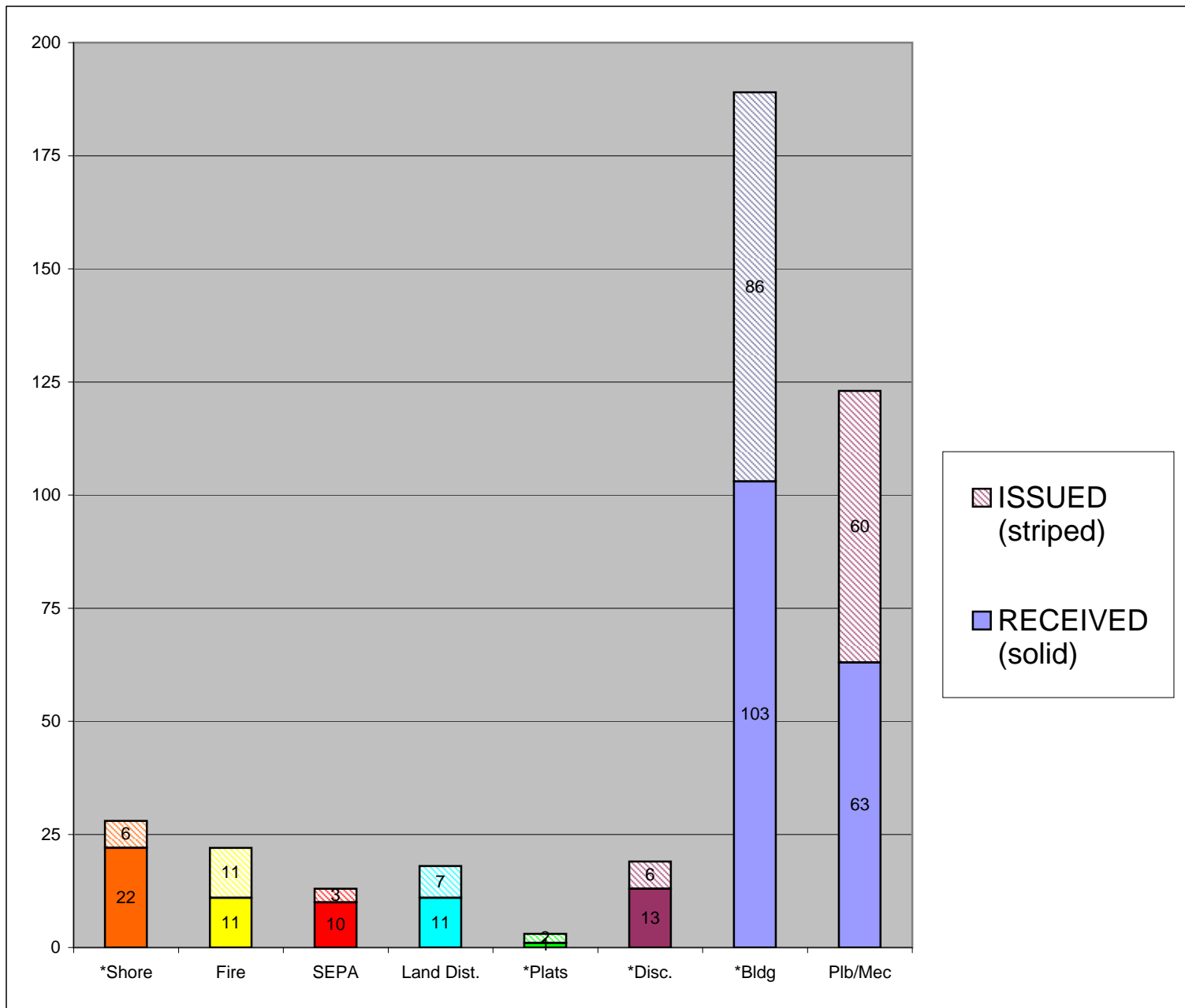
YEAR TO DATE

**CASES
RECEIVED
and
ISSUED**

JAN - FEB

Stripe = Issued
Solid = Received

Year to Date Report
February-11



*Shore = SHC, SHR, SHV, SHX

*Plats = LSS, SSS, BSP, PUD, MDP

*Disc = ADM, APL, CUP, NON, VAR

*Bldg = COM, DET, MOB, SFR