

Permit Activity, February 13

WHATCOM COUNTY PLANNING & DEVELOPMENT 2013 February



CURRENT MONTH		
SINGLE FAMILY RESIDENCES	ISSUED	VALUATION
NEW - RESIDENTIAL	7	2,010,179
NEW - DUPLEX		
ADDITION/REMODEL	4	167,183
CONVERT TO LIVING	1	182,006
DEMOLITION (SINGLE FAMILY)	2	30,000
MOVE TO SITE		
REPLACE/REPAIR	1	10,500
RE-ROOF / SIDE ONLY		
TOTAL	15	\$2,399,868.00

MOBILE HOMES	ISSUED	VALUATION
NEW - MOBILE HOME	3	80,366
ADDITION TO MOB		
CONVERT TO STORAGE		
REPLACEMENT		
TEMP MOBILE		
TOTAL	3	\$80,366.00

DETACHED BUILDINGS	ISSUED	VALUATION
NEW - AG BARN / STORAGE	4	317,424
NEW - GARAGE	3	79,776
NEW - OTHER TYPE BLDG		
NEW - OTHER TYPE STRUCTURES	2	30,805
NEW - STORAGE	1	15,552
ADDITION / REMODEL	1	12,480
CONVERT TO OTHER		
DEMOLITION (DETACHED)		
MOVE TO SITE		
REPLACE / REPAIR		
RE-ROOF ONLY		
TOTAL	11	\$456,037.00

COMMERCIAL	ISSUED	VALUATION
NEW - 3 - 4 UNIT APARTMENTS	1	301,650
NEW - 5 + UNIT APARTMENTS		
NEW - AIRPORT FACILITIES		
NEW - AMUSEMENT, SOCIAL, REC		
NEW - CHURCHES & OTH RELIGIOUS	1	2,609,903
NEW - FIRE STATIONS / MEDIC ONE		
NEW - HOSPITALS / INSTITUTIONAL		
NEW - HOTEL / MOTEL / TOUR. CAB		
NEW - INDUSTRIAL		
NEW - MIXED USE		
NEW - OFFICE, BANKS, PROF		
NEW - OTHER PORTABLES		
NEW - OTHER TYPE BLDGS		
NEW - OTHER TYPE STRUCTURES	18	1,164,766
NEW - PORTABLE CLASSROOM		
NEW - PUBLIC WORKS & UTILITY		
NEW - SCHOOLS & OTHER ED		
NEW - STORAGE BLDGS		
NEW - STORES & CUSTOMER SERV		
NEW - WAREHOUSE		
ADDITION / REMODEL	6	274,405
CHANGE OF USE / TEN IMPROV / OCC	3	58,000
CONVERT		
DEMOLITION (COMMERCIAL)		
MOVE TO SITE		
REPLACE / REPAIR		
RE-ROOF ONLY		
TOTAL	29	\$4,408,724.00

MONTHLY TOTAL	
ISSUED	VALUATION
58	\$7,344,995.00

YEAR TO DATE	
ISSUED	VALUATION
14	3,930,300
13	415,002
1	182,006
2	30,000
2	15,300
1	
33	\$4,572,608.00

ISSUED	VALUATION
3	80,366
3	\$80,366.00

ISSUED	VALUATION
6	420,864
5	215,628
2	54,100
4	103,187
5	156,912
1	12,480
23	\$963,171.00

ISSUED	VALUATION
1	301,650
1	2,609,903
19	1,176,766
1	
8	376,823
6	89,500
2	33,000
38	\$4,587,642.00

YEARLY TOTAL	
ISSUED	VALUATION
97	\$10,203,787.00



YEAR TO DATE

**BLDG PERMITS
 VALUATION**

in thousands

February

**Comparing
 2012 to 2013**

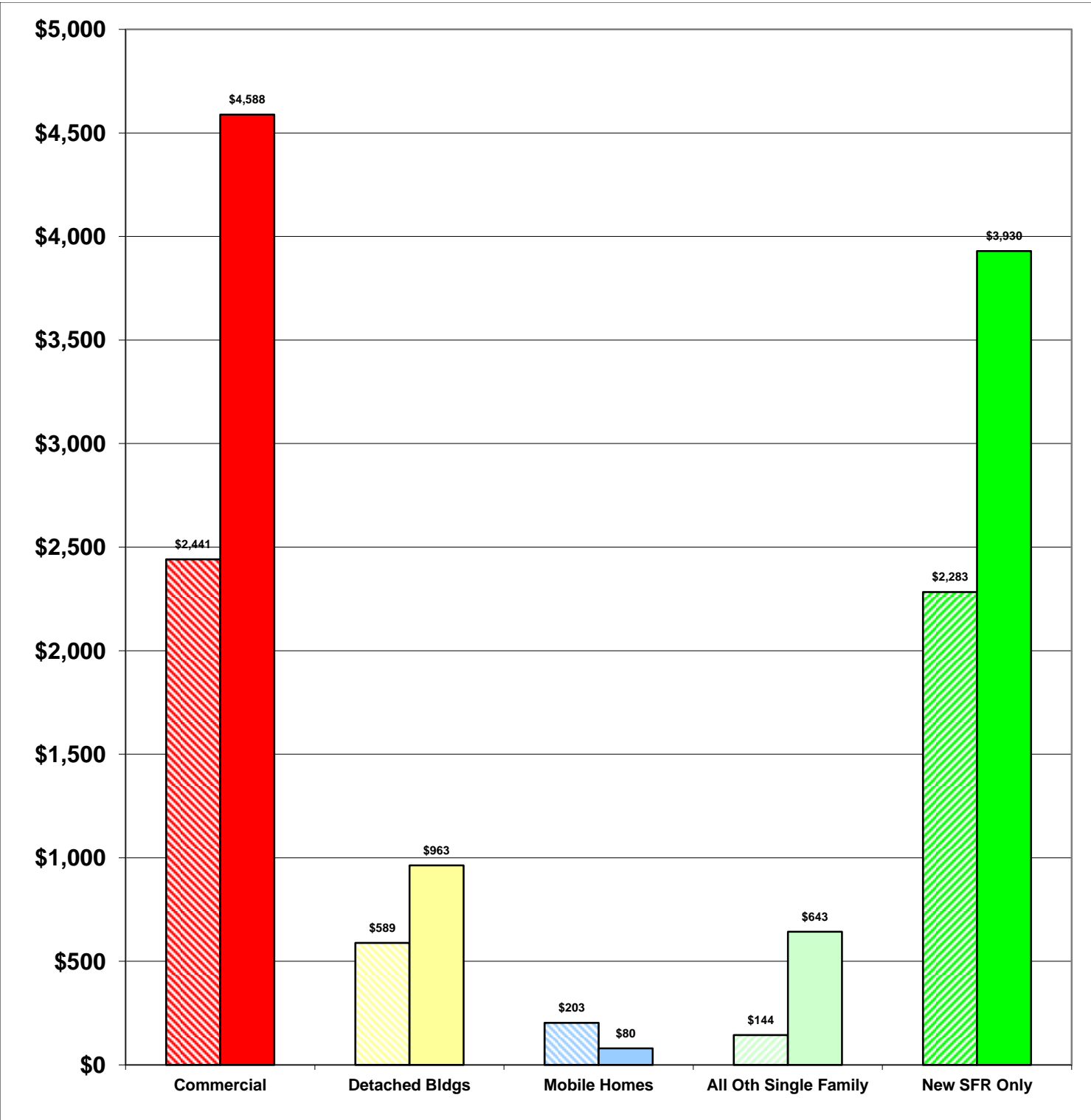
**2012 \$5,660
 2013 \$10,204**

80%

Total Increase

Stripe = 2012 Solid = 2013

Year to Date Valuation Report
 February-13





BLDG PERMITS ISSUED

February

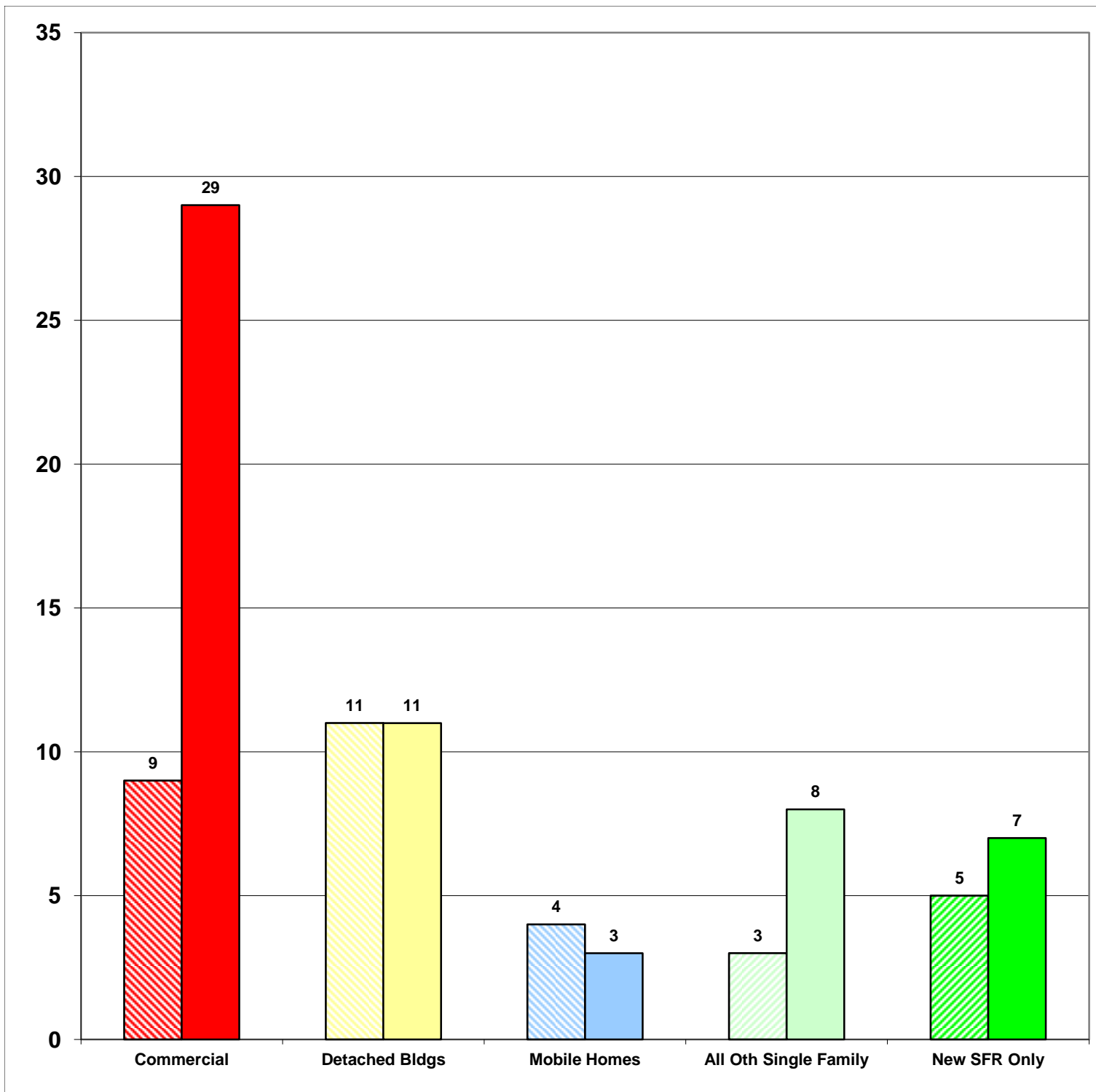
Comparing
2012 to 2013

Feb-12	32
Feb-13	58

81%
Total Increase

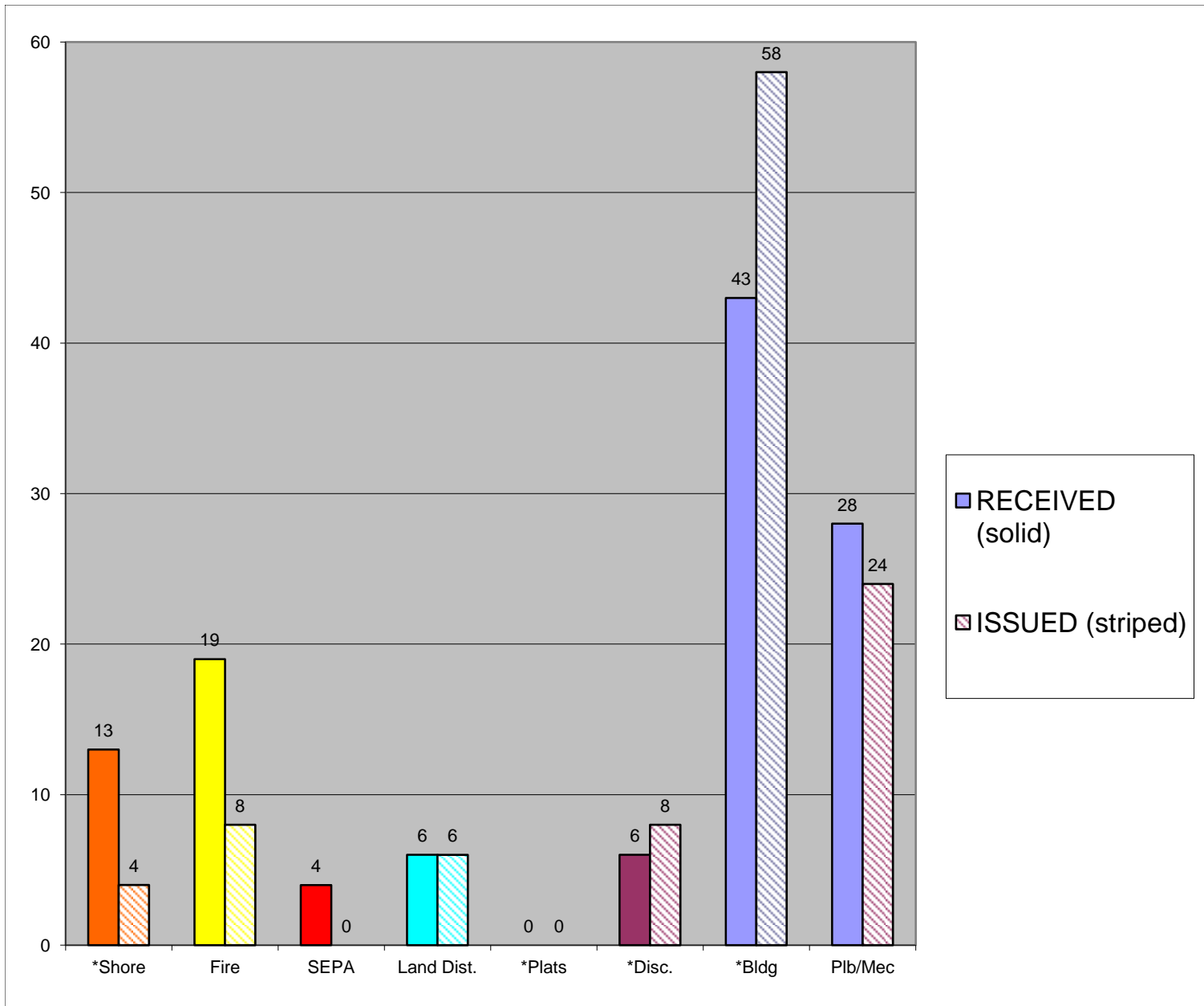
Stripe = 2012 Solid = 2013

Monthly Report
February-13





**CASES
 RECEIVED
 and
 ISSUED
 February**



Stripe = Issued
 Solid = Received

Monthly Permit Report
 February-13

*Shore = SHC, SHR, SHV, SHX
 *Plats = LSS, SSS, BSP, PUD, MDP
 *Disc = ADM, APL, CUP, NON, VAR
 *Bldg = COM, DET, MOB, SFR



YEAR TO DATE

**BLDG PERMITS
 ISSUED**

JAN - FEB

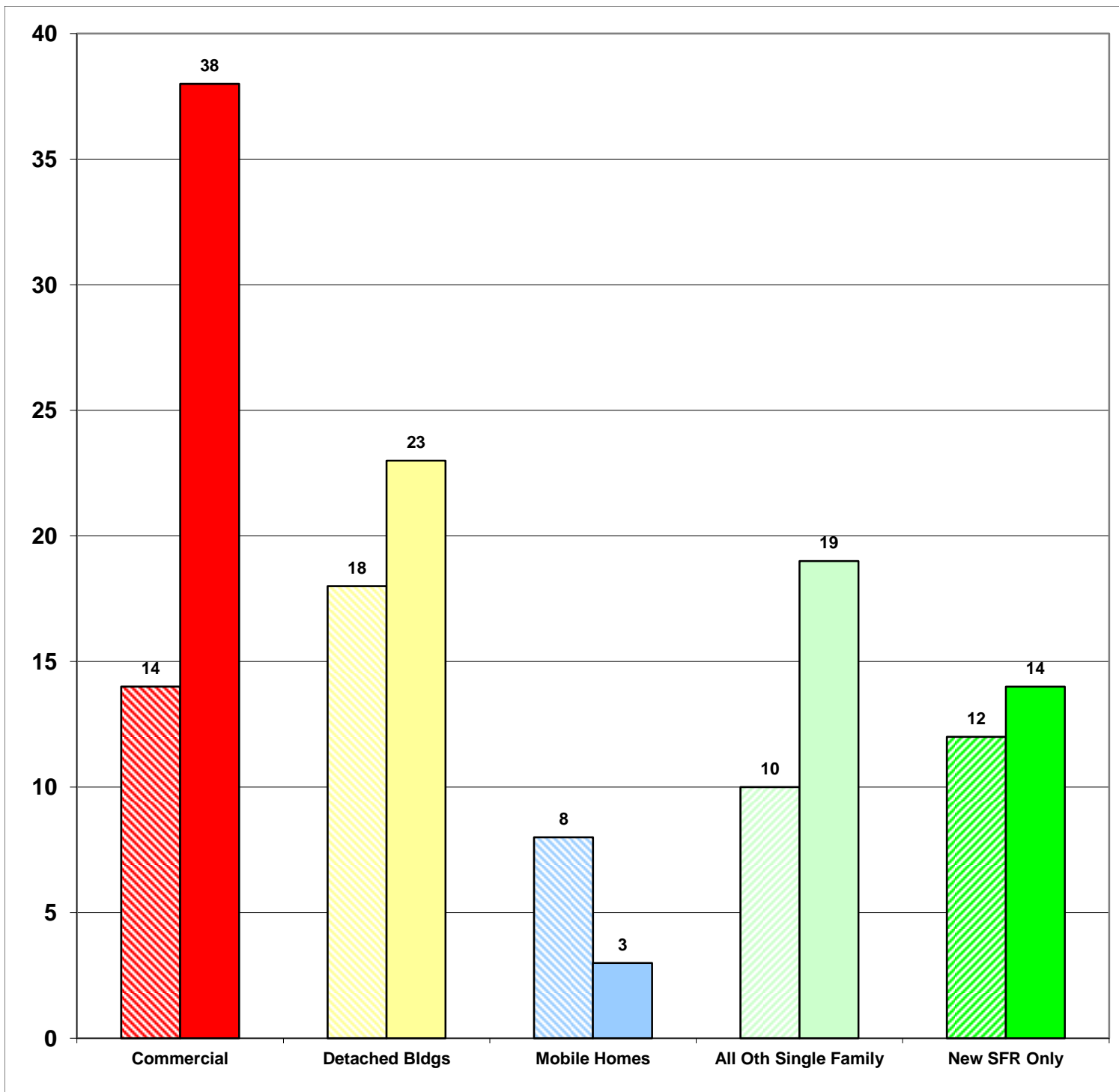
**Comparing
 2012 to 2013**

**2012 62
 2013 97**

**56%
 Total Increase**

Stripe = 09 Solid = 10

Year to Date Report
 February-13





YEAR TO DATE

**BLDG PERMITS
APPLIED FOR**

JAN - FEB

**Comparing
2012 to 2013**

2012 104

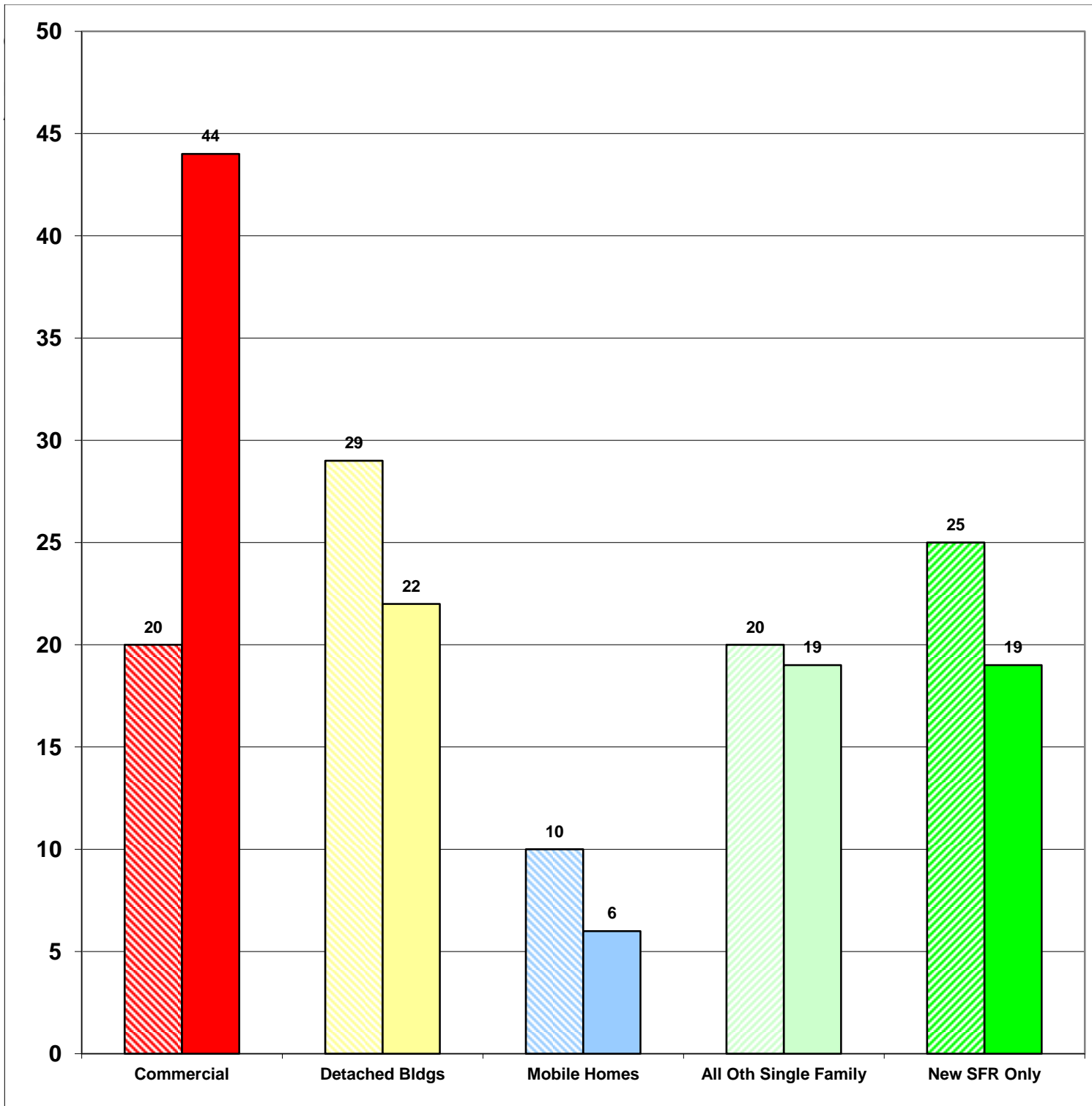
2013 110

6%

Total Increase

Stripe = 2012 Solid = 2013

**Year to Date Report
February-13**





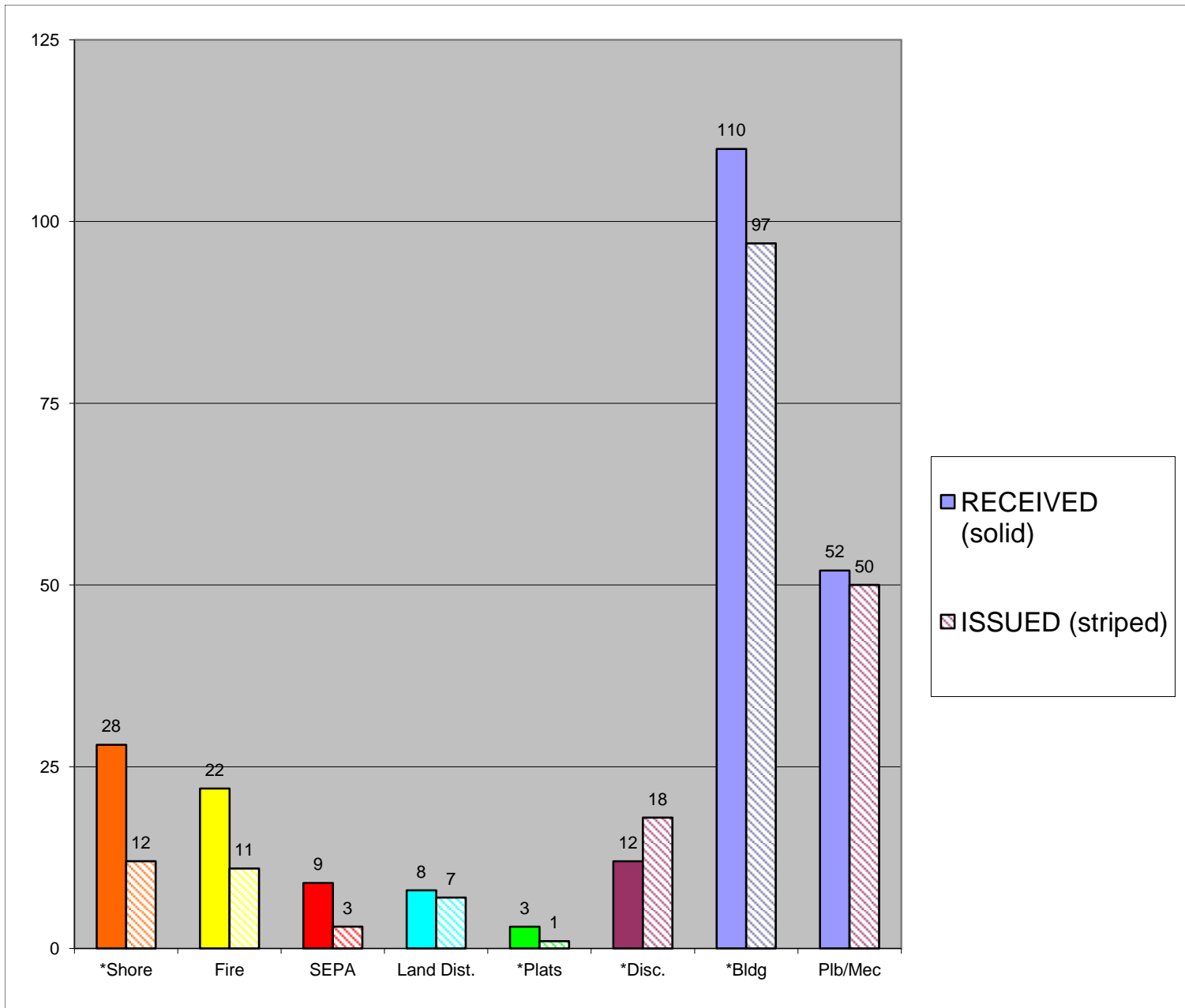
YEAR TO DATE

**CASES
RECEIVED
and
ISSUED**

JAN - FEB

Stripe = Issued
Solid = Received

Year to Date Report
February-13



- *Shore = SHC, SHR, SHV, SHX
- *Plats = LSS, SSS, BSP, PUD, MDP
- *Disc = ADM, APL, CUP, NON, VAR
- *Bldg = COM, DET, MOB, SFR