

# Permit Activity, February 14

## WHATCOM COUNTY PLANNING & DEVELOPMENT 2014 February



CURRENT MONTH		
SINGLE FAMILY RESIDENCES	ISSUED	VALUATION
NEW - RESIDENTIAL	14	3,439,637
NEW - DUPLEX	1	424,960
ADDITION/REMODEL	7	726,225
CONVERT TO LIVING		
DEMOLITION (SINGLE FAMILY)	2	9,500
MOVE TO SITE		
REPLACE/REPAIR		
RE-ROOF / SIDE ONLY	1	72,297
<b>TOTAL</b>	<b>25</b>	<b>\$4,672,619.00</b>

MOBILE HOMES	ISSUED	VALUATION
NEW - MOBILE HOME	1	59,543
ADDITION TO MOB		
CONVERT TO STORAGE		
REPLACEMENT	3	43,896
TEMP MOBILE		
<b>TOTAL</b>	<b>4</b>	<b>\$103,439.00</b>

DETACHED BUILDINGS	ISSUED	VALUATION
NEW - AG BARN / STORAGE	2	82,420
NEW - GARAGE		
NEW - OTHER TYPE BLDGS	1	8,700
NEW - OTHER TYPE STRUCTURES	1	23,979
NEW - STORAGE	2	17,712
ADDITION / REMODEL	1	18,486
CONVERT TO OTHER		
DEMOLITION (DETACHED)	2	13,000
MOVE TO SITE		
REPLACE / REPAIR	2	70,520
RE-ROOF ONLY		
<b>TOTAL</b>	<b>11</b>	<b>\$234,817.00</b>

COMMERCIAL	ISSUED	VALUATION
NEW - 3 - 4 UNIT APARTMENTS		
NEW - 5 + UNIT APARTMENTS		
NEW - AIRPORT FACILITIES		
NEW - AMUSEMENT, SOCIAL, REC		
NEW - CHURCHES & OTH RELIGIOUS		
NEW - FIRE STATIONS / MEDIC ONE		
NEW - HOSPITALS / INSTITUTIONAL		
NEW - HOTEL / MOTEL / TOUR. CAB		
NEW - INDUSTRIAL		
NEW - MIXED USE		
NEW - OFFICE, BANKS, PROF		
NEW - OTHER PORTABLES		
NEW - OTHER TYPE BLDGS	2	70,500
NEW - OTHER TYPE STRUCTURES	6	227,280
NEW - PORTABLE CLASSROOM		
NEW - PUBLIC WORKS & UTILITY		
NEW - SCHOOLS & OTHER ED		
NEW - STORAGE BLDGS		
NEW - STORES & CUSTOMER SERV		
NEW - WAREHOUSE	1	714,128
ADDITION / REMODEL	3	502,192
CHANGE OF USE / TEN IMPROV / OCC	7	320,000
CONVERT		
DEMOLITION (COMMERCIAL)		
MOVE TO SITE		
REPLACE / REPAIR	2	32,272
RE-ROOF ONLY		
<b>TOTAL</b>	<b>21</b>	<b>\$1,866,372.39</b>

MONTHLY TOTAL	
ISSUED	VALUATION
61	\$6,877,247.39

SFR

YEAR TO DATE	
ISSUED	VALUATION
20	4,840,527
1	424,960
13	914,211
3	12,700
3	622,581
<b>40</b>	<b>\$6,814,979.00</b>

MOB

ISSUED	VALUATION
2	59,543
2	71,920
<b>4</b>	<b>\$131,463.00</b>

DET

ISSUED	VALUATION
2	125,400
3	157,390
1	8,700
1	23,979
5	88,656
2	82,486
3	16,000
3	77,864
<b>20</b>	<b>\$580,475.00</b>

COM

ISSUED	VALUATION
2	11,541,600
2	70,500
13	2,068,994
1	714,128
5	530,403
10	325,000
2	32,272
1	10,465
<b>36</b>	<b>\$15,293,362.39</b>

YEARLY TOTAL	
ISSUED	VALUATION
100	\$22,820,279.39



**YEAR TO DATE**

**BLDG PERMITS  
 VALUATION**

in thousands

**February**

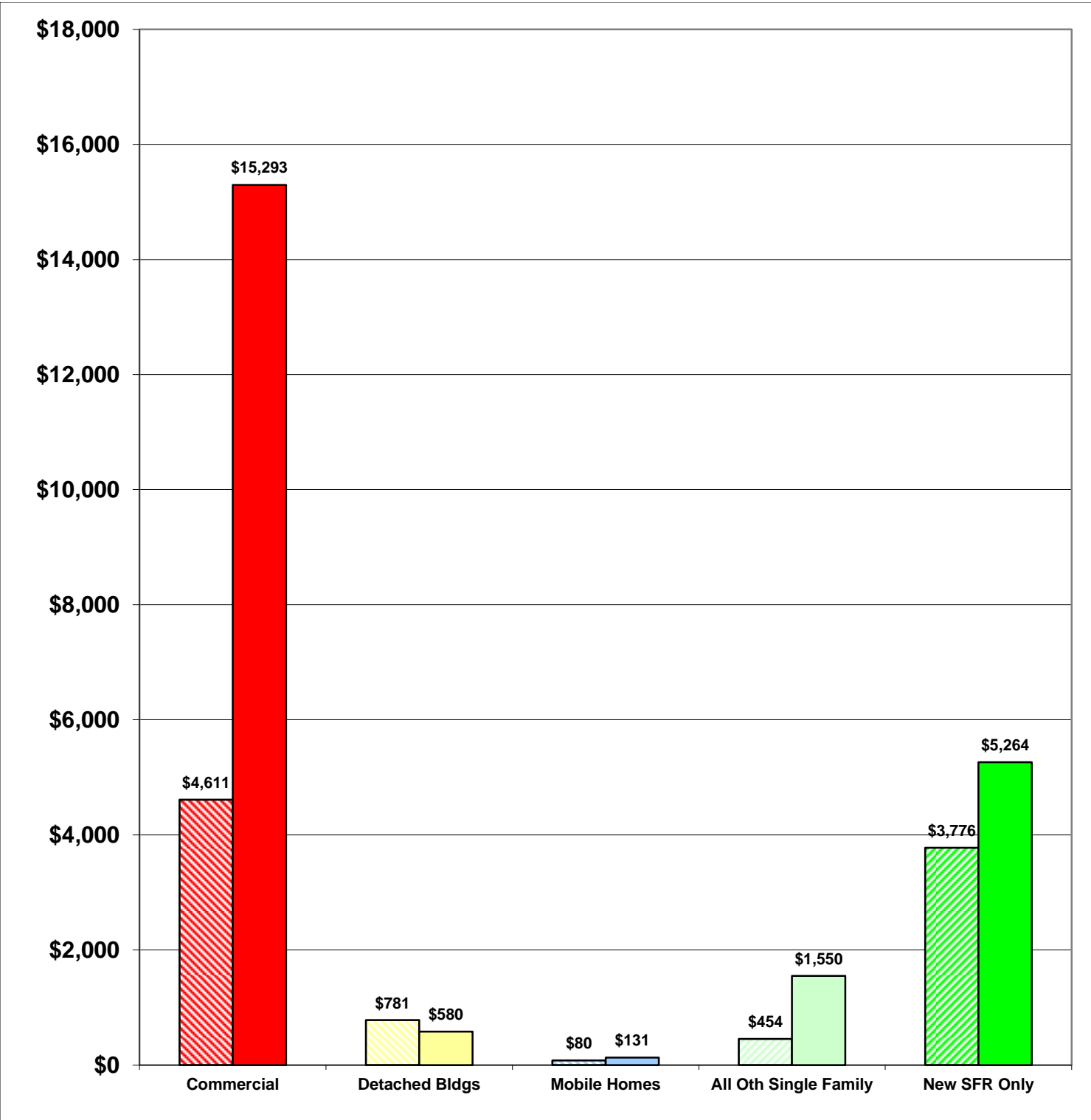
**Comparing  
 2013 to 2014**

**2013     \$9,702**  
**2014     \$22,818**

**135%  
 Total Increase**

Stripe = 2013    Solid = 2014

Year to Date Valuation Report  
 February-14





## BLDG PERMITS ISSUED

February

Comparing  
2013 to 2014

Feb-13 92

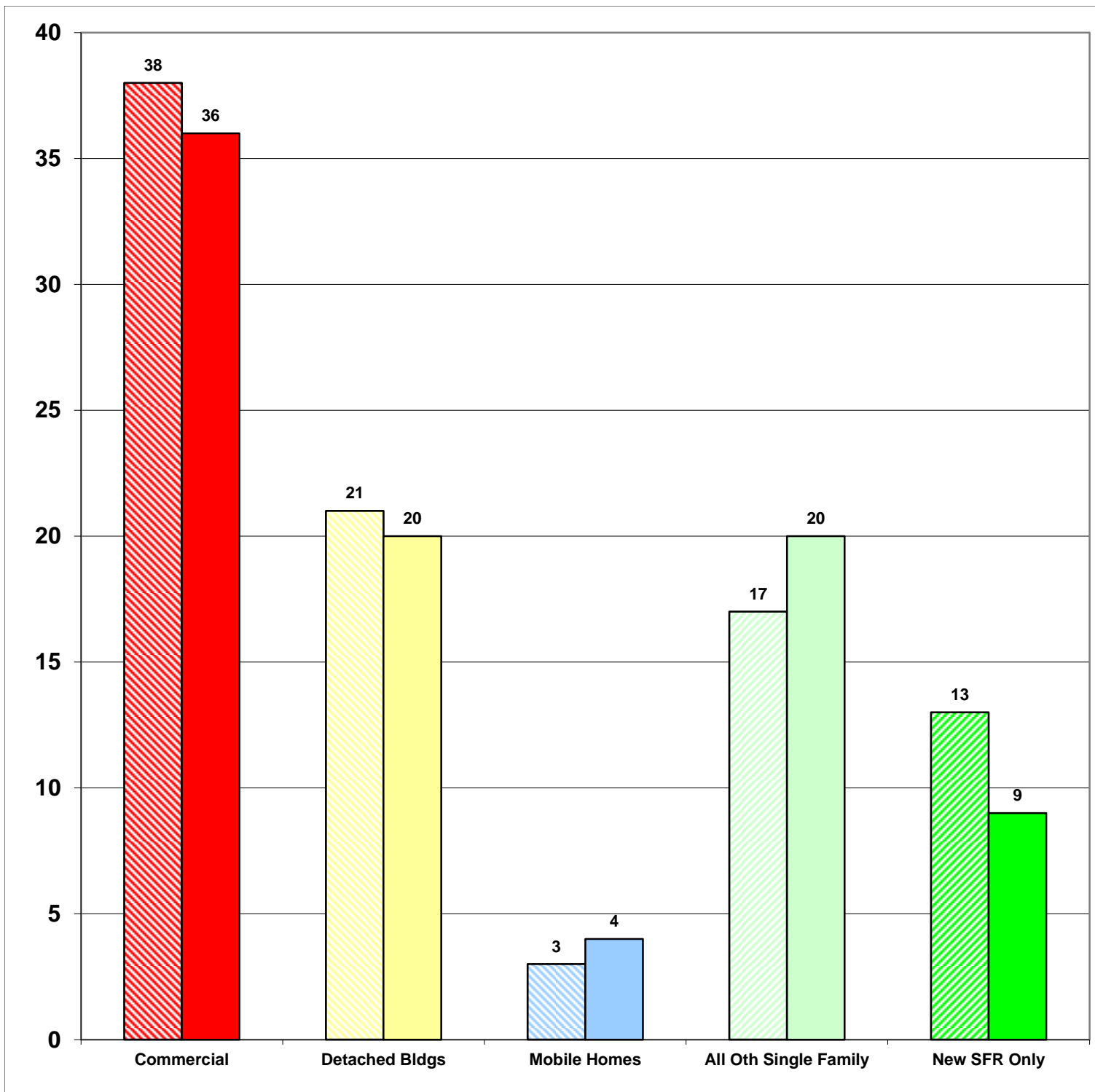
Feb-14 89

-3%

Total Increase

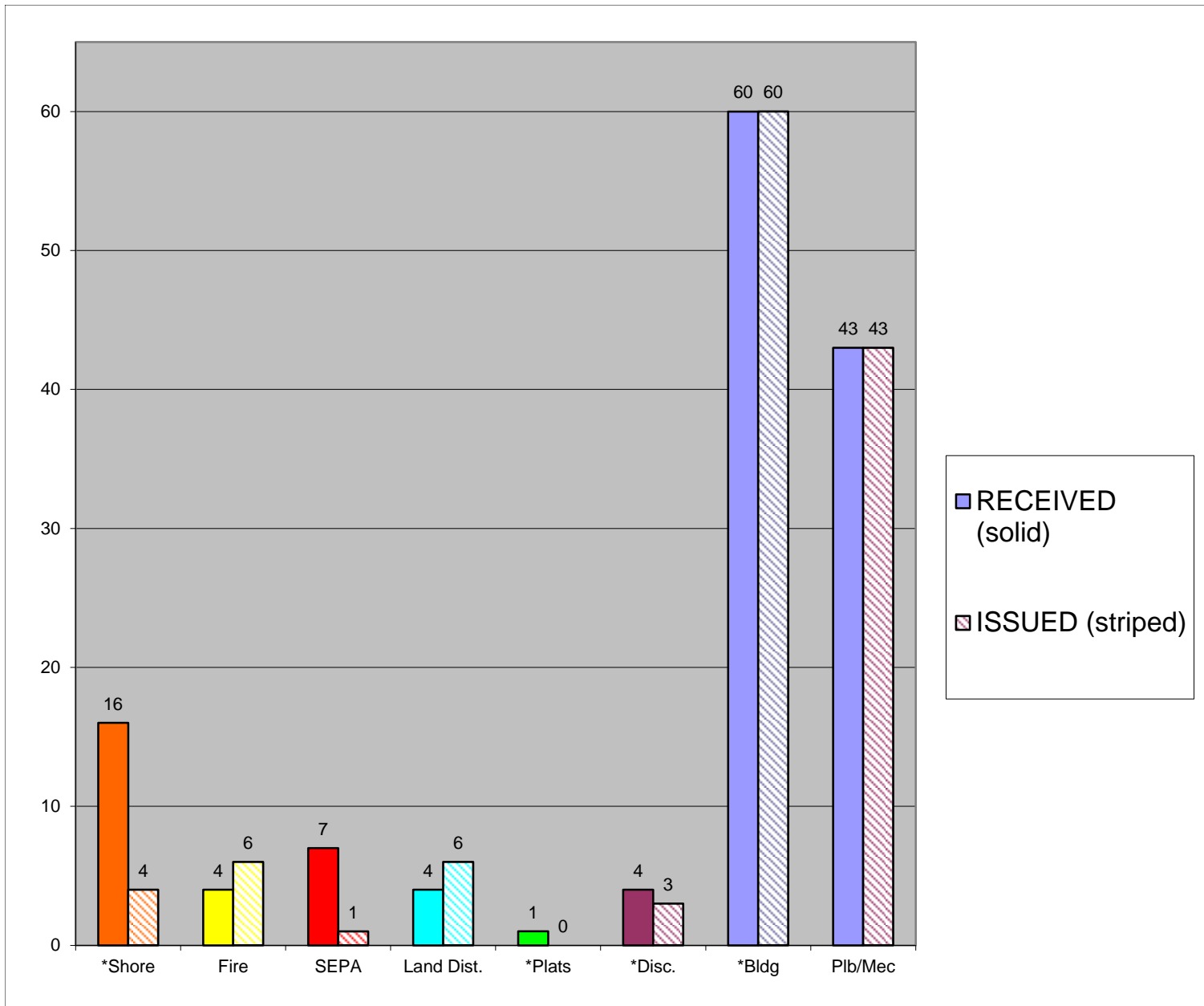
Stripe = 2013 Solid = 2014

Monthly Report  
February-14





**CASES  
 RECEIVED  
 and  
 ISSUED  
 2013 to 2014  
 February**



Stripe = Issued  
 Solid = Received

Monthly Permit Report  
 February-14

\*Shore = SHC, SHR, SHV, SHX  
 \*Plats = LSS, SSS, BSP, PUD, MDP  
 \*Disc = ADM, APL, CUP, NON, VAR  
 \*Bldg = COM, DET, MOB, SFR



**YEAR TO DATE**

**BLDG PERMITS  
ISSUED**

**JAN - DEC**

**Comparing  
2013 to 2014**

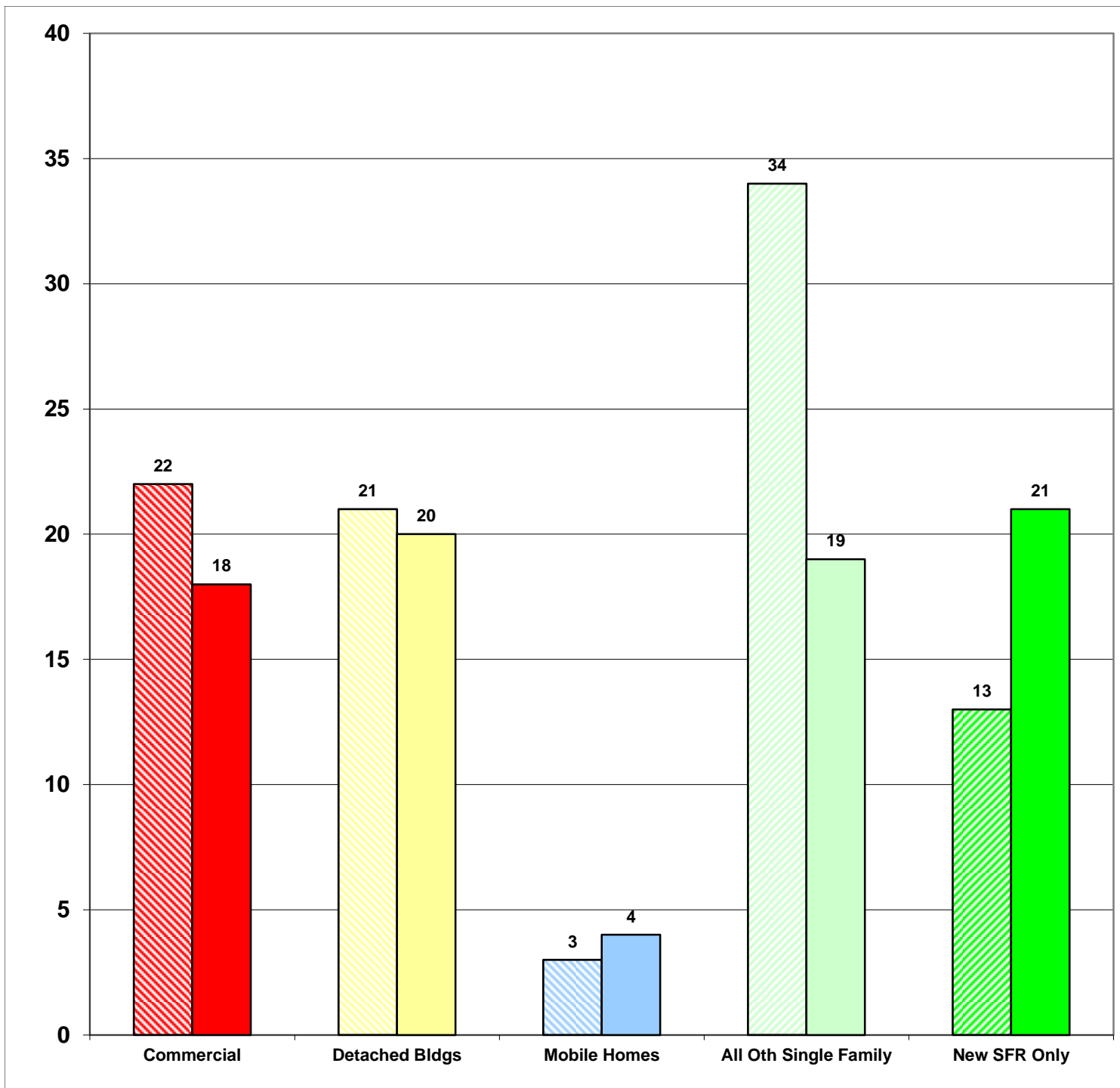
**2013      93  
2014      82**

**-12%**

**Total Increase**

**Stripe = 2013    Solid = 2014**

Year to Date Report  
February-14





**YEAR TO DATE**

**BLDG PERMITS  
APPLIED FOR**

**JAN - DEC**

**Comparing  
2013 to 2014**

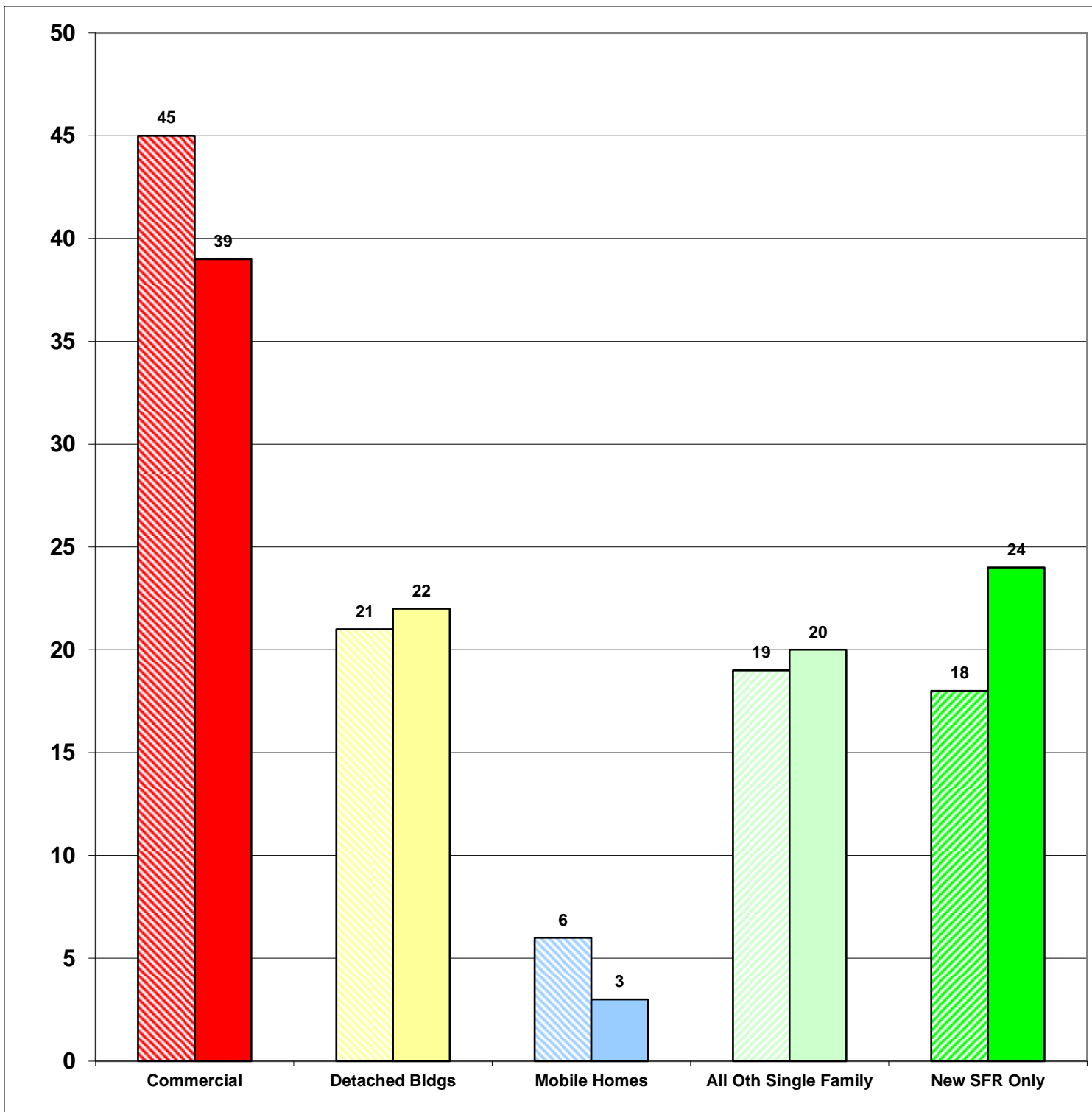
<b>2013</b>	<b>109</b>
<b>2014</b>	<b>108</b>

**-1%**

**Total Increase**

**Stripe = 2013    Solid = 2014**

Year to Date Report  
February-14





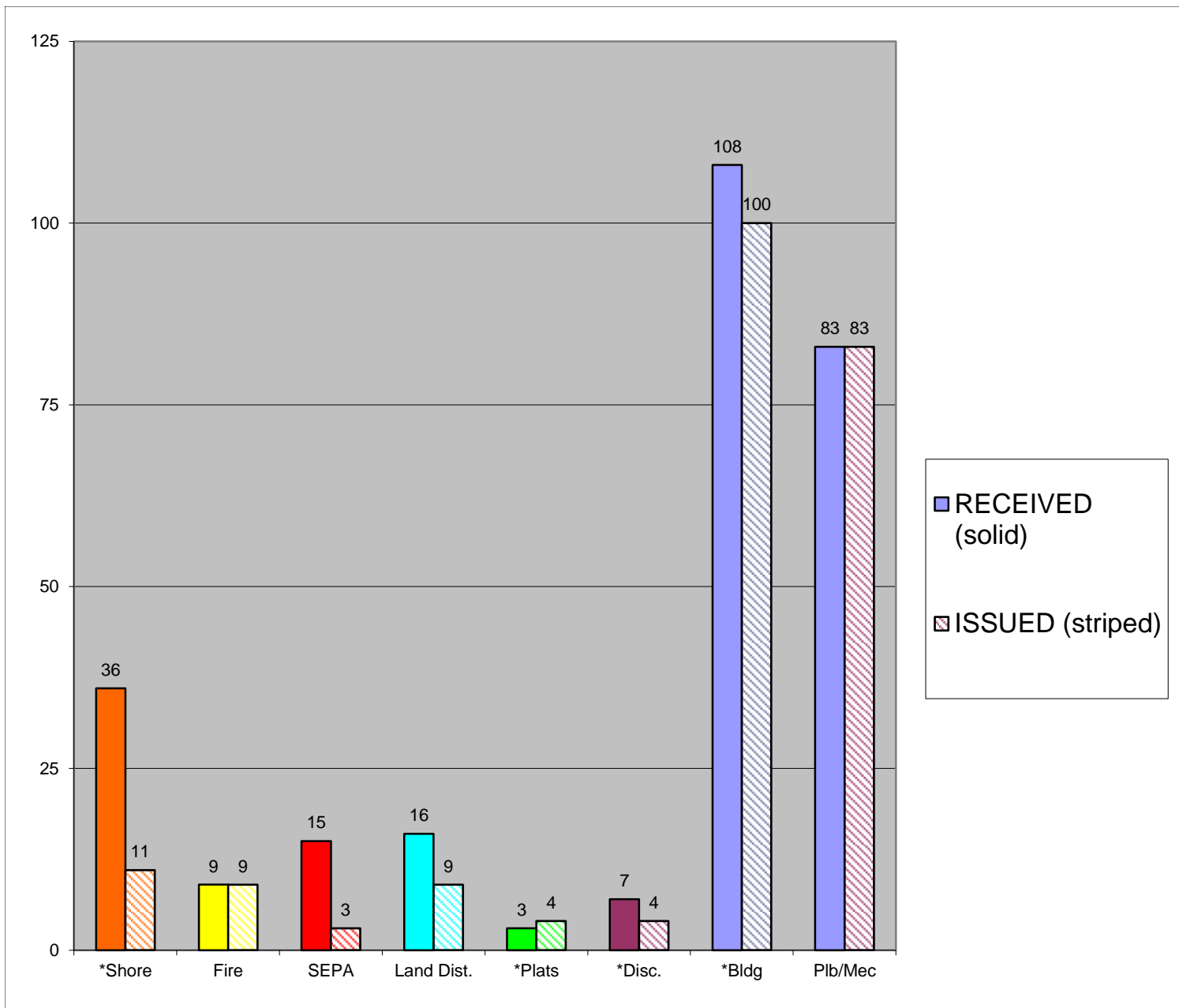
**YEAR TO DATE**

**CASES  
 RECEIVED  
 and  
 ISSUED**

**JAN - DEC**

**Stripe = Issued**  
**Solid = Received**

Year to Date Report  
 February-14



\*Shore = SHC, SHR, SHV, SHX  
 \*Plats = LSS, SSS, BSP, PUD, MDP  
 \*Disc = ADM, APL, CUP, NON, VAR  
 \*Bldg = COM, DET, MOB, SFR