

Permit Activity, Jan 08

WHATCOM COUNTY PLANNING & DEVELOPMENT 2008 JANUARY



CURRENT MONTH		
SINGLE FAMILY RESIDENCES	ISSUED	VALUATION
NEW - RESIDENTIAL	9	1,845,519
NEW - DUPLEX		
ADDITION/REMODEL	16	502,169
CONVERT TO LIVING		
DEMOLITION (SINGLE FAMILY)	1	6,510
MOVE TO SITE		
REPLACE/REPAIR	3	117,630
RE-ROOF / SIDE ONLY		
TOTAL	29	\$2,471,828.00

SFR

YEAR TO DATE	
ISSUED	VALUATION
9	1,845,519
16	502,169
1	6,510
3	117,630
29	\$2,471,828.00

MOBILE HOMES	ISSUED	VALUATION
NEW - MOBILE HOME	3	91,828
ADDITION TO MOB		
CONVERT TO STORAGE		
REPLACEMENT	2	53,850
TEMP MOBILE		
TOTAL	5	\$145,678.00

MOB

ISSUED	VALUATION
3	91,828
2	53,850
5	\$145,678.00

DETACHED BUILDINGS	ISSUED	VALUATION
NEW - AG BARN / STORAGE	5	168,090
NEW - GARAGE	8	162,843
NEW - OTHER TYPE BLDG	2	24,057
NEW - OTHER TYPE STRUCTURES		
NEW - STORAGE	2	39,000
ADDITION / REMODEL	1	13,200
CONVERT TO OTHER		
DEMOLITION (DETACHED)	1	5,000
MOVE TO SITE		
REPLACE / REPAIR		
RE-ROOF ONLY		
TOTAL	19	\$412,190.00

DET

ISSUED	VALUATION
5	168,090
8	162,843
2	24,057
2	39,000
1	13,200
1	5,000
19	\$412,190.00

COMMERCIAL	ISSUED	VALUATION
NEW - 3 - 4 UNIT APARTMENTS		
NEW - 5 + UNIT APARTMENTS	1	832,216
NEW - AIRPORT FACILITIES		
NEW - AMUSEMENT, SOCIAL, REC		
NEW - CHURCHES & OTH RELIGIOUS		
NEW - FIRE STATIONS / MEDIC ONE		
NEW - HOSPITALS / INSTITUTIONAL		
NEW - HOTEL / MOTEL / TOUR. CAB		
NEW - INDUSTRIAL		
NEW - MIXED USE		
NEW - OFFICE, BANKS, PROF		
NEW - OTHER PORTABLES		
NEW - OTHER TYPE BLDGS		
NEW - OTHER TYPE STRUCTURES	4	973,019
NEW - PORTABLE CLASSROOM		
NEW - PUBLIC WORKS & UTILITY		
NEW - SCHOOLS & OTHER ED		
NEW - STORAGE BLDGS	1	42,945
NEW - STORES & CUSTOMER SERV	1	11,189
NEW - WAREHOUSE		
ADDITION / REMODEL	1	30,000
CHANGE OF USE / TEN IMPROV / OCC	1	20,000
CONVERT		
DEMOLITION (COMMERCIAL)		
MOVE TO SITE		
REPLACE / REPAIR		
RE-ROOF ONLY		
TOTAL	9	\$1,909,369.00

COM

ISSUED	VALUATION
1	832,216
4	973,019
1	42,945
1	11,189
1	30,000
1	20,000
9	\$1,909,369.00

MONTHLY TOTAL

ISSUED	VALUATION
62	\$4,939,065.00

YEARLY TOTAL

ISSUED	VALUATION
62	\$4,939,065.00



YEAR TO DATE

**BLDG PERMITS
 VALUATION**

in thousands

JANUARY

**Comparing
 2007 to 2008**

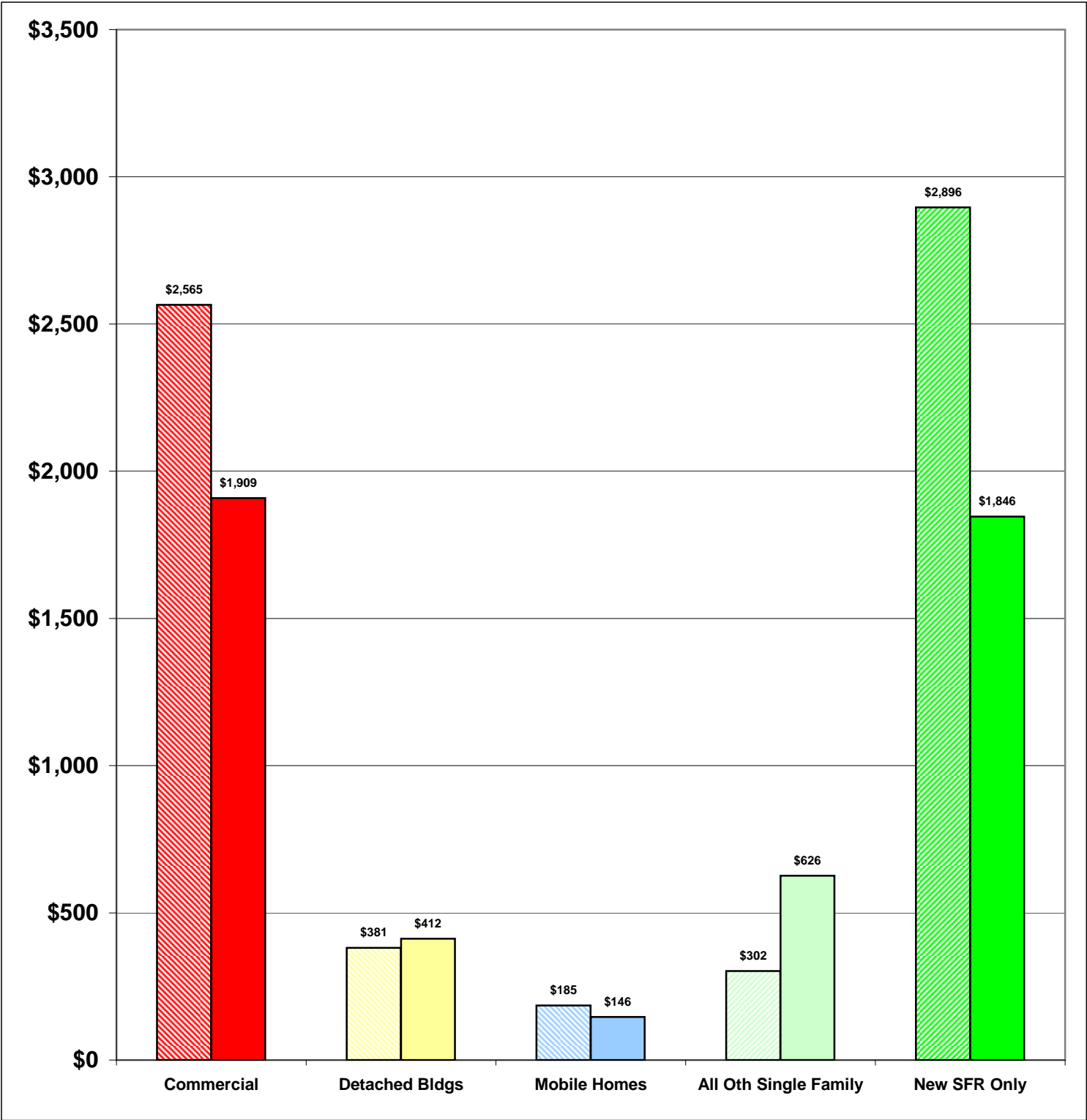
**2007 \$6,329
 2008 \$4,939**

-22%

Total Increase

Stripe = 07 Solid = 08

Year to Date Valuation Report
 January-08





BLDG PERMITS ISSUED

JANUARY

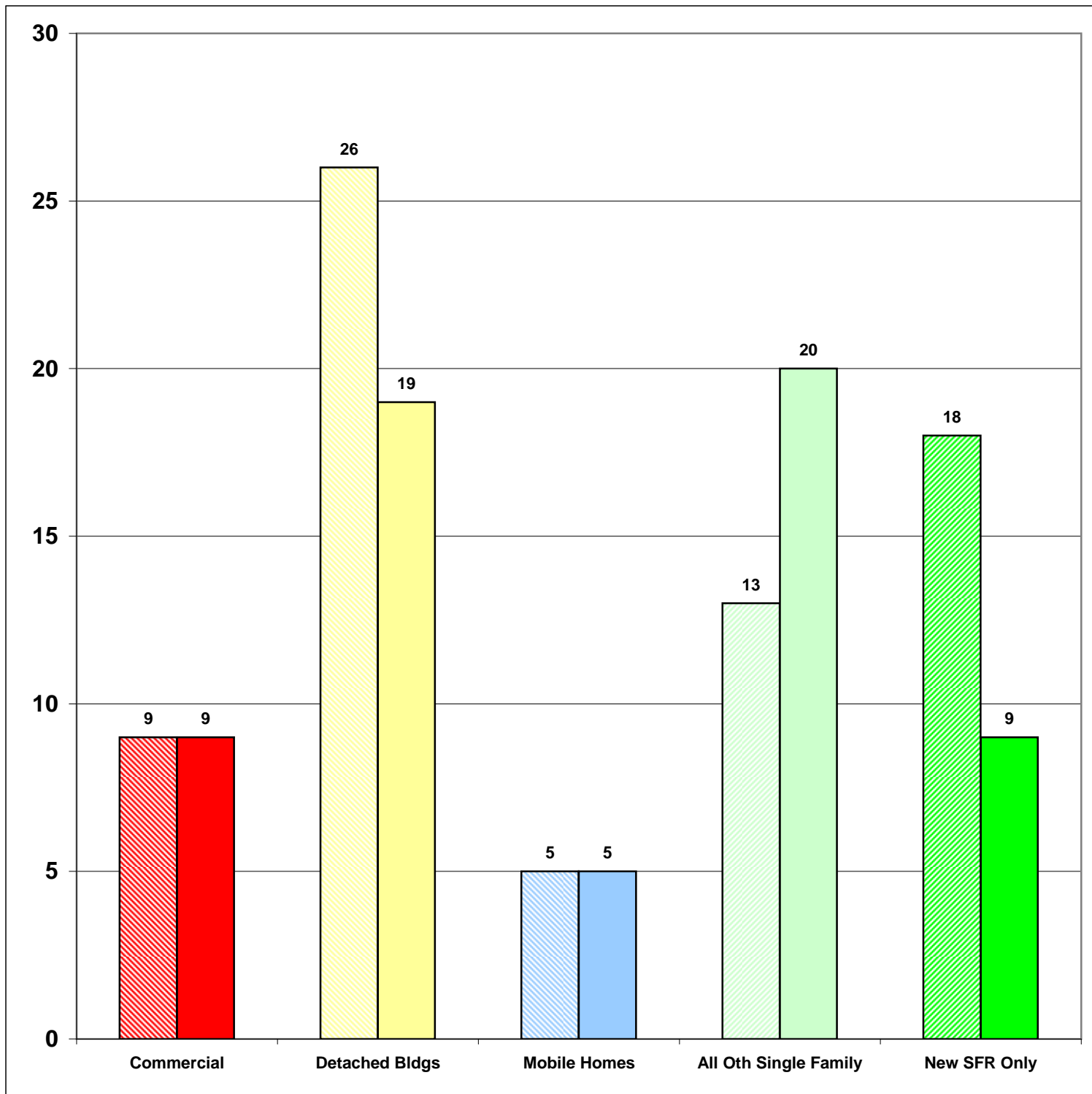
Comparing
2007 to 2008

Jan-07	71
Jan-08	62

-13%
Total Increase

Stripe = 07 Solid = 08

Monthly Report
January-08



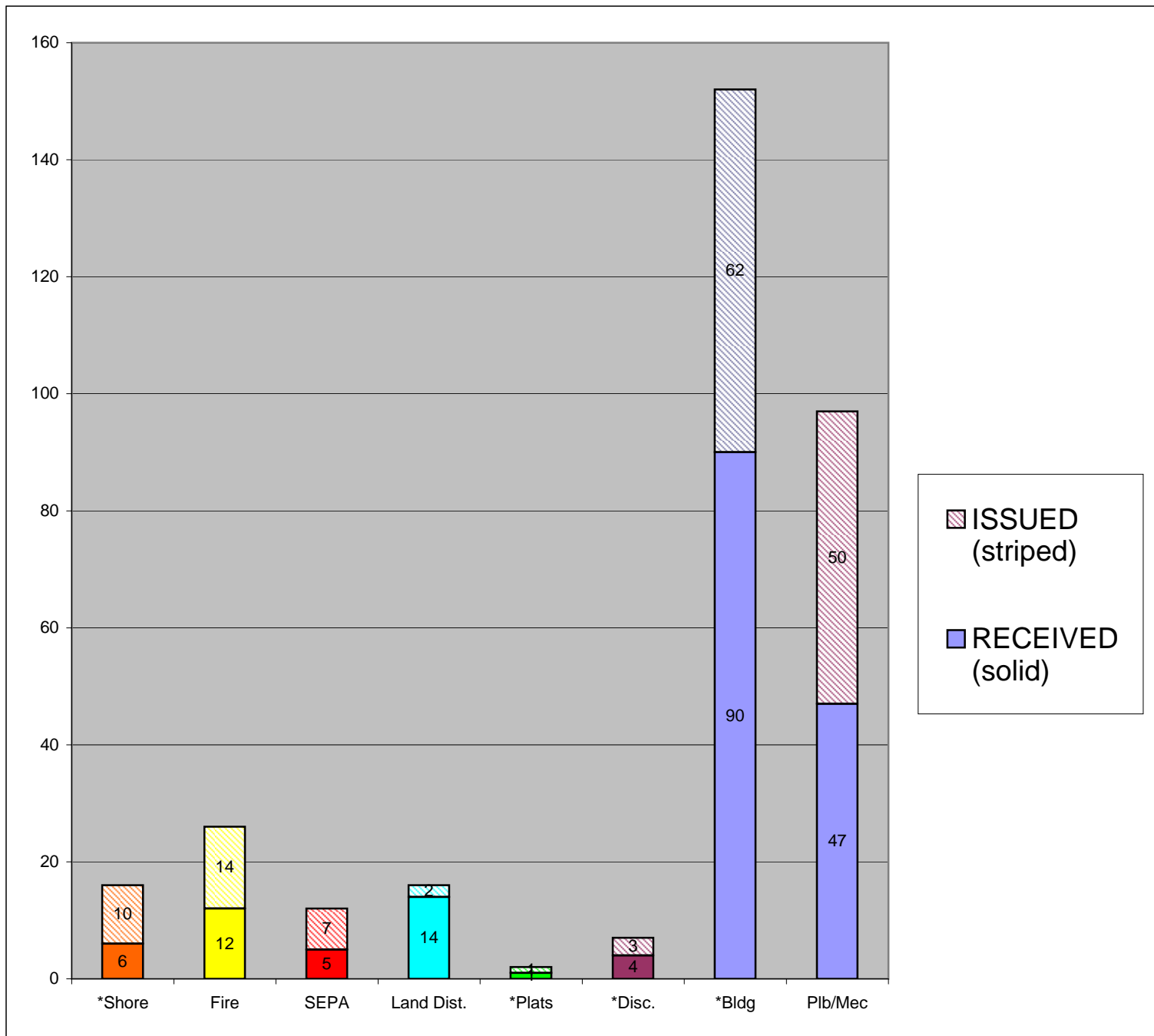


**CASES
RECEIVED
and
ISSUED**

JANUARY

Stripe = Issued
Solid = Received

Monthly Permit Report
January-08



*Shore = SHC, SHR, SHV, SHX
 *Plats = LSS, SSS, BSP, PUD, MDP
 *Disc = ADM, APL, CUP, NON, VAR
 *Bldg = COM, DET, MOB, SFR



YEAR TO DATE

**BLDG PERMITS
ISSUED**

JAN - JAN

**Comparing
2007 to 2008**

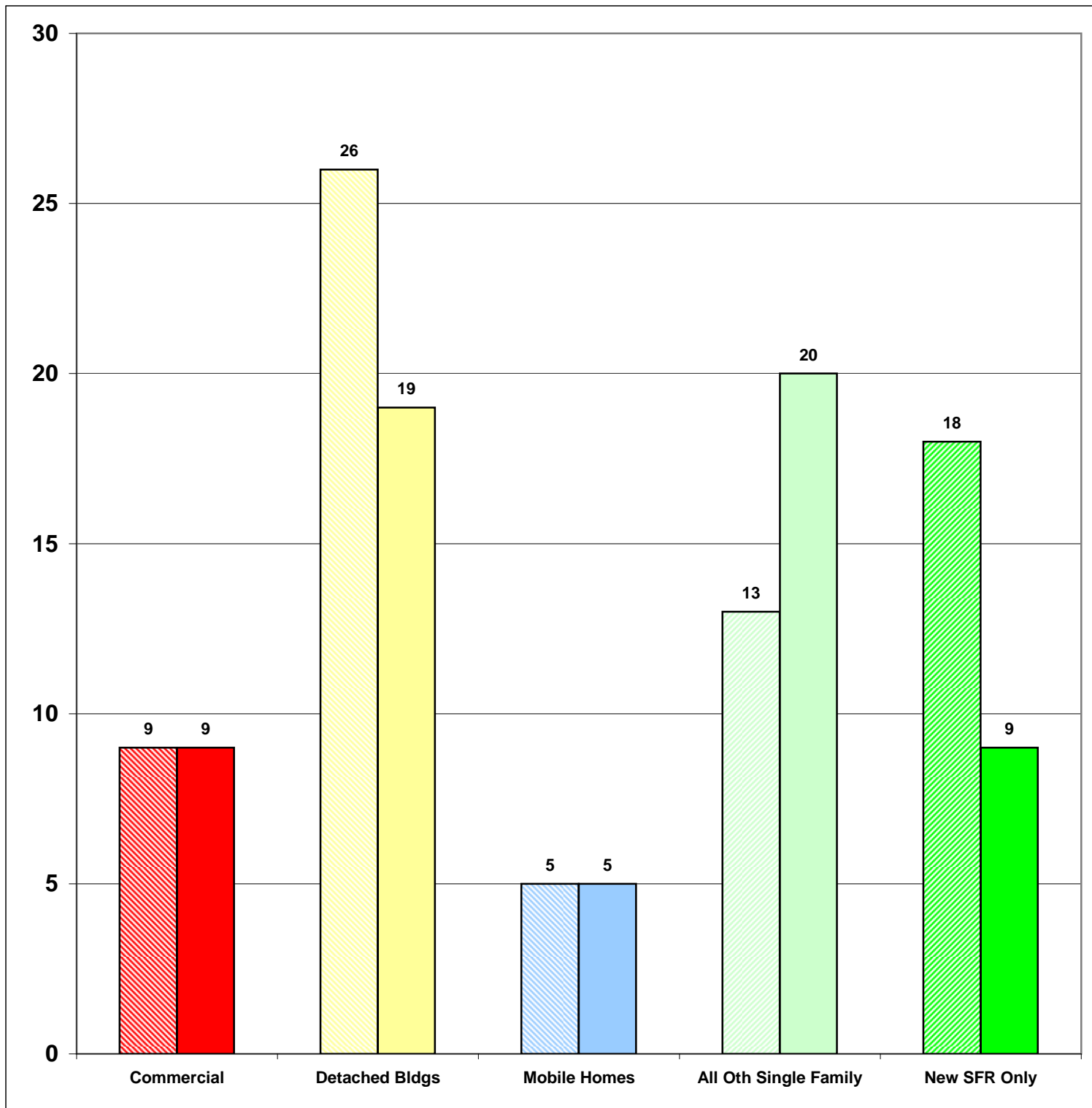
2007	71
2008	62

-13%

Total Increase

Stripe = 07 Solid = 08

Year to Date Report
January-08





YEAR TO DATE

**BLDG PERMITS
 APPLIED FOR**

JAN - JAN

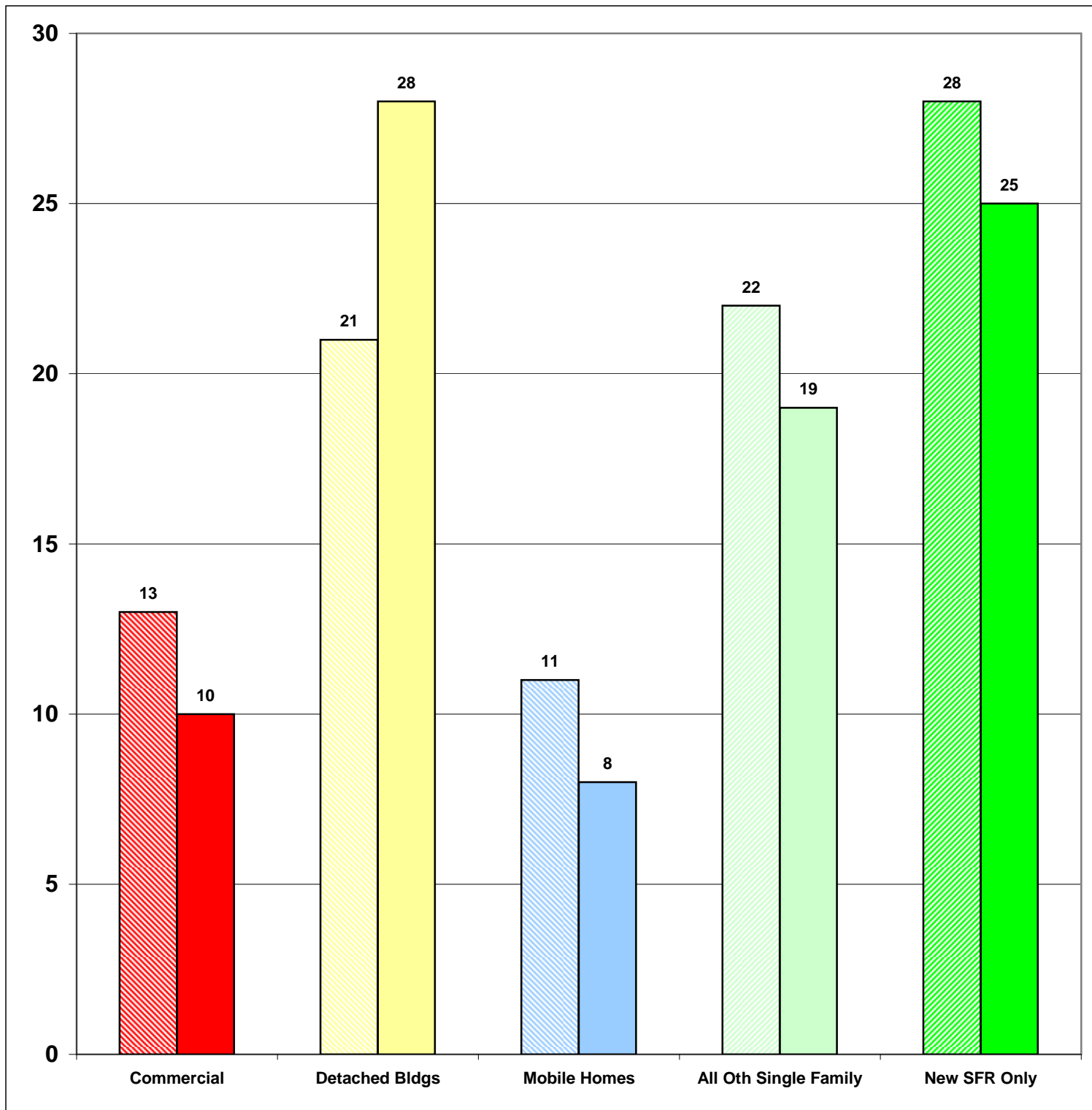
**Comparing
 2007 to 2008**

2007	95
2008	90

**-5%
 Total Increase**

Stripe = 07 Solid = 08

Year to Date Report
 January-08





YEAR TO DATE

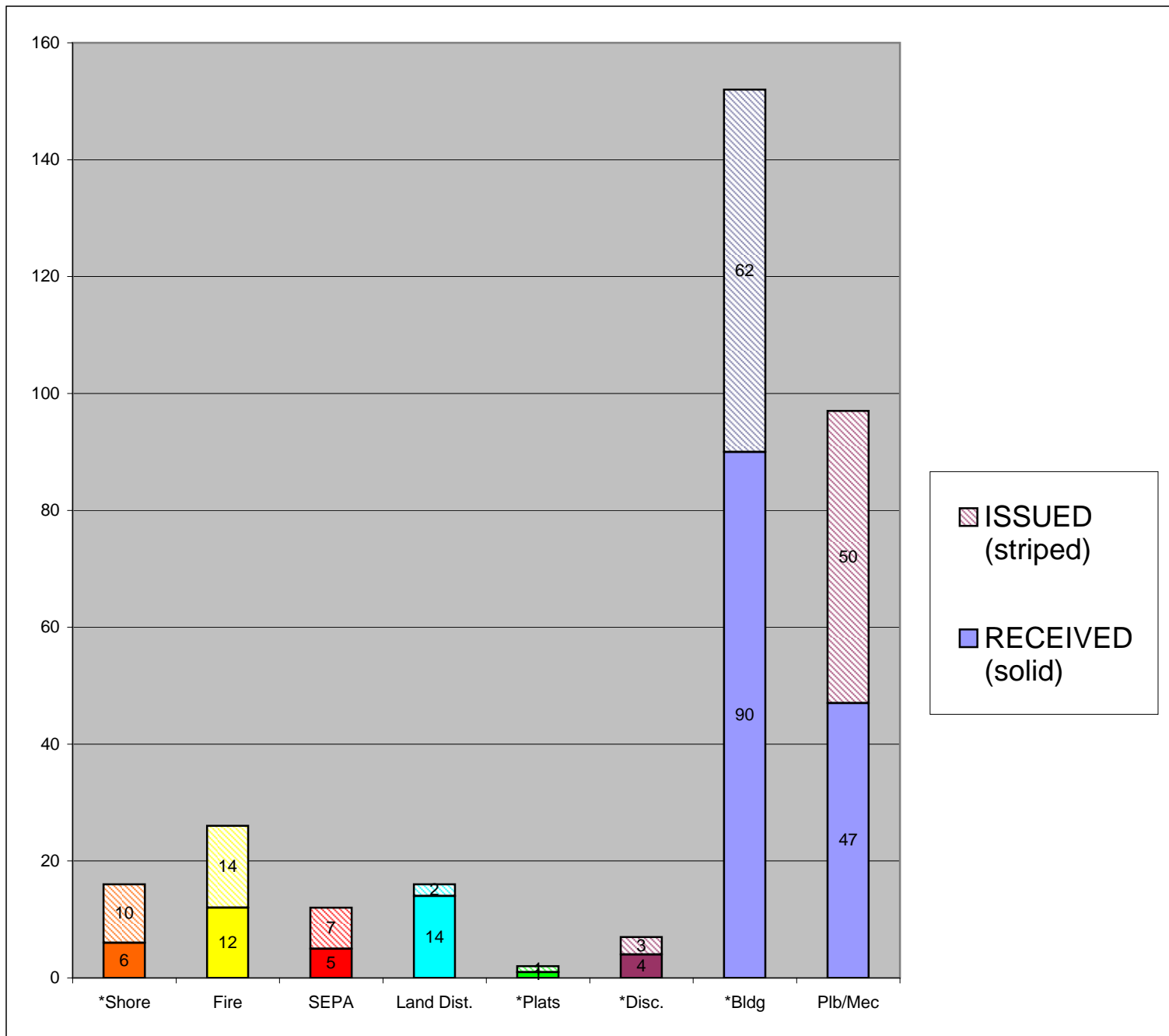
CASES

**RECEIVED
 and
 ISSUED**

JAN - JAN

Stripe = Issued
Solid = Received

Year to Date Report
 January-08



*Shore = SHC, SHR, SHV, SHX
 *Plats = LSS, SSS, BSP, PUD, MDP
 *Disc = ADM, APL, CUP, NON, VAR
 *Bldg = COM, DET, MOB, SFR