

# Permit Activity, January 10

WHATCOM COUNTY PLANNING & DEVELOPMENT  
2010 January



CURRENT MONTH		
SINGLE FAMILY RESIDENCES	ISSUED	VALUATION
NEW - RESIDENTIAL	7	1,469,118
NEW - DUPLEX		
ADDITION/REMODEL	8	411,900
CONVERT TO LIVING		
DEMOLITION (SINGLE FAMILY)		
MOVE TO SITE		
REPLACE/REPAIR	1	20,000
RE-ROOF / SIDE ONLY		
<b>TOTAL</b>	<b>16</b>	<b>\$1,901,018.00</b>

YEAR TO DATE	
ISSUED	VALUATION
7	1,469,118
8	411,900
1	20,000
<b>16</b>	<b>\$1,901,018.00</b>

MOBILE HOMES	ISSUED	VALUATION
NEW - MOBILE HOME		
ADDITION TO MOB		
CONVERT TO STORAGE		
REPLACEMENT	3	78,501
TEMP MOBILE		
<b>TOTAL</b>	<b>3</b>	<b>\$78,501.00</b>

ISSUED	VALUATION
3	78,501
<b>3</b>	<b>\$78,501.00</b>

DETACHED BUILDINGS	ISSUED	VALUATION
NEW - AG BARN / STORAGE	7	198,120
NEW - GARAGE	3	50,250
NEW - OTHER TYPE BLDG	2	14,520
NEW - OTHER TYPE STRUCTURES	2	79,320
NEW - STORAGE		
ADDITION / REMODEL	6	251,500
CONVERT TO OTHER		
DEMOLITION (DETACHED)	1	10,000
MOVE TO SITE		
REPLACE / REPAIR		
RE-ROOF ONLY		
<b>TOTAL</b>	<b>21</b>	<b>\$603,710.00</b>

ISSUED	VALUATION
7	198,120
3	50,250
2	14,520
2	79,320
6	251,500
1	10,000
<b>21</b>	<b>\$603,710.00</b>

COMMERCIAL	ISSUED	VALUATION
NEW - 3 - 4 UNIT APARTMENTS		
NEW - 5 + UNIT APARTMENTS		
NEW - AIRPORT FACILITIES		
NEW - AMUSEMENT, SOCIAL, REC		
NEW - CHURCHES & OTH RELIGIOUS		
NEW - FIRE STATIONS / MEDIC ONE		
NEW - HOSPITALS / INSTITUTIONAL		
NEW - HOTEL / MOTEL / TOUR. CAB		
NEW - INDUSTRIAL		
NEW - MIXED USE		
NEW - OFFICE, BANKS, PROF		
NEW - OTHER PORTABLES		
NEW - OTHER TYPE BLDGS		
NEW - OTHER TYPE STRUCTURES	4	56,500
NEW - PORTABLE CLASSROOM		
NEW - PUBLIC WORKS & UTILITY		
NEW - SCHOOLS & OTHER ED		
NEW - STORAGE BLDGS		
NEW - STORES & CUSTOMER SERV		
NEW - WAREHOUSE		
ADDITION / REMODEL	4	377,040
CHANGE OF USE / TEN IMPROV / OCC	2	21,000
CONVERT	1	5,000
DEMOLITION (COMMERCIAL)	1	400
MOVE TO SITE		
REPLACE / REPAIR	1	20,000
RE-ROOF ONLY	1	7,750
<b>TOTAL</b>	<b>14</b>	<b>\$487,690.00</b>

ISSUED	VALUATION
4	56,500
4	377,040
2	21,000
1	5,000
1	400
1	20,000
1	7,750
<b>14</b>	<b>\$487,690.00</b>

MONTHLY TOTAL	
ISSUED	VALUATION
54	\$3,070,919.00

YEARLY TOTAL	
ISSUED	VALUATION
54	\$3,070,919.00



**YEAR TO DATE**

**BLDG PERMITS  
VALUATION**

in thousands

**January**

**Comparing  
2009 to 2010**

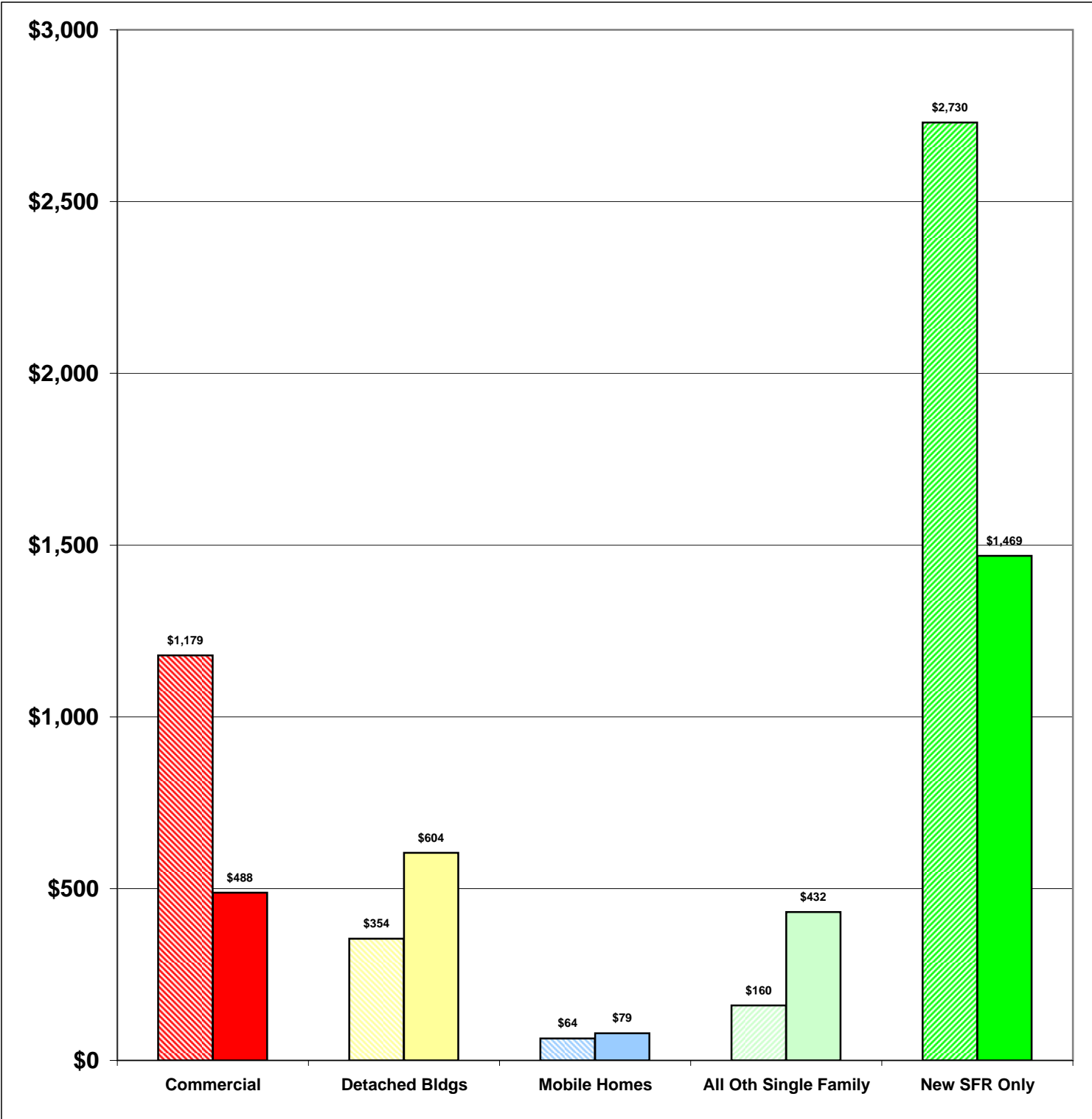
**2009    \$4,487  
2010    \$3,072**

**-32%**

**Total Increase**

**Stripe = 09    Solid = 10**

Year to Date Valuation Report  
January-10





## BLDG PERMITS ISSUED

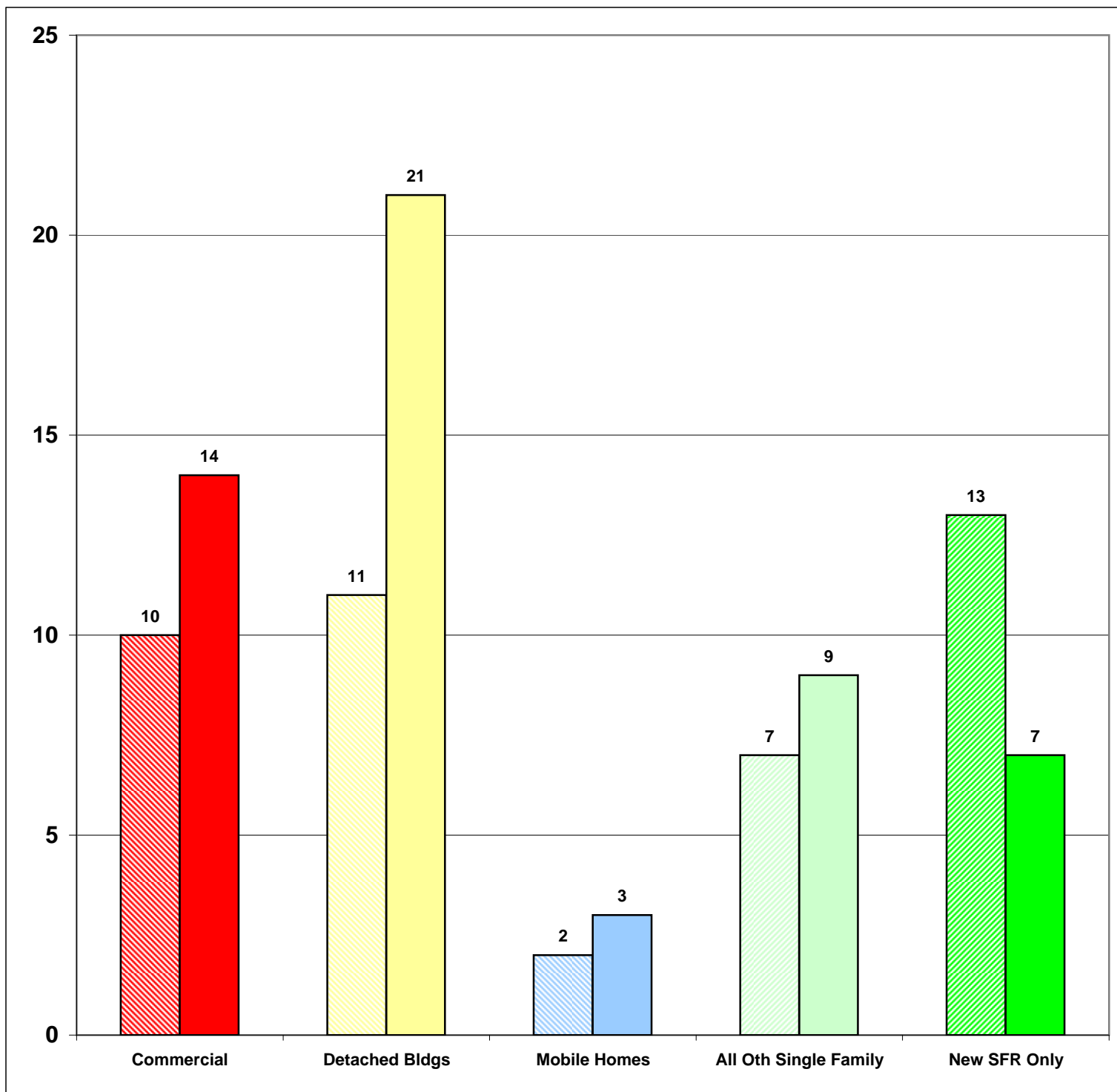
January

Comparing  
2009 to 2010

Jan-09    43  
Jan-10    54

26%  
Total Increase

Stripe = 07    Solid = 08



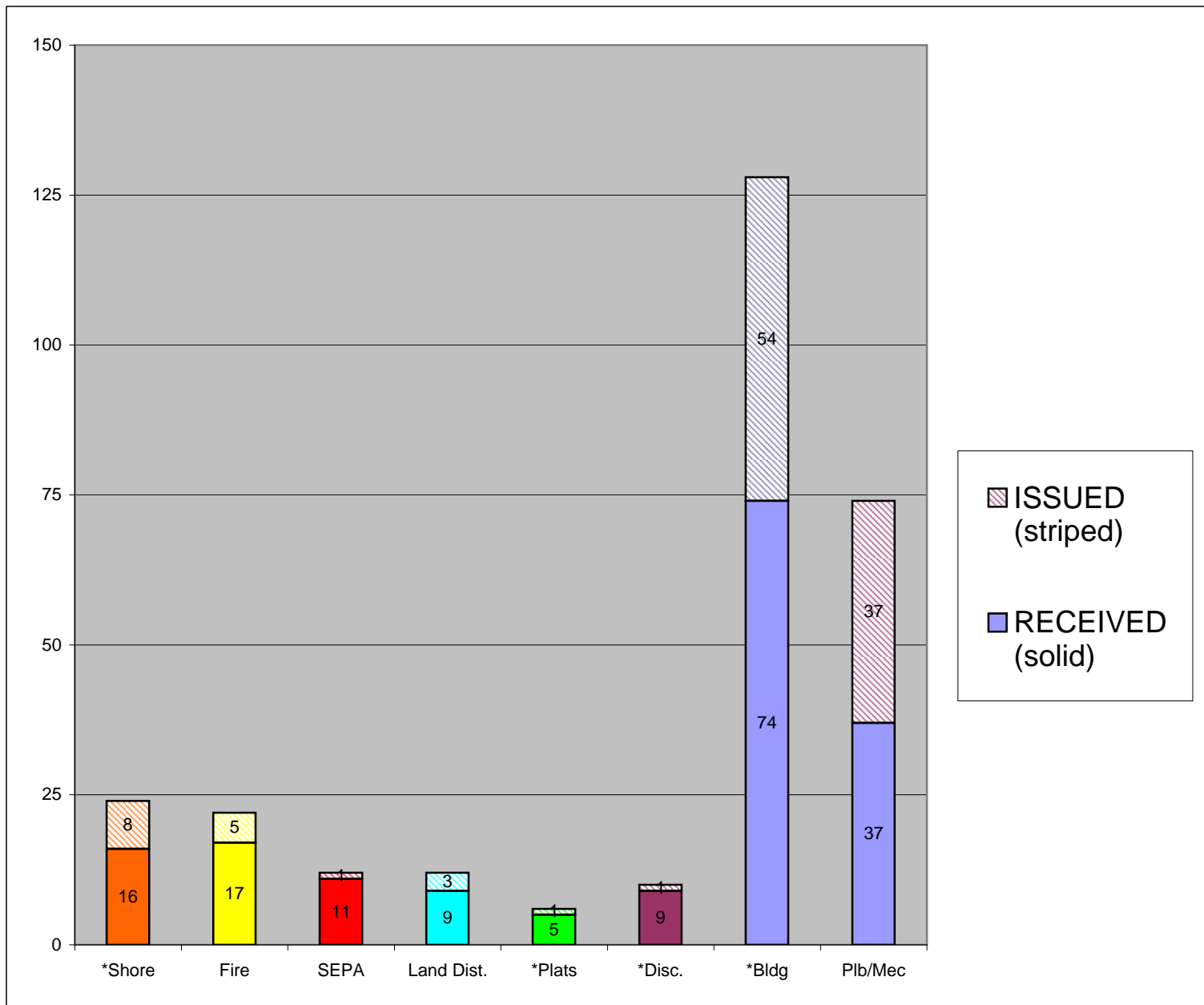


**CASES  
RECEIVED  
and  
ISSUED**

**January**

**Stripe = Issued**  
**Solid = Received**

Monthly Permit Report  
January-10



\*Shore = SHC, SHR, SHV, SHX

\*Plats = LSS, SSS, BSP, PUD, MDP

\*Disc = ADM, APL, CUP, NON, VAR

\*Bldg = COM, DET, MOB, SFR



**YEAR TO DATE**

**BLDG PERMITS  
ISSUED**

**JAN - JAN**

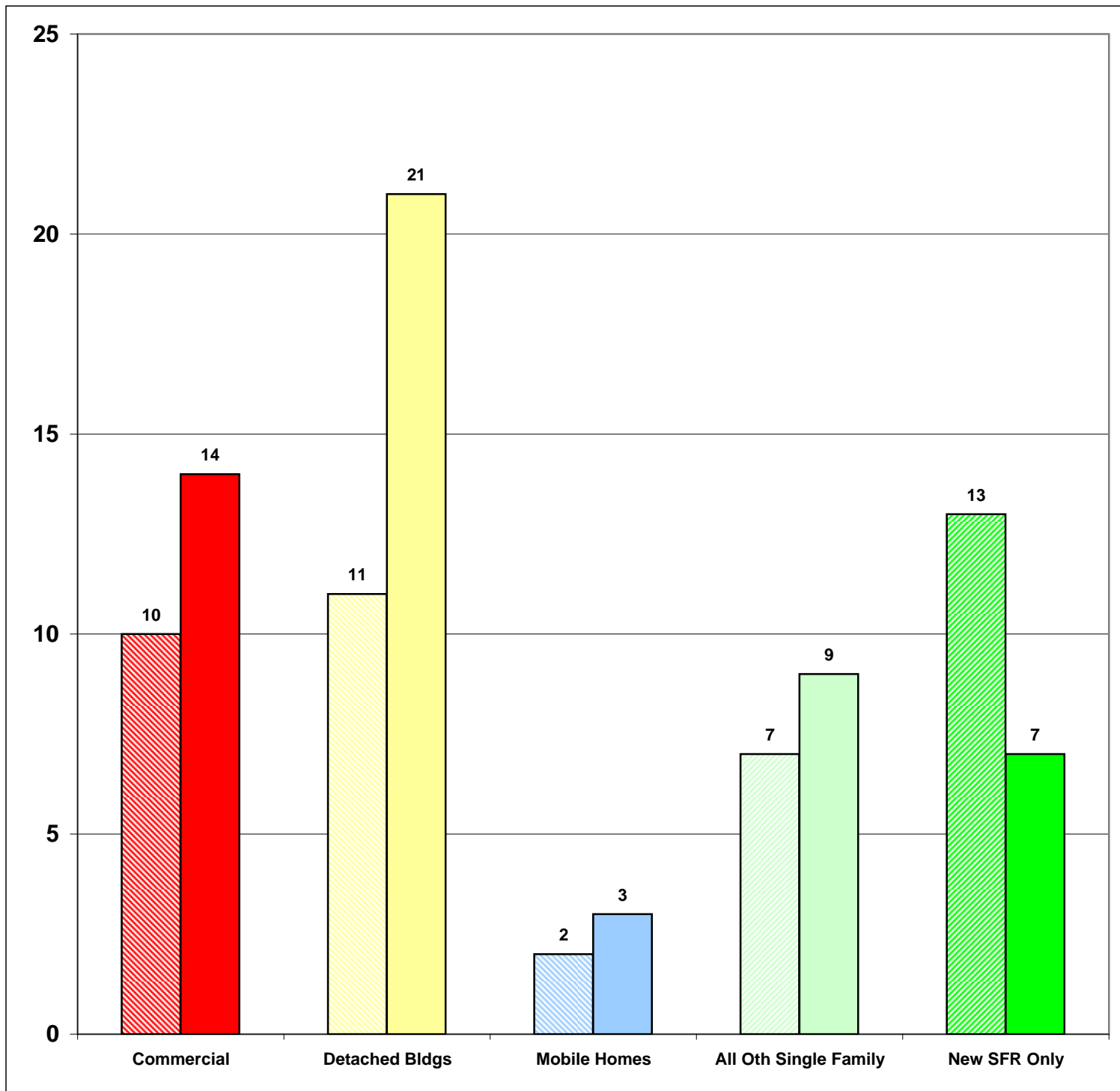
**Comparing  
2009 to 2010**

**2009     43  
2010     54**

**26%  
Total Increase**

**Stripe = 09     Solid = 10**

**Year to Date Report  
January-10**





**YEAR TO DATE**

**BLDG PERMITS  
APPLIED FOR**

**JAN - JAN**

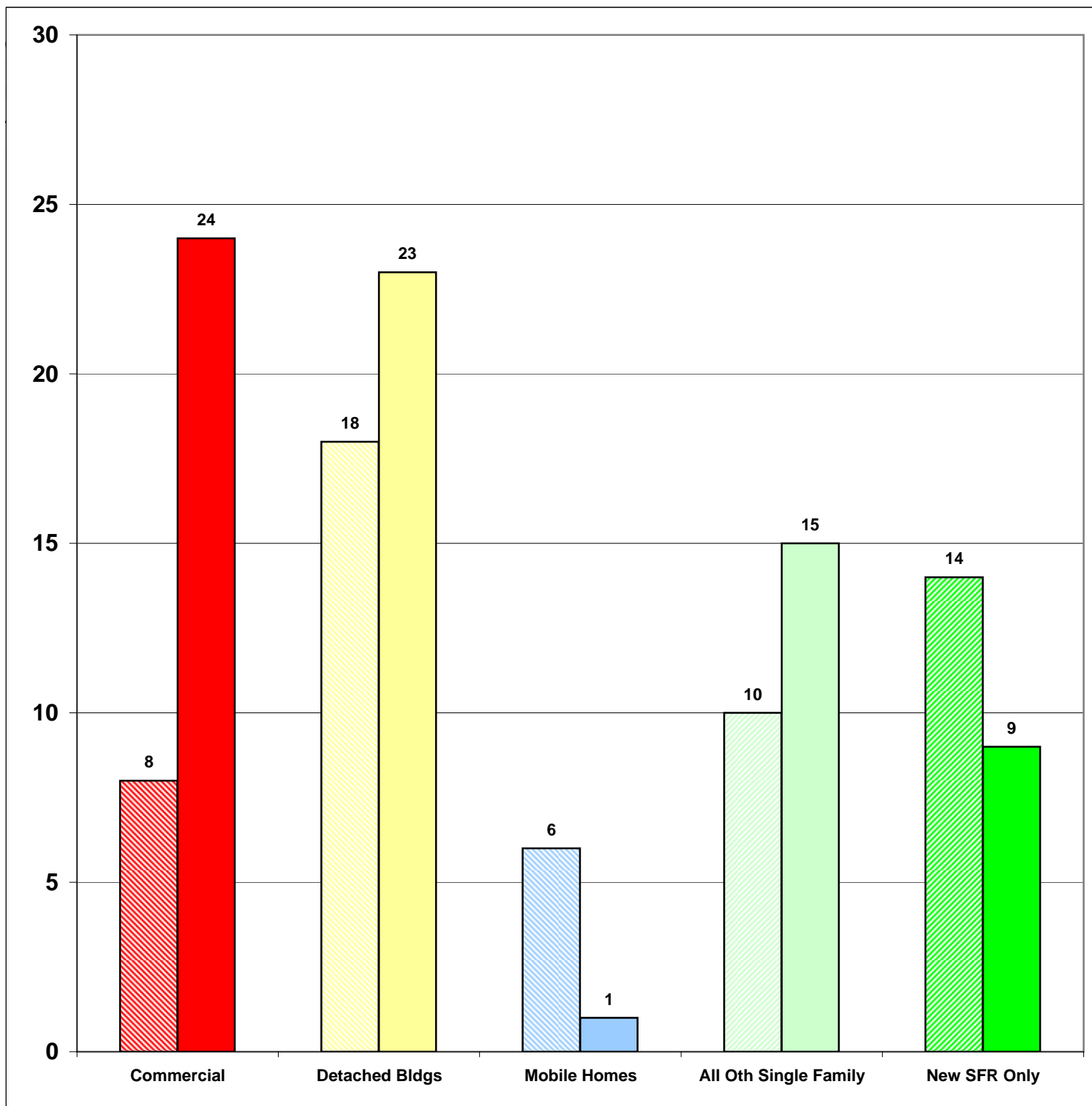
**Comparing  
2009 to 2010**

<b>2009</b>	<b>56</b>
<b>2010</b>	<b>72</b>

**29%  
Total Increase**

**Stripe = 09    Solid = 10**

Year to Date Report  
January-10



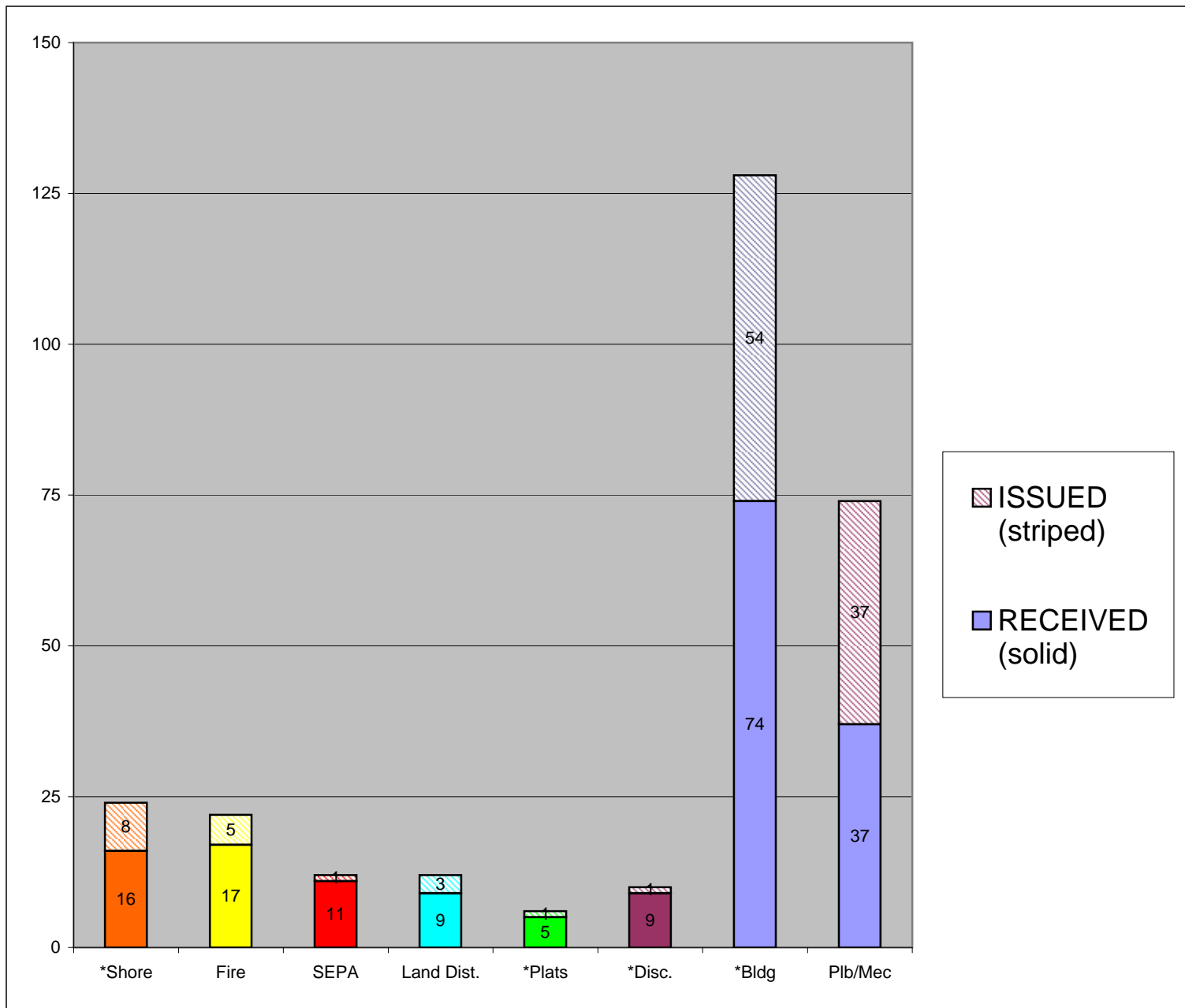


**YEAR TO DATE**

**CASES**

**RECEIVED  
 and  
 ISSUED**

**JAN - JAN**



Stripe = Issued  
 Solid = Received

Year to Date Report  
 January-10

\*Shore = SHC, SHR, SHV, SHX

\*Plats = LSS, SSS, BSP, PUD, MDP

\*Disc = ADM, APL, CUP, NON, VAR

\*Bldg = COM, DET, MOB, SFR