

Permit Activity, January 11

WHATCOM COUNTY PLANNING & DEVELOPMENT
2011 January



CURRENT MONTH		
SINGLE FAMILY RESIDENCES	ISSUED	VALUATION
NEW - RESIDENTIAL	8	2,036,395
NEW - DUPLEX		
ADDITION/REMODEL	4	313,839
CONVERT TO LIVING		
DEMOLITION (SINGLE FAMILY)		
MOVE TO SITE		
REPLACE/REPAIR		
RE-ROOF / SIDE ONLY		
TOTAL	12	\$2,350,234.00

YEAR TO DATE	
ISSUED	VALUATION
8	2,036,395
4	313,839
12	\$2,350,234.00

SFR

MOBILE HOMES	ISSUED	VALUATION
NEW - MOBILE HOME		
ADDITION TO MOB		
CONVERT TO STORAGE		
REPLACEMENT		
TEMP MOBILE		
TOTAL	-	\$0.00

MOB

ISSUED	VALUATION
0	\$0.00

DETACHED BUILDINGS	ISSUED	VALUATION
NEW - AG BARN / STORAGE	1	40,320
NEW - GARAGE	4	140,600
NEW - OTHER TYPE BLDG	1	28,000
NEW - OTHER TYPE STRUCTURES	1	9,000
NEW - STORAGE	3	197,200
ADDITION / REMODEL		
CONVERT TO OTHER	1	10,000
DEMOLITION (DETACHED)		
MOVE TO SITE		
REPLACE / REPAIR		
RE-ROOF ONLY		
TOTAL	11	\$425,120.00

DET

ISSUED	VALUATION
1	40,320
4	140,600
1	28,000
1	9,000
3	197,200
1	10,000
11	\$425,120.00

COMMERCIAL	ISSUED	VALUATION
NEW - 3 - 4 UNIT APARTMENTS		
NEW - 5 + UNIT APARTMENTS		
NEW - AIRPORT FACILITIES		
NEW - AMUSEMENT, SOCIAL, REC		
NEW - CHURCHES & OTH RELIGIOUS		
NEW - FIRE STATIONS / MEDIC ONE		
NEW - HOSPITALS / INSTITUTIONAL		
NEW - HOTEL / MOTEL / TOUR. CAB		
NEW - INDUSTRIAL	1	650,000
NEW - MIXED USE		
NEW - OFFICE, BANKS, PROF		
NEW - OTHER PORTABLES		
NEW - OTHER TYPE BLDGS		
NEW - OTHER TYPE STRUCTURES	2	700
NEW - PORTABLE CLASSROOM		
NEW - PUBLIC WORKS & UTILITY		
NEW - SCHOOLS & OTHER ED		
NEW - STORAGE BLDGS		
NEW - STORES & CUSTOMER SERV		
NEW - WAREHOUSE		
ADDITION / REMODEL	3	12,200
CHANGE OF USE / TEN IMPROV / OCC	1	8,000
CONVERT		
DEMOLITION (COMMERCIAL)		
MOVE TO SITE		
REPLACE / REPAIR	1	75,310
RE-ROOF ONLY		
TOTAL	8	\$746,209.85

COM

ISSUED	VALUATION
1	650,000
2	700
3	12,200
1	8,000
1	75,310
8	\$746,209.85

MONTHLY TOTAL	
ISSUED	VALUATION
31	\$3,521,563.85

YEARLY TOTAL	
ISSUED	VALUATION
31	\$3,521,563.85



YEAR TO DATE

**BLDG PERMITS
VALUATION**

in thousands

January

**Comparing
2010 to 2011**

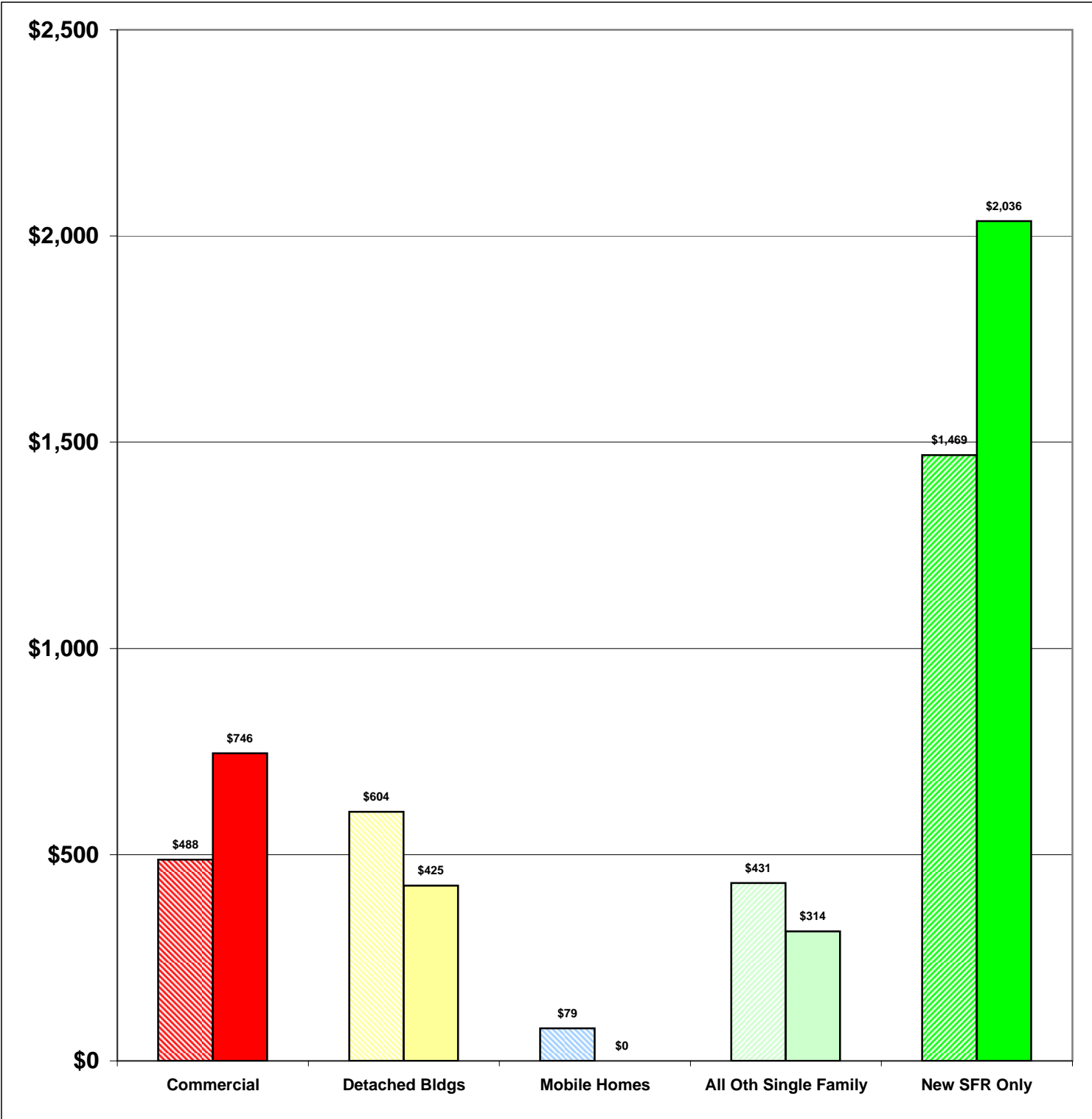
**2010 \$3,071
2011 \$3,521**

15%

Total Increase

Stripe = 2010 Solid = 2011

Year to Date Valuation Report
January-11





BLDG PERMITS ISSUED

January

Comparing
2010 to 2011

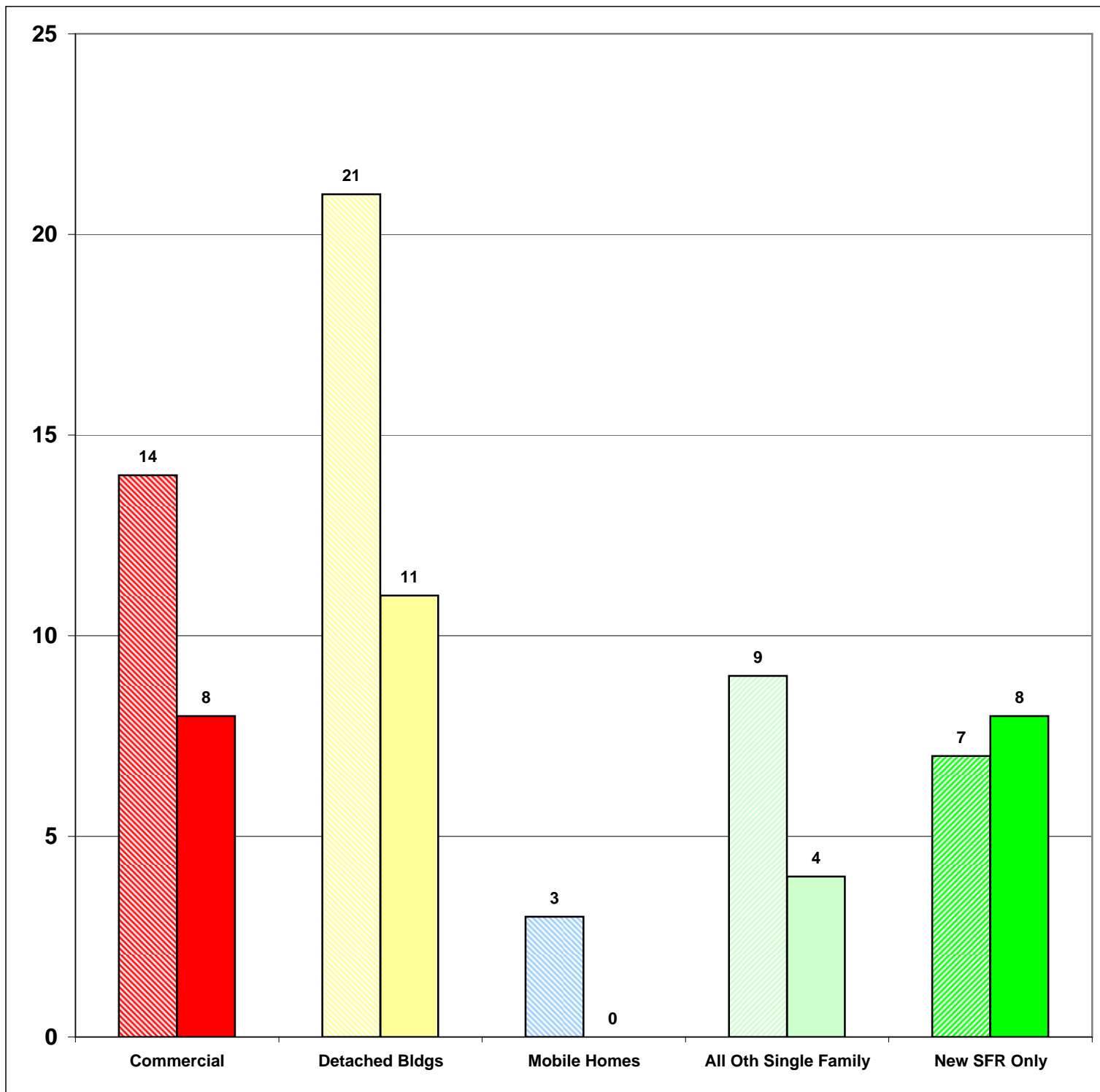
Jan-10 54
Jan-11 31

-43%

Total Increase

Stripe = 2010 Solid = 2011

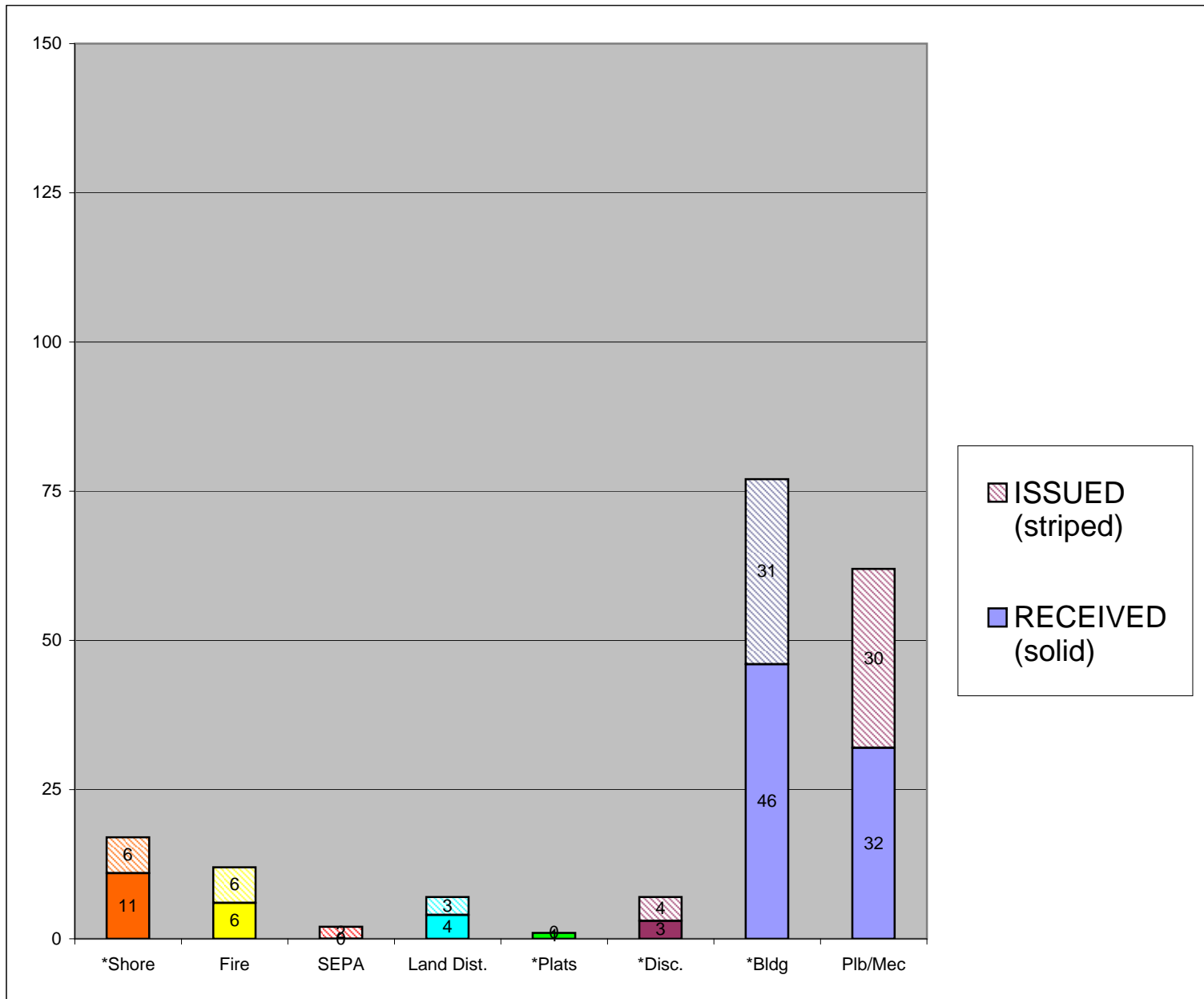
Monthly Report
January-11





**CASES
 RECEIVED
 and
 ISSUED**

January



Stripe = Issued
Solid = Received

Monthly Permit Report
 January-11

*Shore = SHC, SHR, SHV, SHX
 *Plats = LSS, SSS, BSP, PUD, MDP
 *Disc = ADM, APL, CUP, NON, VAR
 *Bldg = COM, DET, MOB, SFR



YEAR TO DATE

**BLDG PERMITS
ISSUED**

JAN - JAN

**Comparing
2010 to 2011**

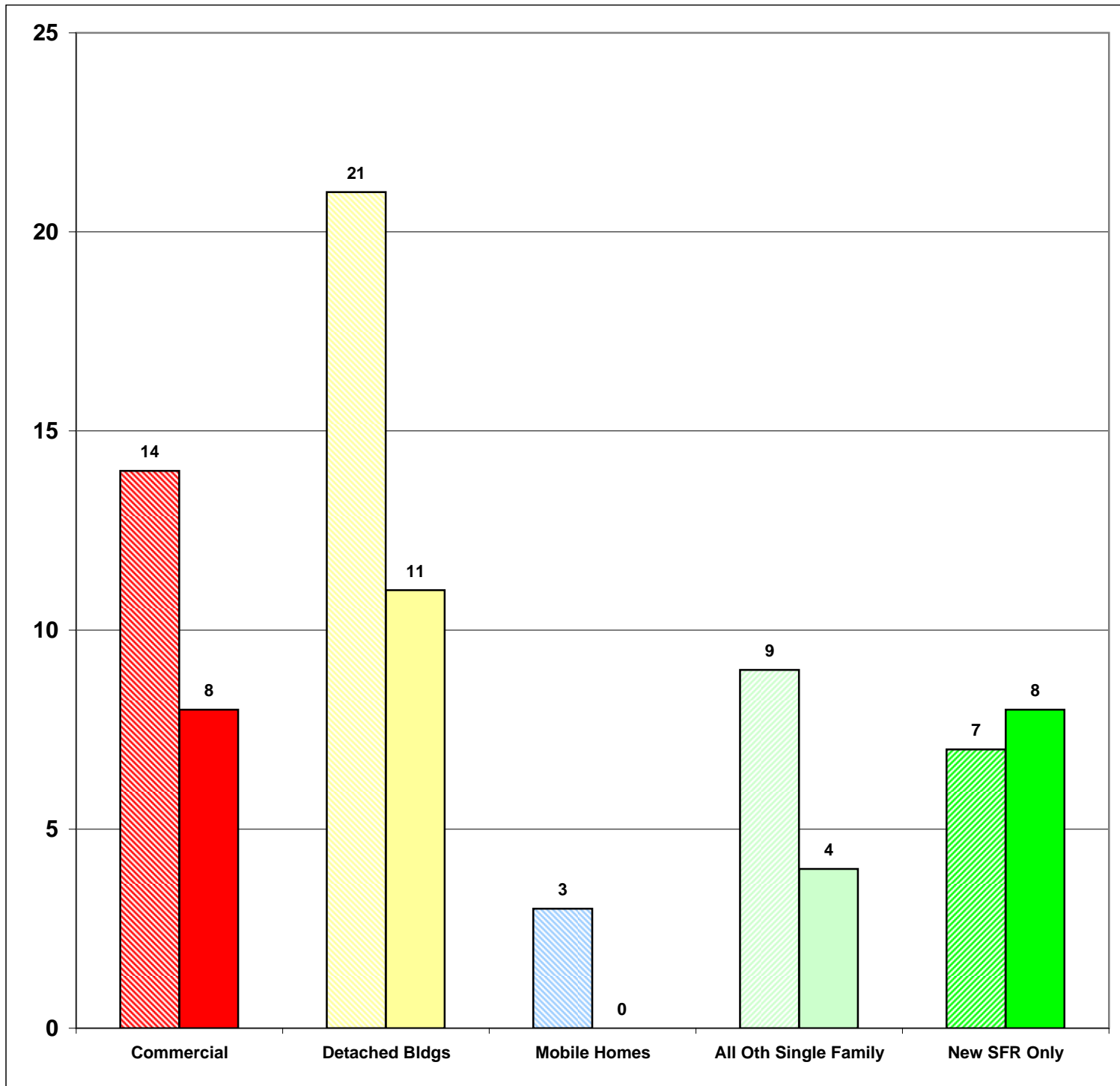
2010	54
2011	31

-43%

Total Increase

Stripe = 09 Solid = 10

Year to Date Report
January-11





YEAR TO DATE

**BLDG PERMITS
APPLIED FOR**

JAN - JAN

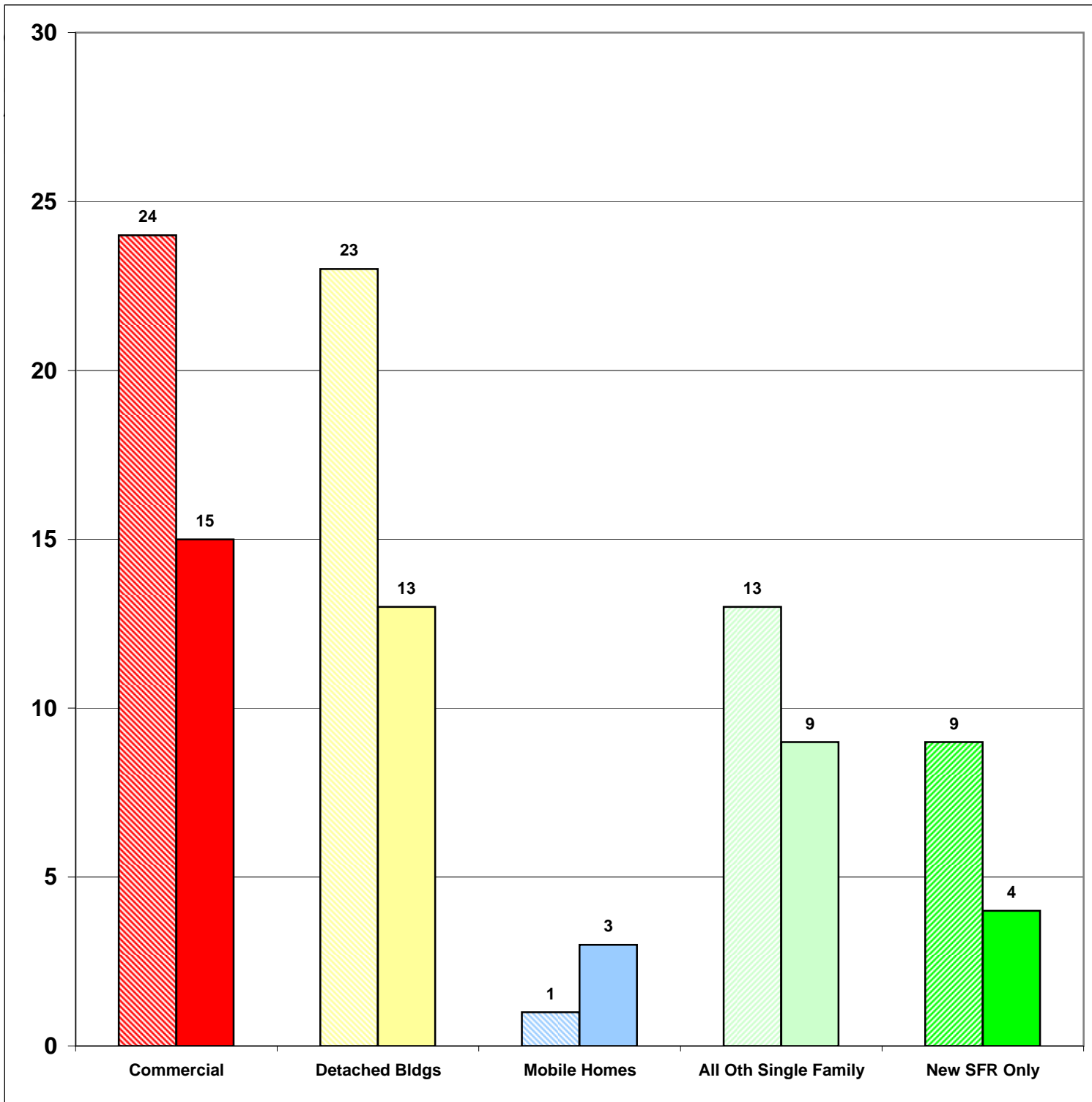
**Comparing
2010 to 2011**

**2010 0
2011 0**

**#DIV/0!
Total Increase**

Stripe = 2010 Solid = 2011

**Year to Date Report
January-11**



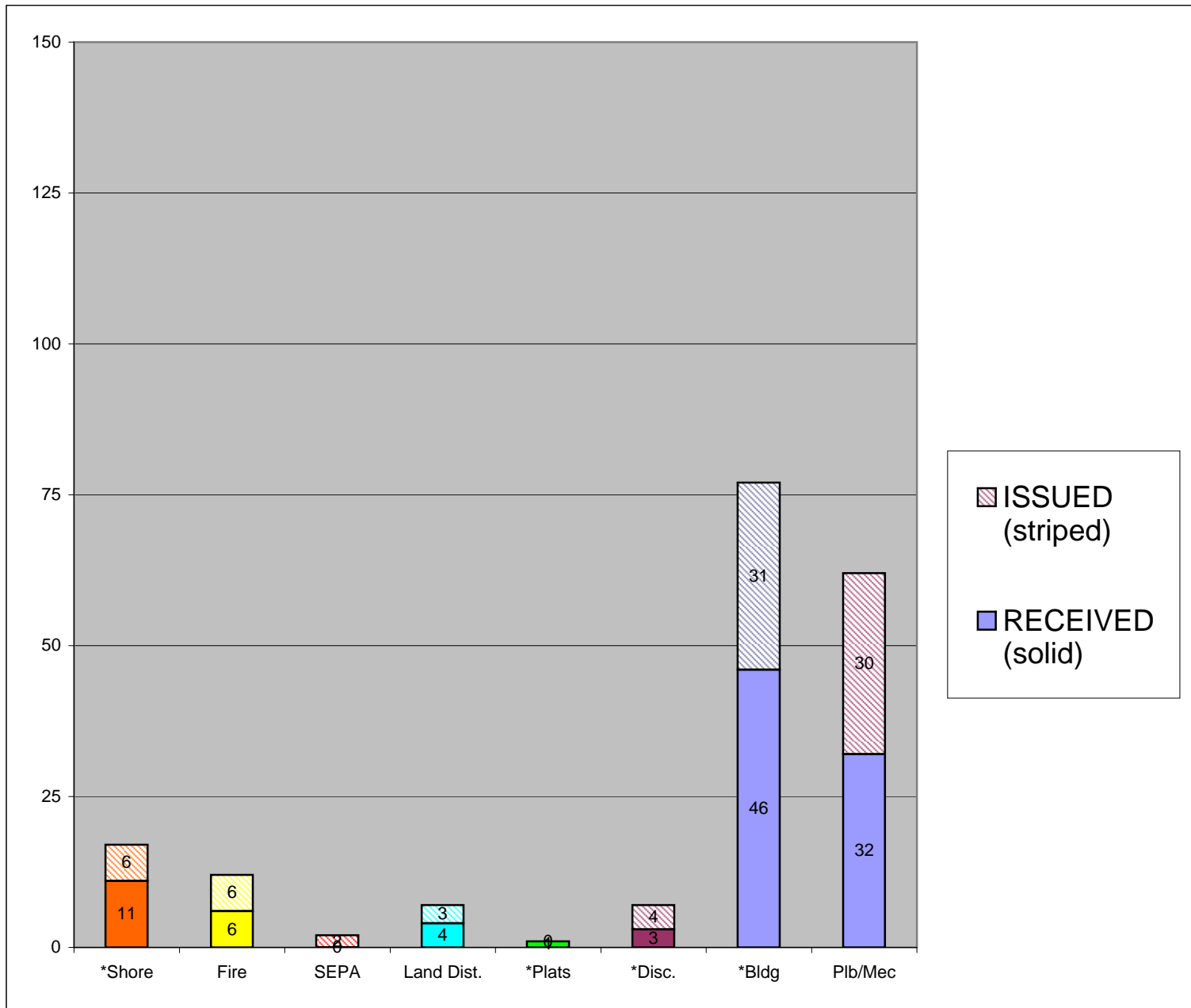


YEAR TO DATE

CASES

**RECEIVED
and
ISSUED**

JAN - JAN



Stripe = Issued
Solid = Received

Year to Date Report
January-11

*Shore = SHC, SHR, SHV, SHX

*Plats = LSS, SSS, BSP, PUD, MDP

*Disc = ADM, APL, CUP, NON, VAR

*Bldg = COM, DET, MOB, SFR