

Permit Activity, January 14

WHATCOM COUNTY PLANNING & DEVELOPMENT
2014 January



CURRENT MONTH		
SINGLE FAMILY RESIDENCES	ISSUED	VALUATION
NEW - RESIDENTIAL	6	1,389,415
NEW - DUPLEX		
ADDITION/REMODEL	6	187,986
CONVERT TO LIVING		
DEMOLITION (SINGLE FAMILY)	1	3,200
MOVE TO SITE		
REPLACE/REPAIR	2	538,500
RE-ROOF / SIDE ONLY		
TOTAL	15	\$2,119,101.00

SFR

YEAR TO DATE	
ISSUED	VALUATION
6	1,389,415
6	187,986
1	3,200
2	538,500
15	\$2,119,101.00

MOBILE HOMES	ISSUED	VALUATION
NEW - MOBILE HOME		
ADDITION TO MOB		
CONVERT TO STORAGE		
REPLACEMENT	1	28,024
TEMP MOBILE		
TOTAL	1	\$28,024.00

MOB

ISSUED	VALUATION
1	28,024
1	\$28,024.00

DETACHED BUILDINGS	ISSUED	VALUATION
NEW - AG BARN / STORAGE	2	125,400
NEW - GARAGE	1	74,970
NEW - OTHER TYPE BLDG		
NEW - OTHER TYPE STRUCTURES		
NEW - STORAGE	3	70,944
ADDITION / REMODEL	1	64,000
CONVERT TO OTHER		
DEMOLITION (DETACHED)	1	3,000
MOVE TO SITE		
REPLACE / REPAIR	1	7,344
RE-ROOF ONLY		
TOTAL	9	\$345,658.00

DET

ISSUED	VALUATION
2	125,400
1	74,970
3	70,944
1	64,000
1	3,000
1	7,344
9	\$345,658.00

COMMERCIAL	ISSUED	VALUATION
NEW - 3 - 4 UNIT APARTMENTS		
NEW - 5 + UNIT APARTMENTS		
NEW - AIRPORT FACILITIES		
NEW - AMUSEMENT, SOCIAL, REC		
NEW - CHURCHES & OTH RELIGIOUS		
NEW - FIRE STATIONS / MEDIC ONE		
NEW - HOSPITALS / INSTITUTIONAL		
NEW - HOTEL / MOTEL / TOUR. CAB		
NEW - INDUSTRIAL	2	11,541,600
NEW - MIXED USE		
NEW - OFFICE, BANKS, PROF		
NEW - OTHER PORTABLES		
NEW - OTHER TYPE BLDGS		
NEW - OTHER TYPE STRUCTURES	7	1,841,714
NEW - PORTABLE CLASSROOM		
NEW - PUBLIC WORKS & UTILITY		
NEW - SCHOOLS & OTHER ED		
NEW - STORAGE BLDGS		
NEW - STORES & CUSTOMER SERV		
NEW - WAREHOUSE		
ADDITION / REMODEL	2	28,211
CHANGE OF USE / TEN IMPROV / OCC	2	-
CONVERT		
DEMOLITION (COMMERCIAL)		
MOVE TO SITE		
REPLACE / REPAIR		
RE-ROOF ONLY	1	10,465
TOTAL	14	\$13,421,990.00

COM

ISSUED	VALUATION
2	11,541,600
7	1,841,714
2	28,211
2	-
1	10,465
14	\$13,421,990.00

MONTHLY TOTAL	
ISSUED	VALUATION
39	\$15,914,773.00

YEARLY TOTAL	
ISSUED	VALUATION
39	\$15,914,773.00



YEAR TO DATE

**BLDG PERMITS
 VALUATION**

in thousands

December

Comparing
 2013 to 2014

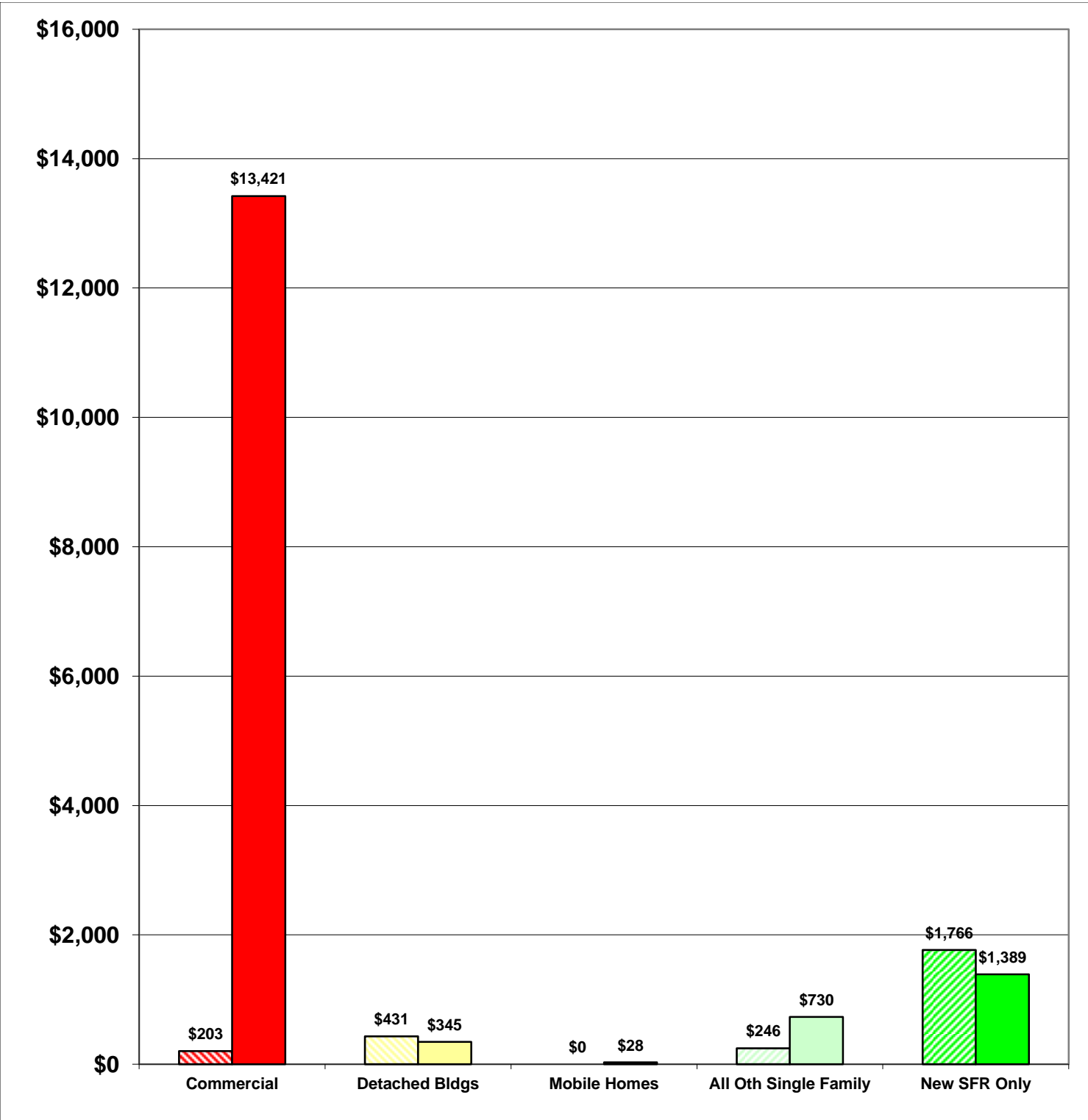
2013 \$2,646
2014 \$15,913

501%

Total Increase

Stripe = 2013 Solid = 2014

Year to Date Valuation Report
 January-14





BLDG PERMITS ISSUED

December

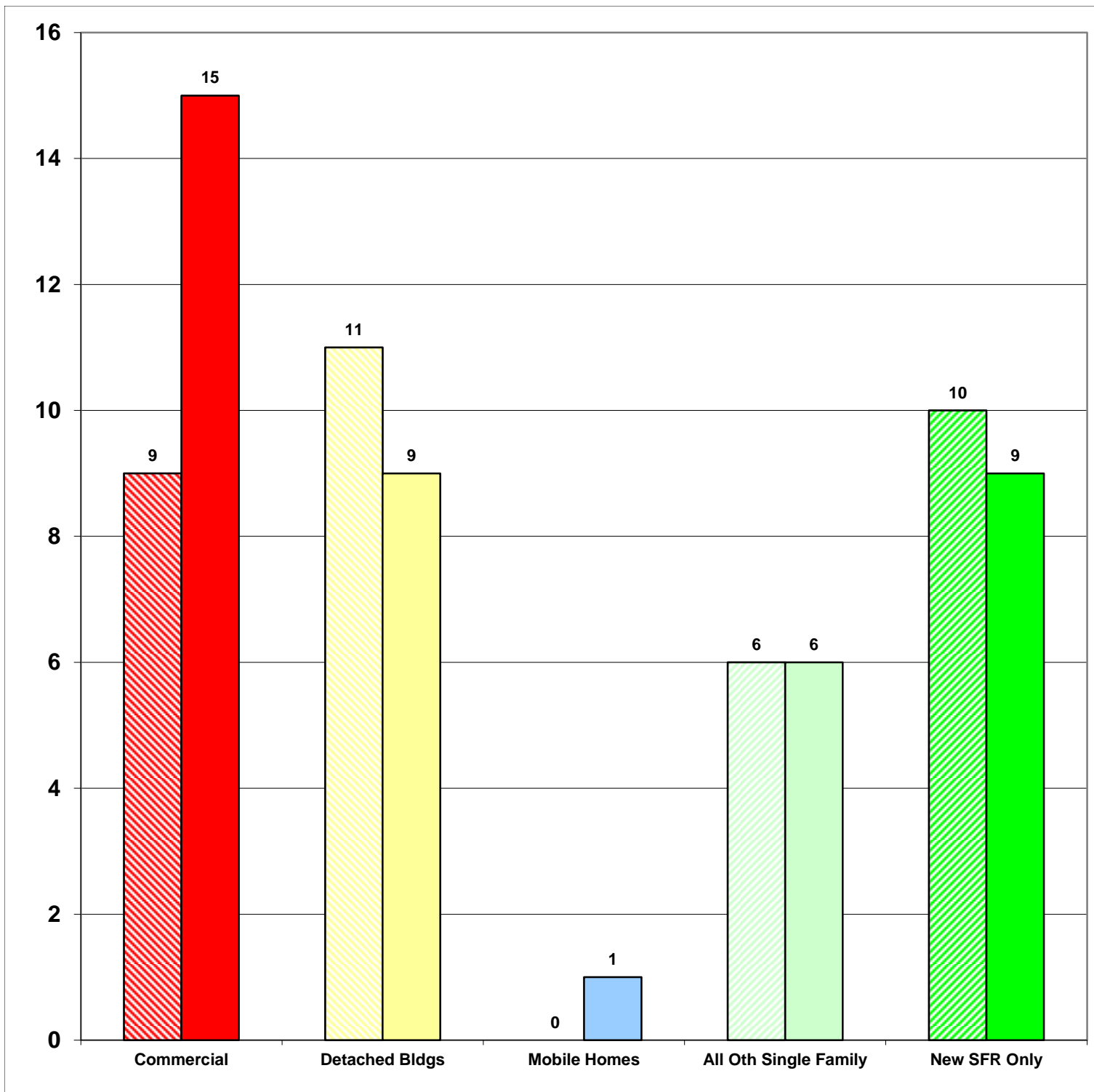
Comparing
2013 to 2014

Jan-13 36
Jan-14 40

11%
Total Increase

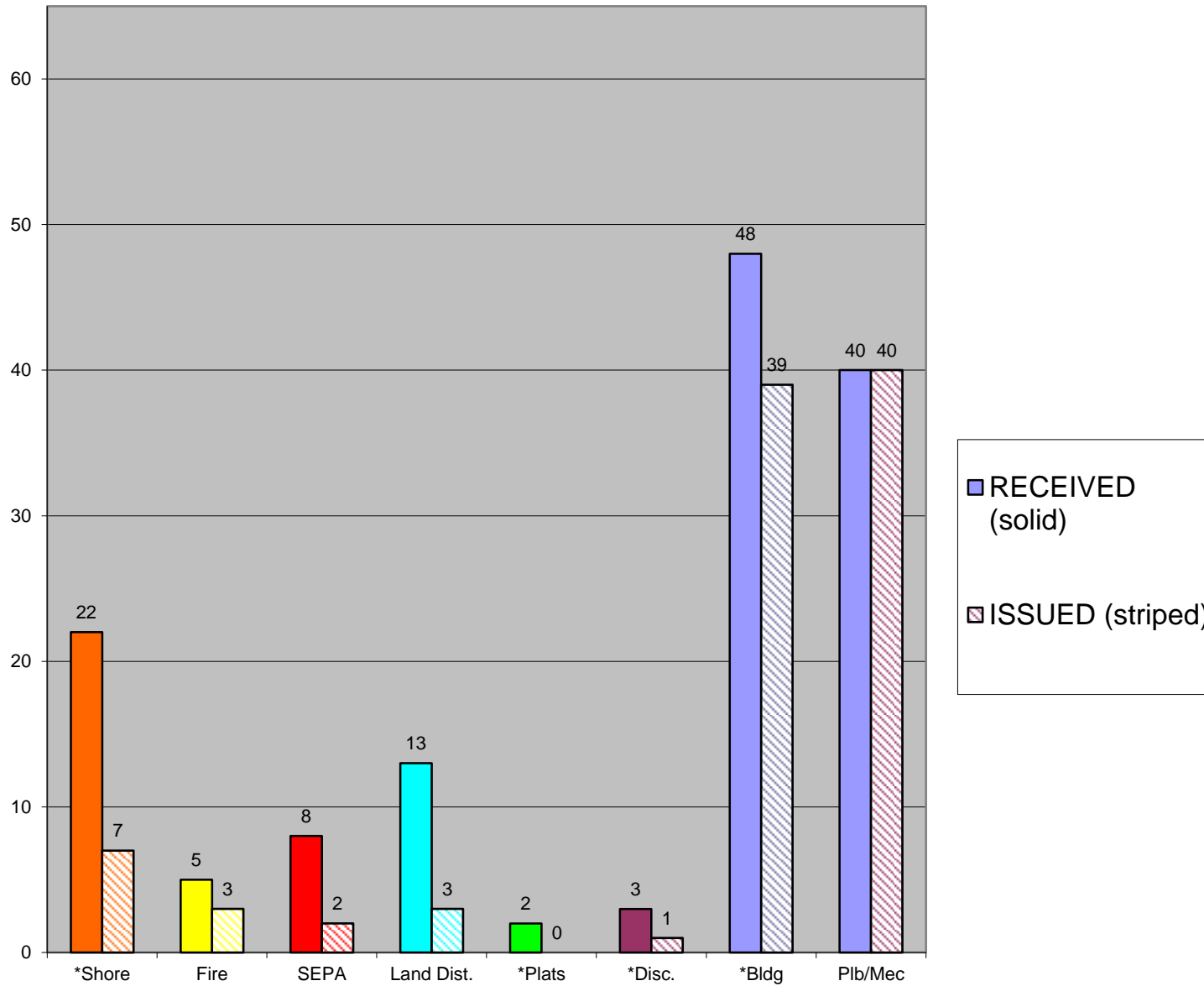
Stripe = 2013 Solid = 2014

Monthly Report
January-14





**CASES
 RECEIVED
 and
 ISSUED
 2013 to 2014
 January**



Stripe = Issued
 Solid = Received

Monthly Permit Report
 January-14

*Shore = SHC, SHR, SHV, SHX
 *Plats = LSS, SSS, BSP, PUD, MDP
 *Disc = ADM, APL, CUP, NON, VAR
 *Bldg = COM, DET, MOB, SFR



YEAR TO DATE

**BLDG PERMITS
ISSUED**

JAN - DEC

Comparing
2013 to 2014

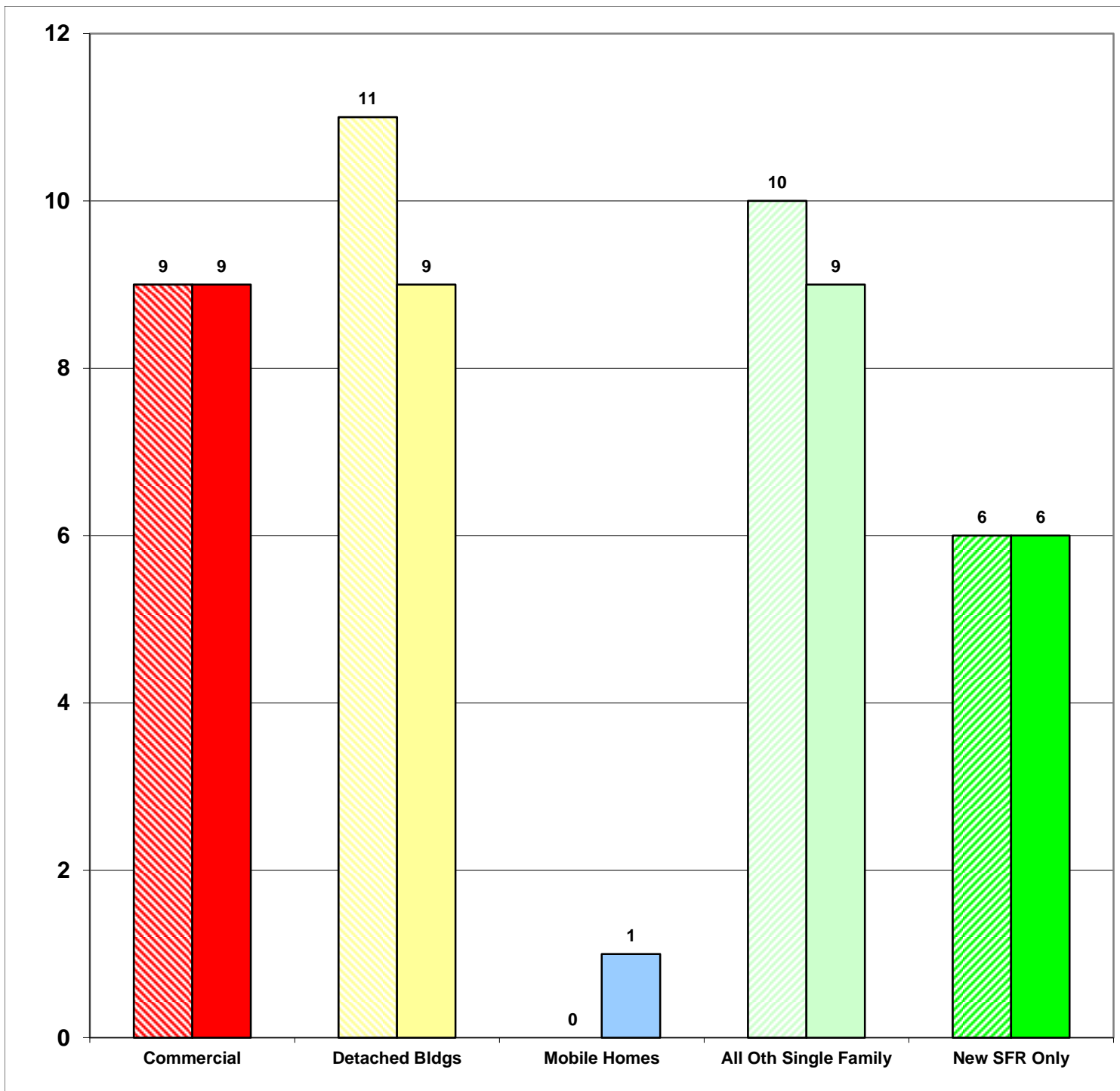
2013 36
2014 34

-6%

Total Increase

Stripe = 2013 Solid = 2014

Year to Date Report
January-14





YEAR TO DATE

**BLDG PERMITS
APPLIED FOR**

JAN - DEC

**Comparing
2013 to 2014**

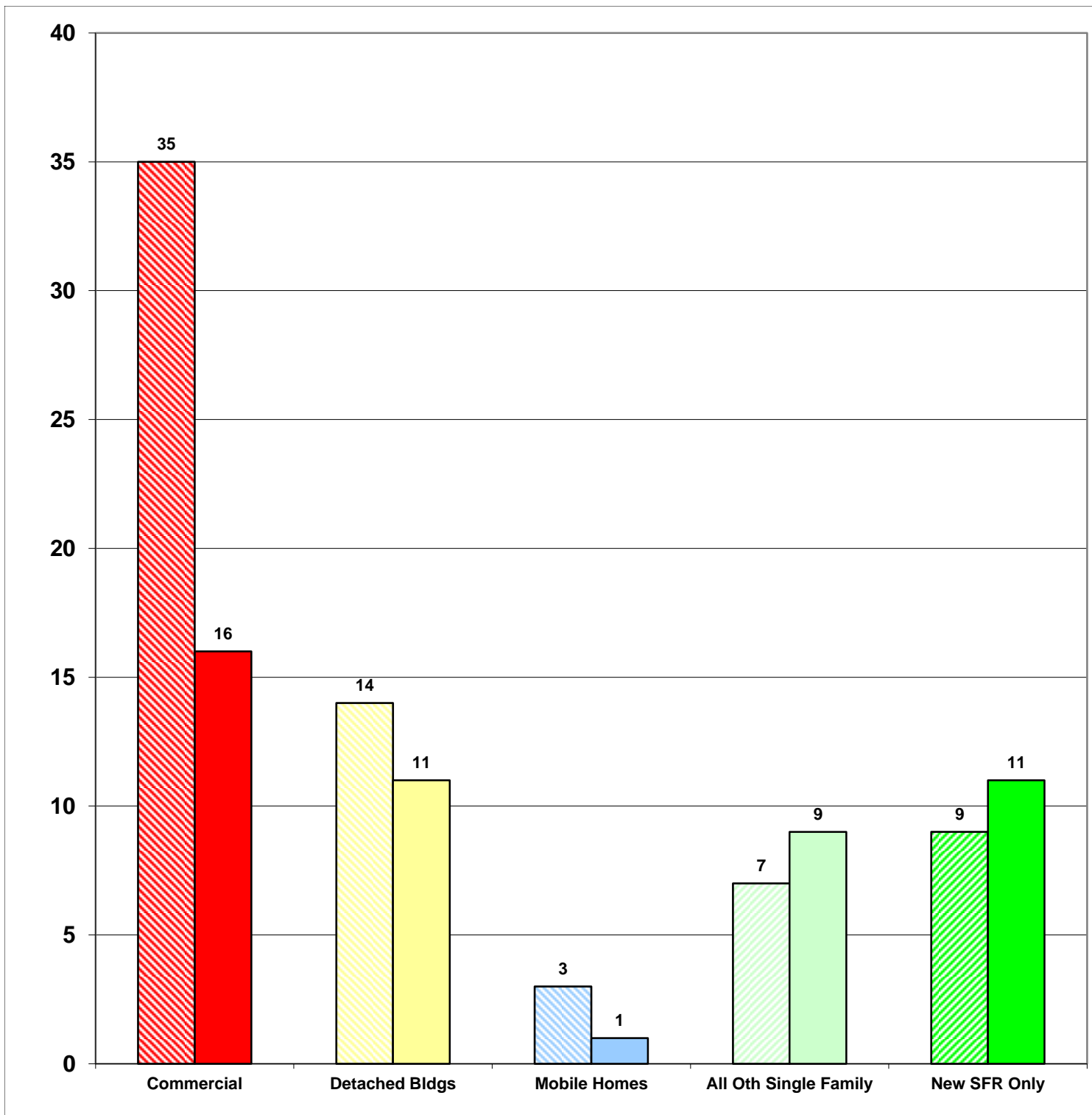
2013	68
2014	48

-29%

Total Increase

Stripe = 2013 Solid = 2014

Year to Date Report
January-14

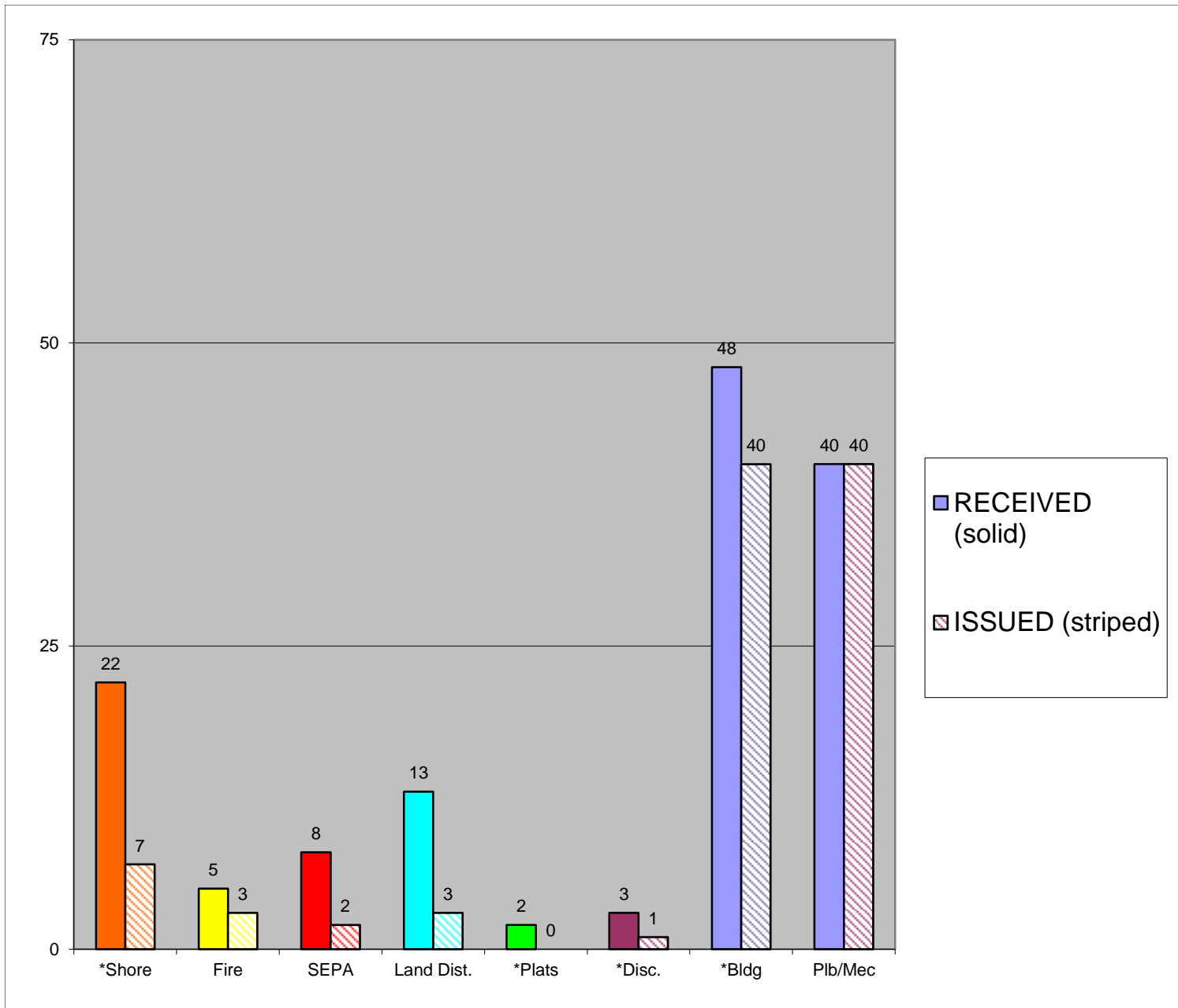




YEAR TO DATE

**CASES
 RECEIVED
 and
 ISSUED**

JAN - DEC



Stripe = Issued
 Solid = Received

Year to Date Report
 January-14

- *Shore = SHC, SHR, SHV, SHX
- *Plats = LSS, SSS, BSP, PUD, MDP
- *Disc = ADM, APL, CUP, NON, VAR
- *Bldg = COM, DET, MOB, SFR