

Permit Activity, July 08

WHATCOM COUNTY PLANNING & DEVELOPMENT
2008 July



CURRENT MONTH		
SINGLE FAMILY RESIDENCES	ISSUED	VALUATION
NEW - RESIDENTIAL	40	9,191,921
NEW - DUPLEX		
ADDITION/REMODEL	19	1,833,068
CONVERT TO LIVING		
DEMOLITION (SINGLE FAMILY)	2	13,000
MOVE TO SITE	1	18,120
REPLACE/REPAIR	1	6,240
RE-ROOF / SIDE ONLY	2	18,070
TOTAL	65	\$11,080,418.90

MOBILE HOMES	ISSUED	VALUATION
NEW - MOBILE HOME	4	114,288
ADDITION TO MOB		
CONVERT TO STORAGE		
REPLACEMENT	2	60,072
TEMP MOBILE		
TOTAL	6	\$174,360.00

DETACHED BUILDINGS	ISSUED	VALUATION
NEW - AG BARN / STORAGE	13	646,780
NEW - GARAGE	23	539,268
NEW - OTHER TYPE BLDG	4	60,186
NEW - OTHER TYPE STRUCTURES	2	15,250
NEW - STORAGE	2	98,550
ADDITION / REMODEL		
CONVERT TO OTHER		
DEMOLITION (DETACHED)	1	2,000
MOVE TO SITE		
REPLACE / REPAIR	1	10,110
RE-ROOF ONLY		
TOTAL	46	\$1,372,143.50

COMMERCIAL	ISSUED	VALUATION
NEW - 3 - 4 UNIT APARTMENTS		
NEW - 5 + UNIT APARTMENTS	1	2,156,197
NEW - AIRPORT FACILITIES		
NEW - AMUSEMENT, SOCIAL, REC		
NEW - CHURCHES & OTH RELIGIOUS		
NEW - FIRE STATIONS / MEDIC ONE		
NEW - HOSPITALS / INSTITUTIONAL		
NEW - HOTEL / MOTEL / TOUR. CAB		
NEW - INDUSTRIAL	2	1,590,000
NEW - MIXED USE		
NEW - OFFICE, BANKS, PROF		
NEW - OTHER PORTABLES		
NEW - OTHER TYPE BLDGS		
NEW - OTHER TYPE STRUCTURES	6	1,436,216
NEW - PORTABLE CLASSROOM		
NEW - PUBLIC WORKS & UTILITY		
NEW - SCHOOLS & OTHER ED		
NEW - STORAGE BLDGS	1	547,891
NEW - STORES & CUSTOMER SERV		
NEW - WAREHOUSE		
ADDITION / REMODEL	6	1,598,619
CHANGE OF USE / TEN IMPROV / OCC		
CONVERT		
DEMOLITION (COMMERCIAL)	2	21,000
MOVE TO SITE		
REPLACE / REPAIR	2	1,850,000
RE-ROOF ONLY		
TOTAL	20	\$9,199,923.00

MONTHLY TOTAL	
ISSUED	VALUATION
137	\$21,826,845.40

YEAR TO DATE	
ISSUED	VALUATION
214	50,593,786
126	7,497,011
1	-
21	164,915
2	21,120
26	859,209
7	77,498
397	\$59,213,539.40

MOB	ISSUED	VALUATION
	26	1,033,930
	21	761,455
	47	\$1,795,385.00

DET	ISSUED	VALUATION
	47	3,514,588
	96	2,345,795
	9	97,078
	14	190,664
	17	437,590
	10	605,824
	2	8,800
	7	28,750
	10	130,442
	212	\$7,359,530.50

COM	ISSUED	VALUATION
	2	2,988,413
	1	15,000
	4	1,962,000
	2	170,000
	1	53,902
	2	1,050,000
	36	10,258,604
	1	150,000
	2	596,122
	1	11,189
	2	2,425,882
	14	6,187,844
	7	213,000
	1	-
	3	36,000
	2	100,000
	5	1,976,000
	3	192,000
	89	\$28,385,956.08

YEARLY TOTAL	
ISSUED	VALUATION
745	\$96,754,410.98



YEAR TO DATE

**BLDG PERMITS
 VALUATION**

in thousands

July

**Comparing
 2007 to 2008**

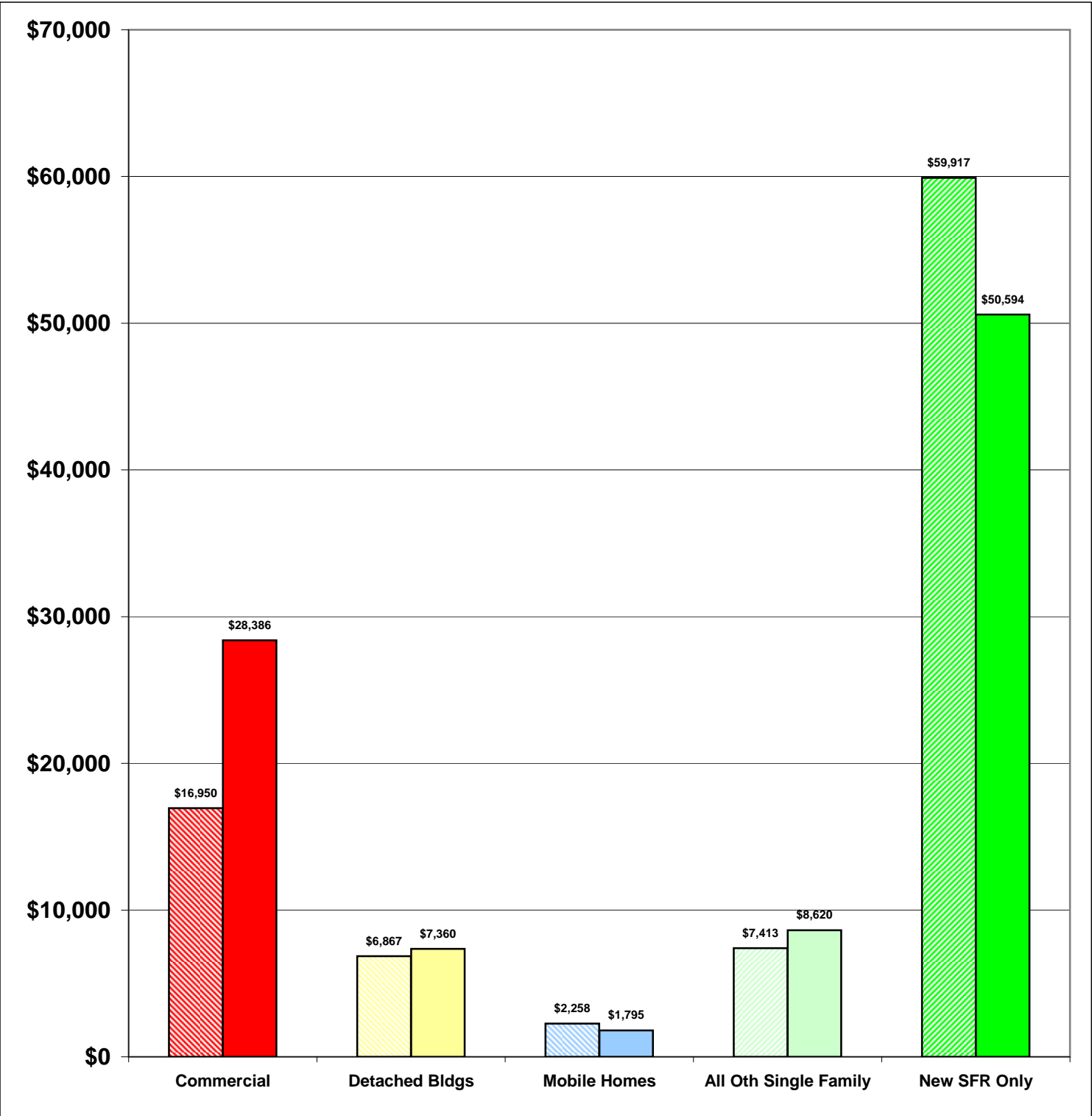
**2007 \$93,405
 2008 \$96,755**

4%

Total Increase

Stripe = 07 Solid = 08

Year to Date Valuation Report
 July-08





BLDG PERMITS ISSUED

July

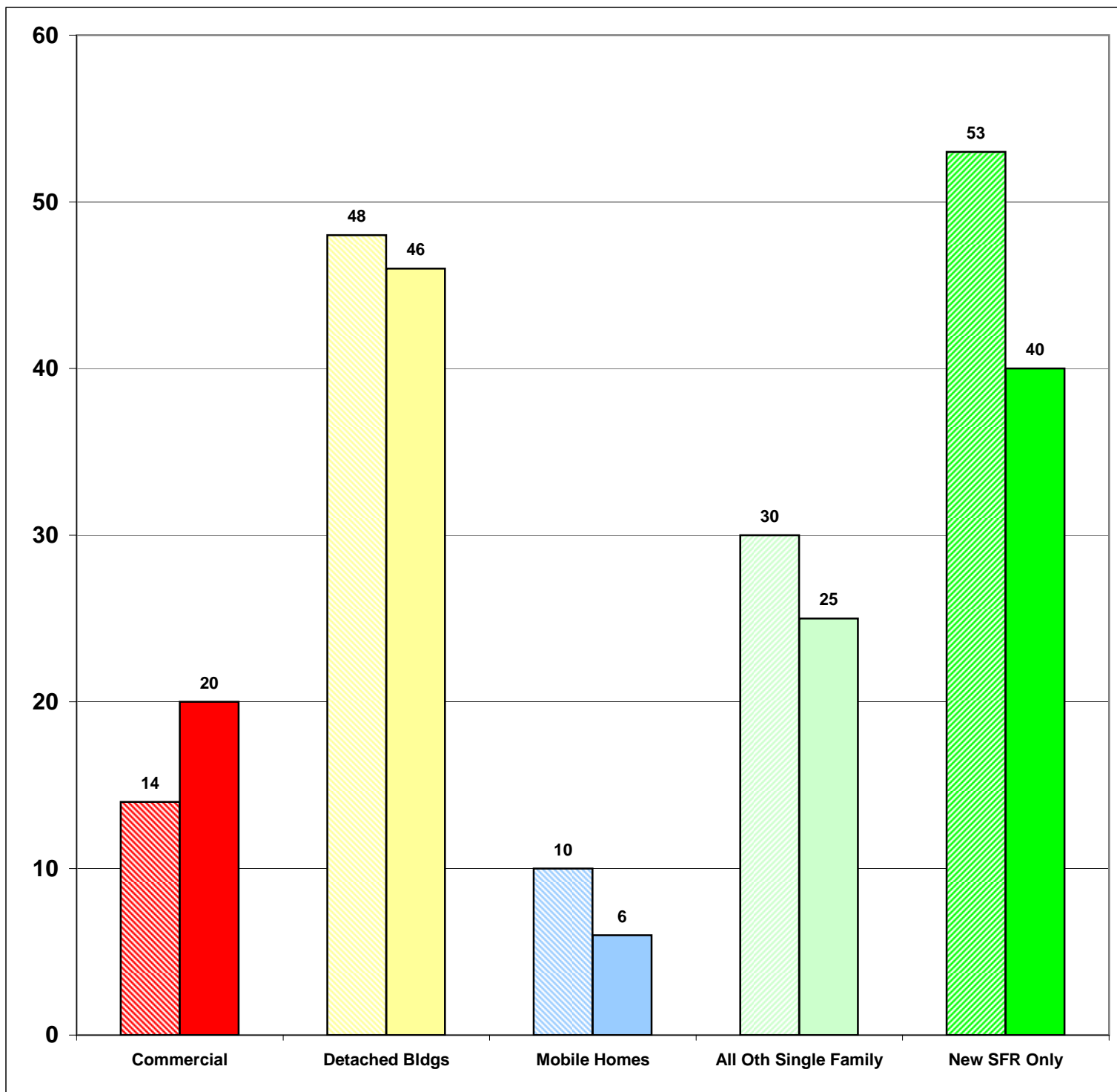
Comparing
2007 to 2008

Jul-07 155
Jul-08 137

-12%

Total Increase

Stripe = 07 Solid = 08



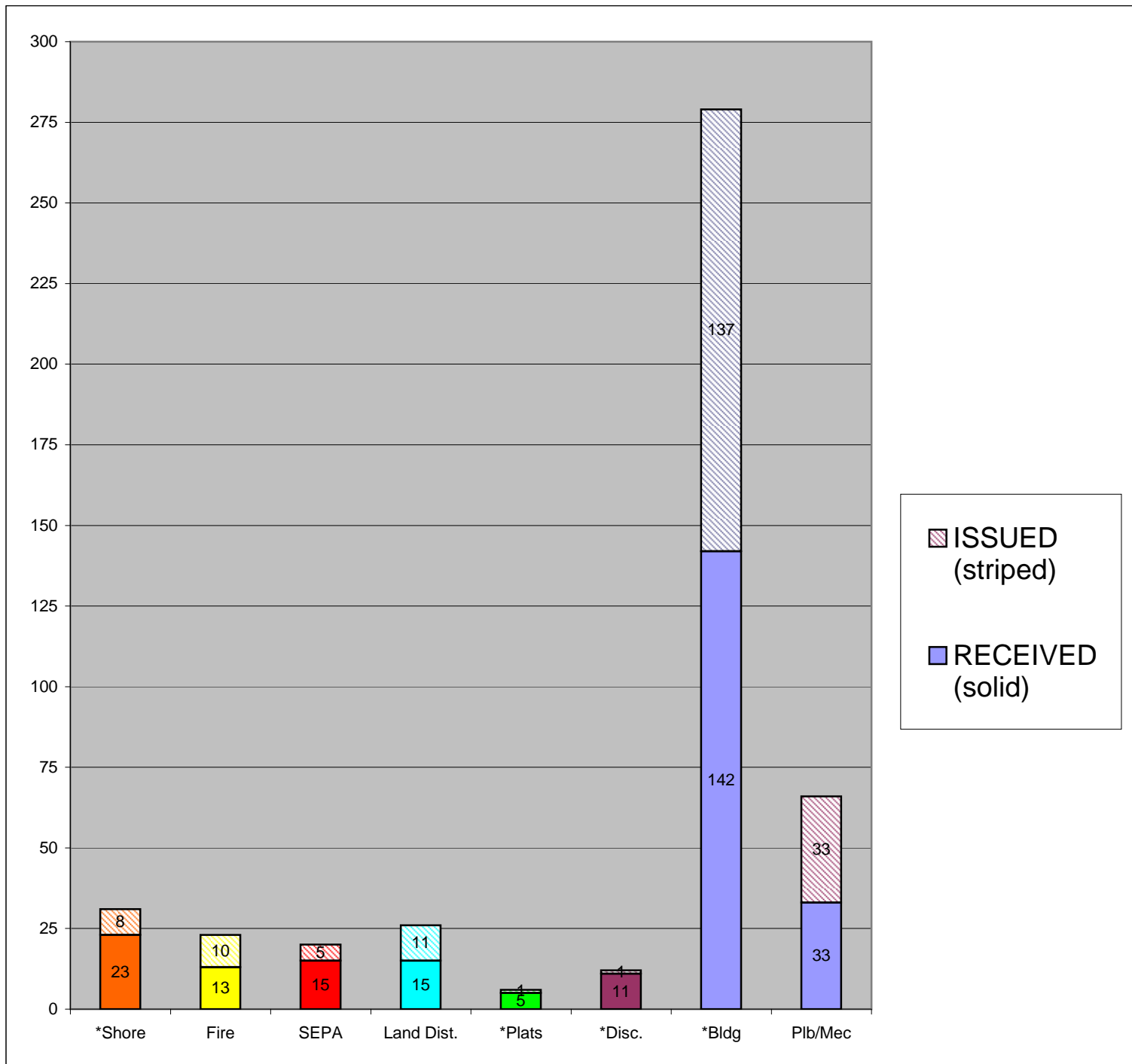


**CASES
 RECEIVED
 and
 ISSUED**

July

Stripe = Issued
Solid = Received

Monthly Permit Report
 July-08



*Bldg = COM, DET, MOB, SFR



YEAR TO DATE

**BLDG PERMITS
ISSUED**

JAN - JUL

**Comparing
2007 to 2008**

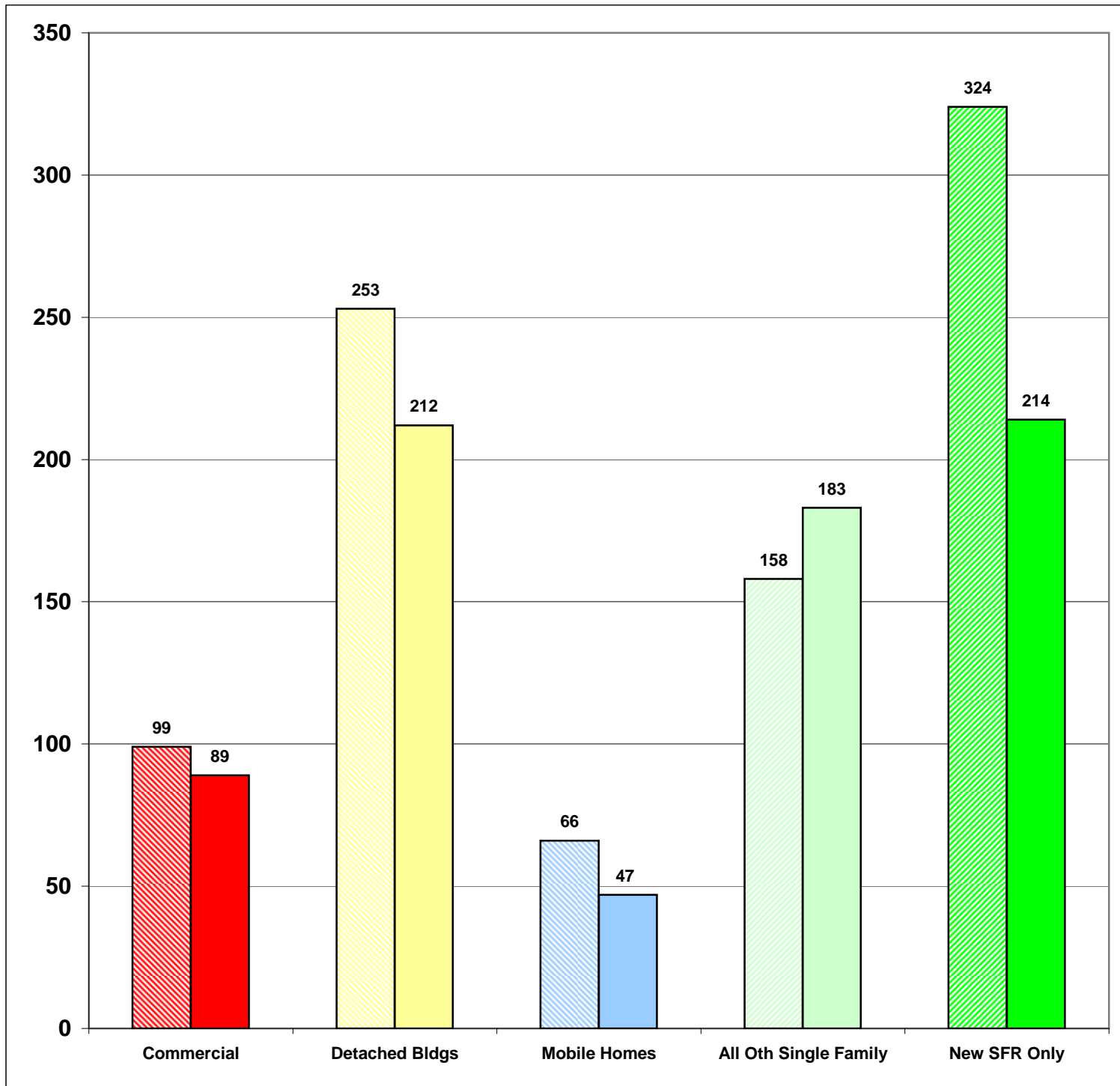
2007	900
2008	745

-17%

Total Increase

Stripe = 07 Solid = 08

Year to Date Report
July-08





YEAR TO DATE

**BLDG PERMITS
APPLIED FOR**

JAN - JUL

**Comparing
2007 to 2008**

2007 995

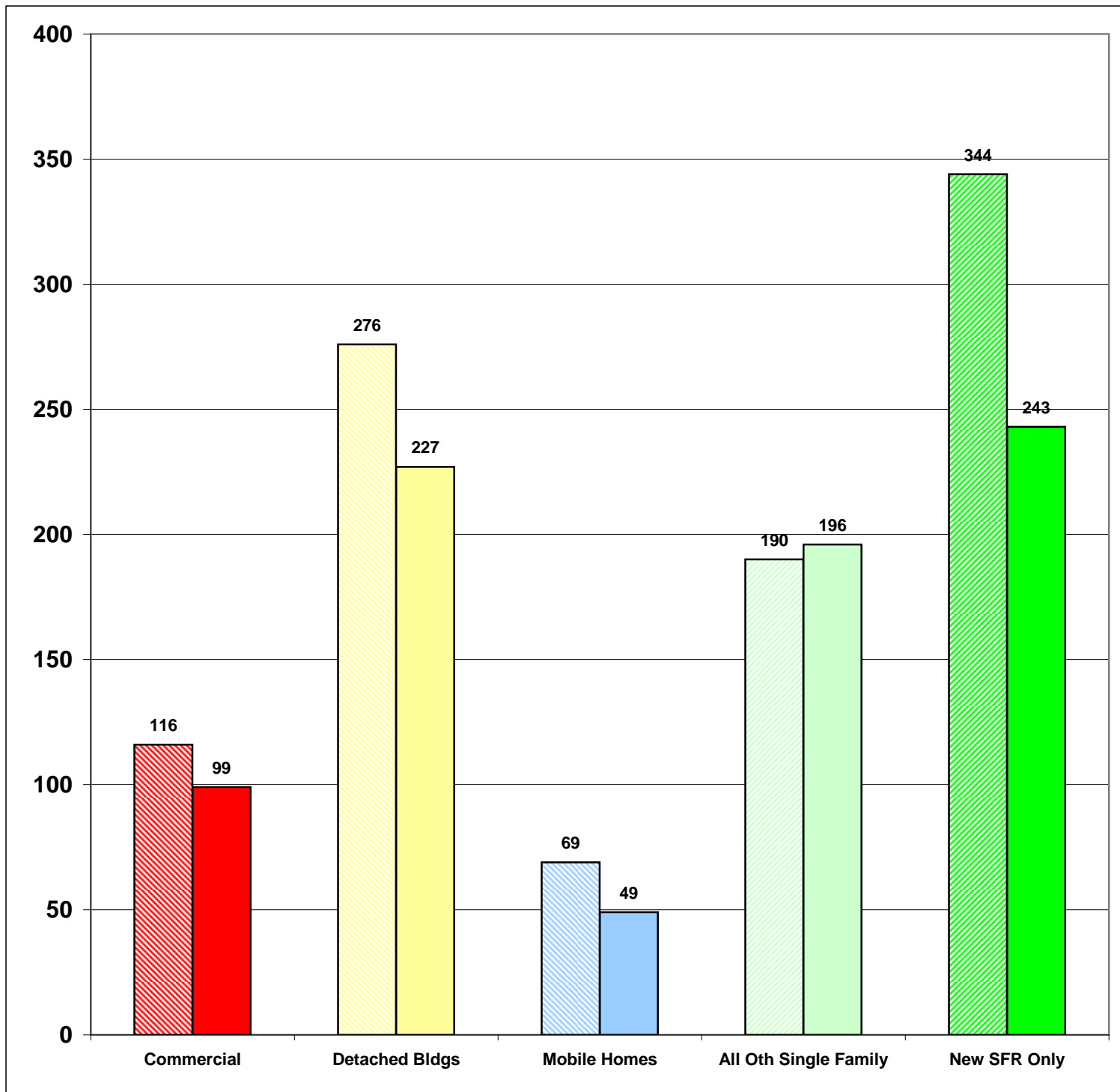
2008 814

-18%

Total Increase

Stripe = 07 Solid = 08

**Year to Date Report
July-08**





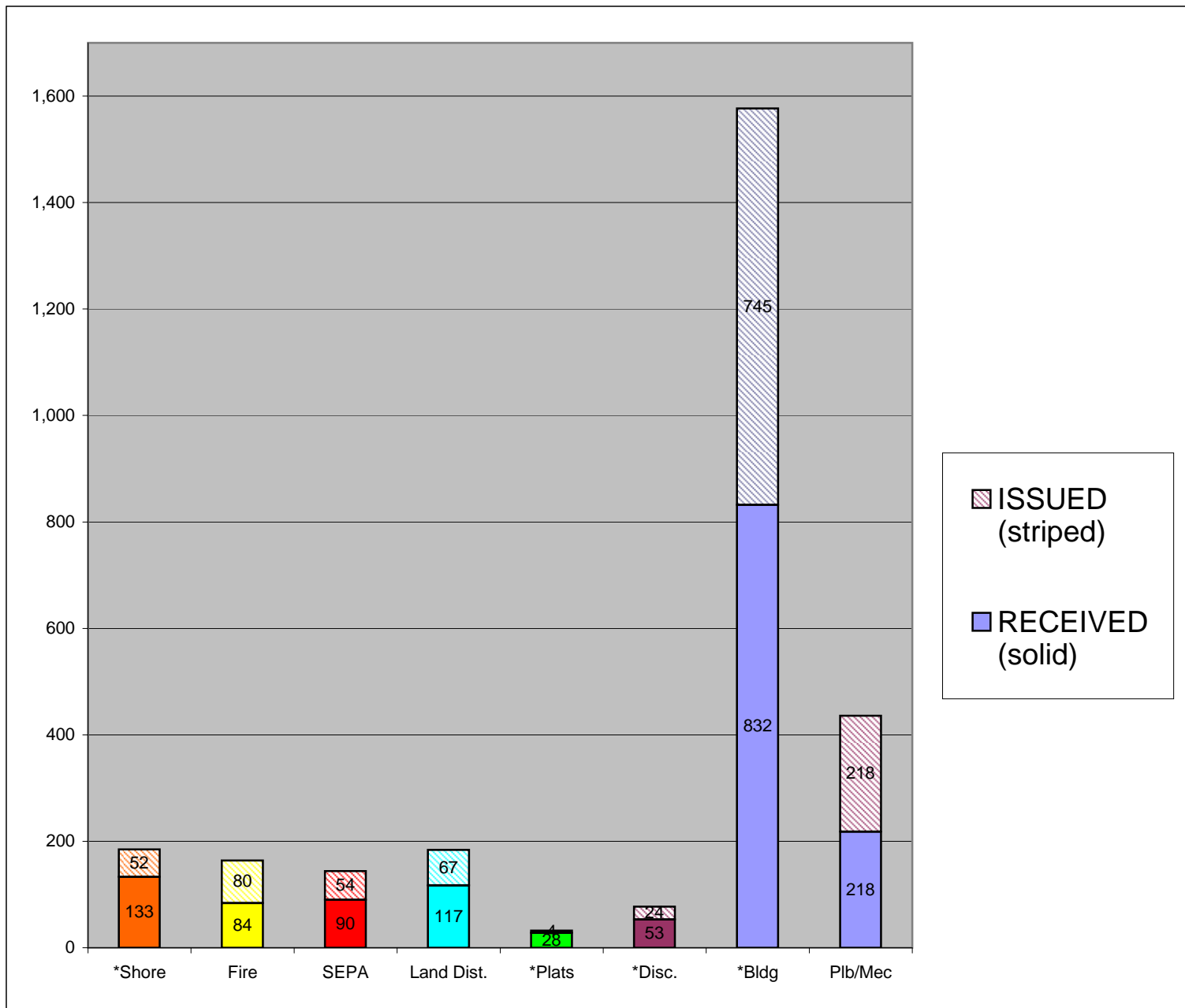
YEAR TO DATE

**CASES
RECEIVED
and
ISSUED**

JAN - JUL

Stripe = Issued
Solid = Received

Year to Date Report
July-08



*Shore = SHC, SHR, SHV, SHX

*Plats = LSS, SSS, BSP, PUD, MDP

*Disc = ADM, APL, CUP, NON, VAR

*Bldg = COM, DET, MOB, SFR