

Permit Activity, July 10

WHATCOM COUNTY PLANNING & DEVELOPMENT
2010 July



CURRENT MONTH		
SINGLE FAMILY RESIDENCES	ISSUED	VALUATION
NEW - RESIDENTIAL	27	7,535,000
NEW - DUPLEX		
ADDITION/REMODEL	21	1,456,272
CONVERT TO LIVING		
DEMOLITION (SINGLE FAMILY)	5	26,700
MOVE TO SITE		
REPLACE/REPAIR	2	204,540
RE-ROOF / SIDE ONLY	1	7,500
TOTAL	56	\$9,230,012.00

MOBILE HOMES	ISSUED	VALUATION
NEW - MOBILE HOME	3	66,917
ADDITION TO MOB		
CONVERT TO STORAGE		
REPLACEMENT	2	69,460
TEMP MOBILE		
TOTAL	5	\$136,377.00

DETACHED BUILDINGS	ISSUED	VALUATION
NEW - AG BARN / STORAGE	3	100,832
NEW - GARAGE	8	281,030
NEW - OTHER TYPE BLDG		
NEW - OTHER TYPE STRUCTURES		
NEW - STORAGE	2	20,960
ADDITION / REMODEL	2	32,010
CONVERT TO OTHER		
DEMOLITION (DETACHED)	2	3,500
MOVE TO SITE		
REPLACE / REPAIR		
RE-ROOF ONLY		
TOTAL	17	\$438,332.00

COMMERCIAL	ISSUED	VALUATION
NEW - 3 - 4 UNIT APARTMENTS		
NEW - 5 + UNIT APARTMENTS		
NEW - AIRPORT FACILITIES		
NEW - AMUSEMENT, SOCIAL, REC		
NEW - CHURCHES & OTH RELIGIOUS		
NEW - FIRE STATIONS / MEDIC ONE		
NEW - HOSPITALS / INSTITUTIONAL		
NEW - HOTEL / MOTEL / TOUR. CAB		
NEW - INDUSTRIAL		
NEW - MIXED USE		
NEW - OFFICE, BANKS, PROF		
NEW - OTHER PORTABLES	1	125,000
NEW - OTHER TYPE BLDGS		
NEW - OTHER TYPE STRUCTURES	7	1,208,530
NEW - PORTABLE CLASSROOM	1	20,000
NEW - PUBLIC WORKS & UTILITY		
NEW - SCHOOLS & OTHER ED		
NEW - STORAGE BLDGS		
NEW - STORES & CUSTOMER SERV		
NEW - WAREHOUSE		
ADDITION / REMODEL	2	211,888
CHANGE OF USE / TEN IMPROV / OCC	4	80,000
CONVERT		
DEMOLITION (COMMERCIAL)		
MOVE TO SITE		
REPLACE / REPAIR	1	18,000
RE-ROOF ONLY		
TOTAL	16	\$1,663,418.36

MONTHLY TOTAL	
ISSUED	VALUATION
94	\$11,468,139.36

YEAR TO DATE	
ISSUED	VALUATION
118	28,390,200
2	345,156
111	5,355,163
7	323,857
20	132,370
3	98,750
14	1,433,368
4	30,962
279	\$36,109,826.50

MOB	ISSUED	VALUATION
31	1,392,620	
12	372,846	
1	8,081	
44	\$1,773,547.00	

DET	ISSUED	VALUATION
31	1,095,312	
37	1,394,201	
4	68,010	
18	189,271	
13	399,355	
15	382,520	
1	6,720	
14	47,000	
5	46,140	
138	\$3,628,529.00	

COM	ISSUED	VALUATION
3	902,746	
1	6,455,305	
4	725,784	
8	1,593,199	
1	535,065	
2	430,524	
1	125,000	
5	873,701	
42	9,028,289	
1	20,000	
8	1,302,442	
18	2,207,931	
17	427,079	
1	5,000	
8	49,400	
13	524,641	
3	39,714	
136	\$25,245,820.45	

YEARLY TOTAL	
ISSUED	VALUATION
597	\$66,757,722.95



YEAR TO DATE

**BLDG PERMITS
 VALUATION**

in thousands

JAN - JUL

**Comparing
 2009 to 2010**

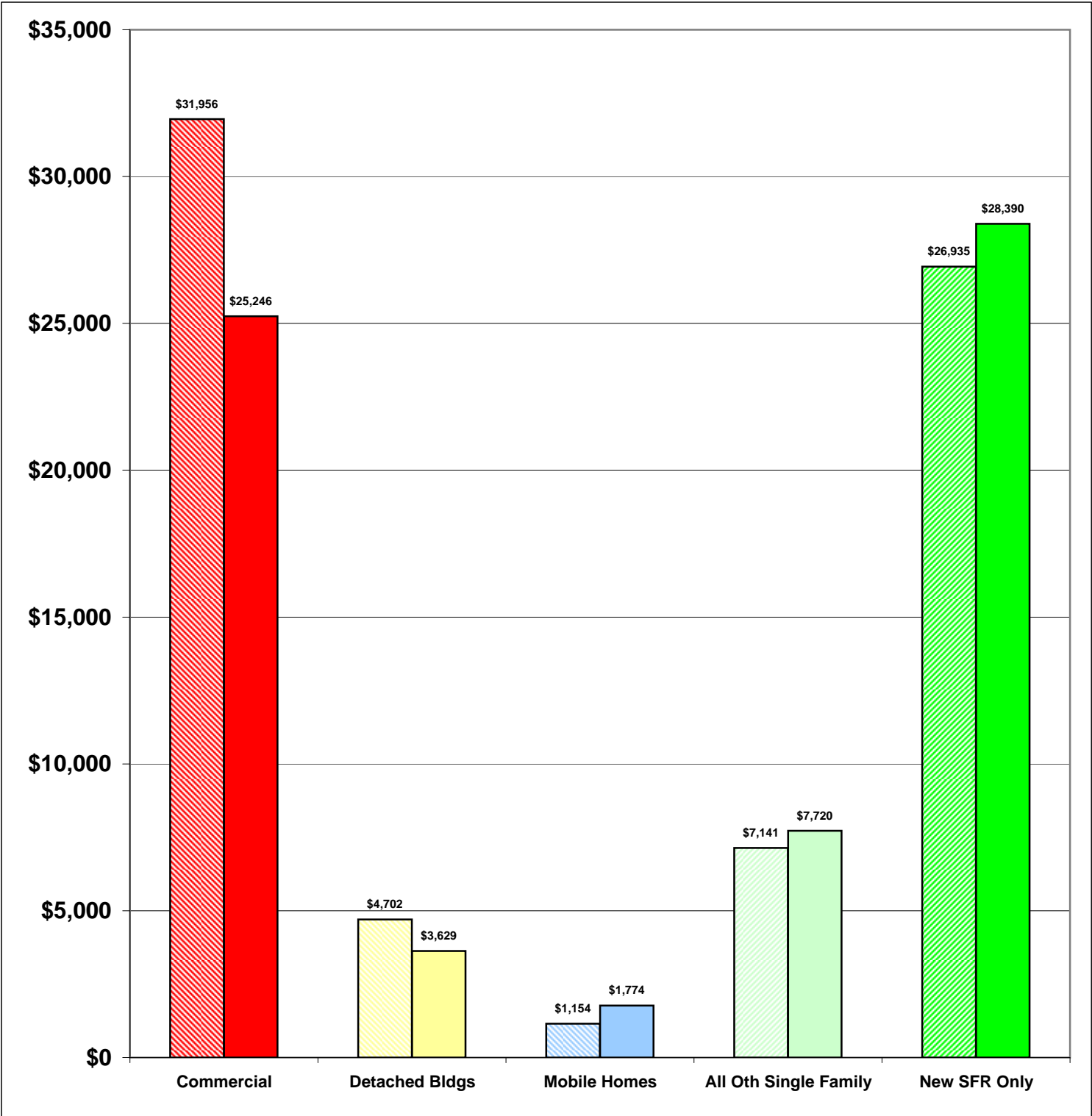
**2009 \$71,888
 2010 \$66,759**

-7%

Total Increase

Stripe = 09 Solid = 10

Year to Date Valuation Report
 July-10





**BLDG PERMITS
 ISSUED**

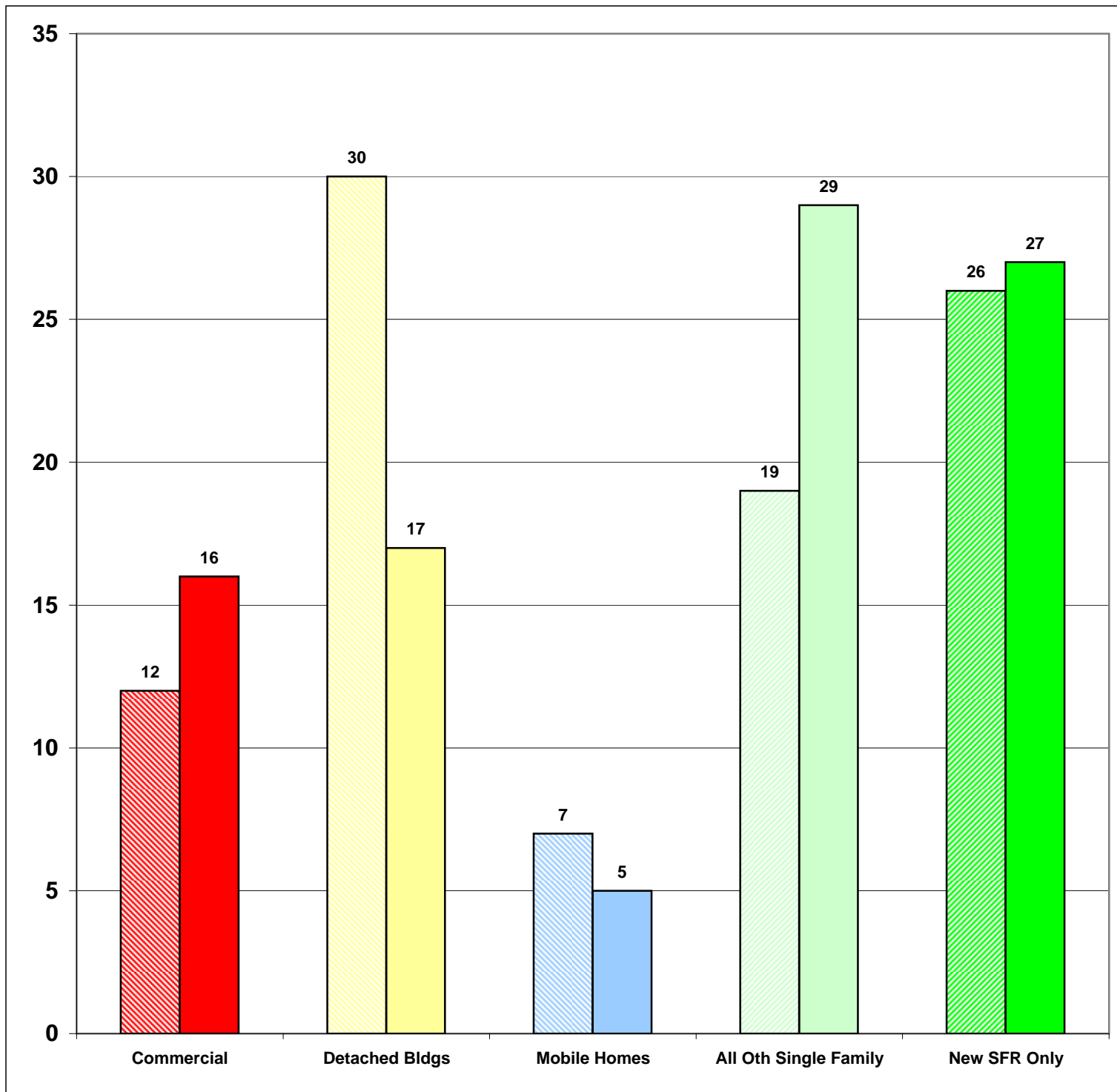
JUL

**Comparing
 2009 to 2010**

**Jul-09 94
 Jul-10 94**

**0%
 Total Increase**

Stripe = 07 Solid = 08



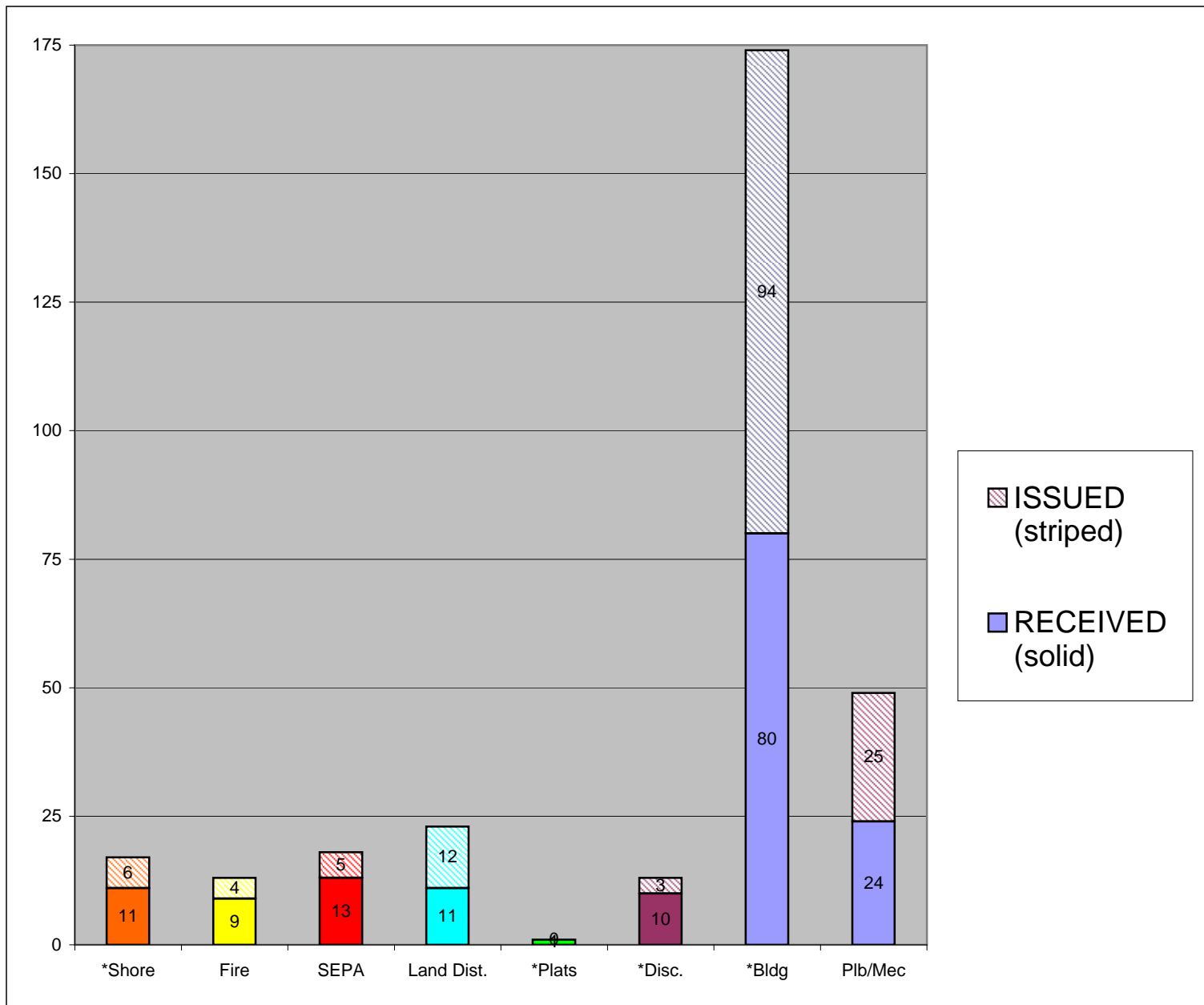


**CASES
RECEIVED
and
ISSUED**

JUL

Stripe = Issued
Solid = Received

Monthly Permit Report
July-10



*Shore = SHC, SHR, SHV, SHX

*Plats = LSS, SSS, BSP, PUD, MDP

*Disc = ADM, APL, CUP, NON, VAR

*Bldg = COM, DET, MOB, SFR



YEAR TO DATE

**BLDG PERMITS
ISSUED**

JAN - JUL

**Comparing
2009 to 2010**

2009 526

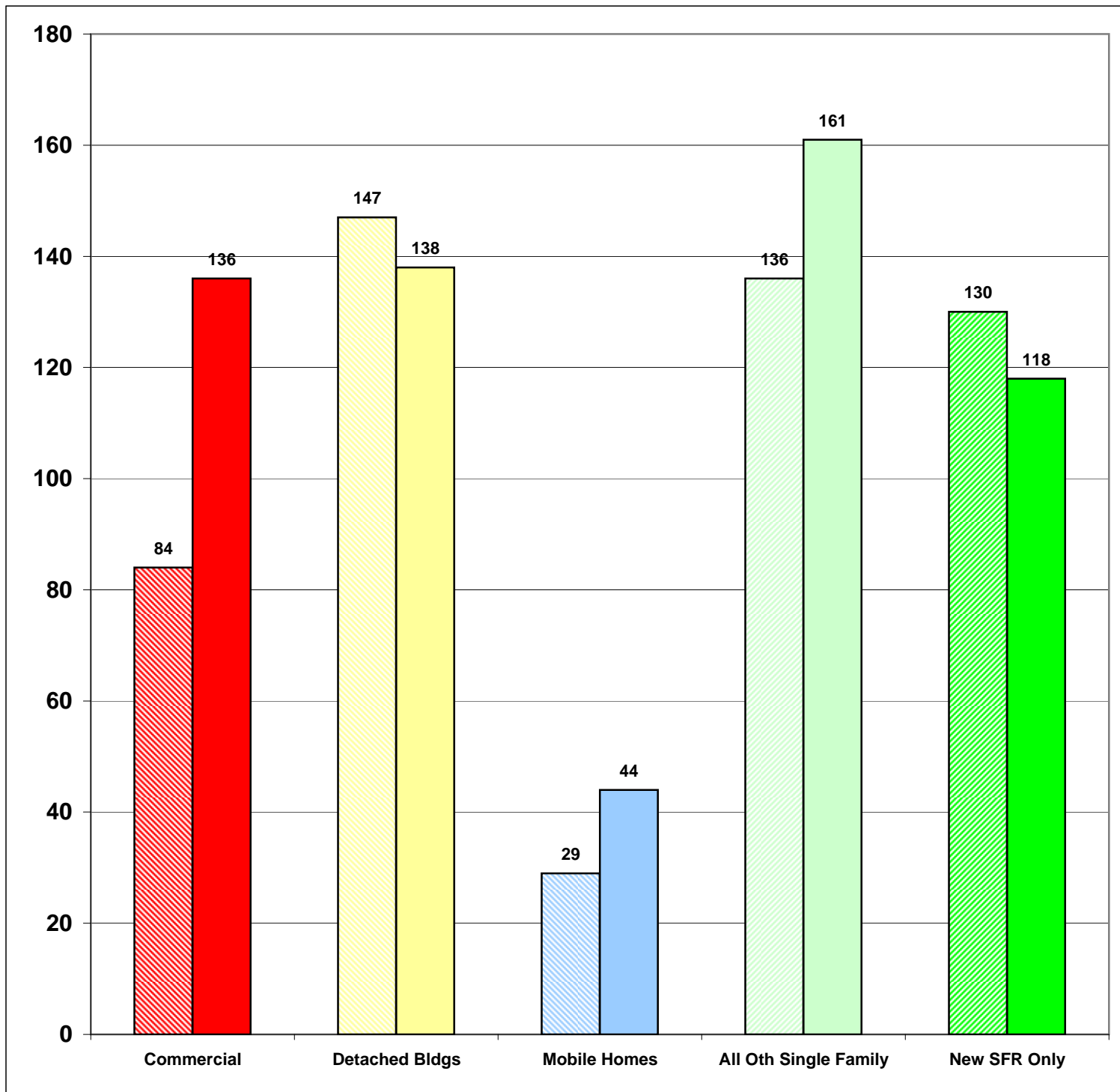
2010 597

13%

Total Increase

Stripe = 09 Solid = 10

**Year to Date Report
July-10**





YEAR TO DATE

**BLDG PERMITS
APPLIED FOR**

JAN - JUL

**Comparing
2009 to 2010**

2009 559

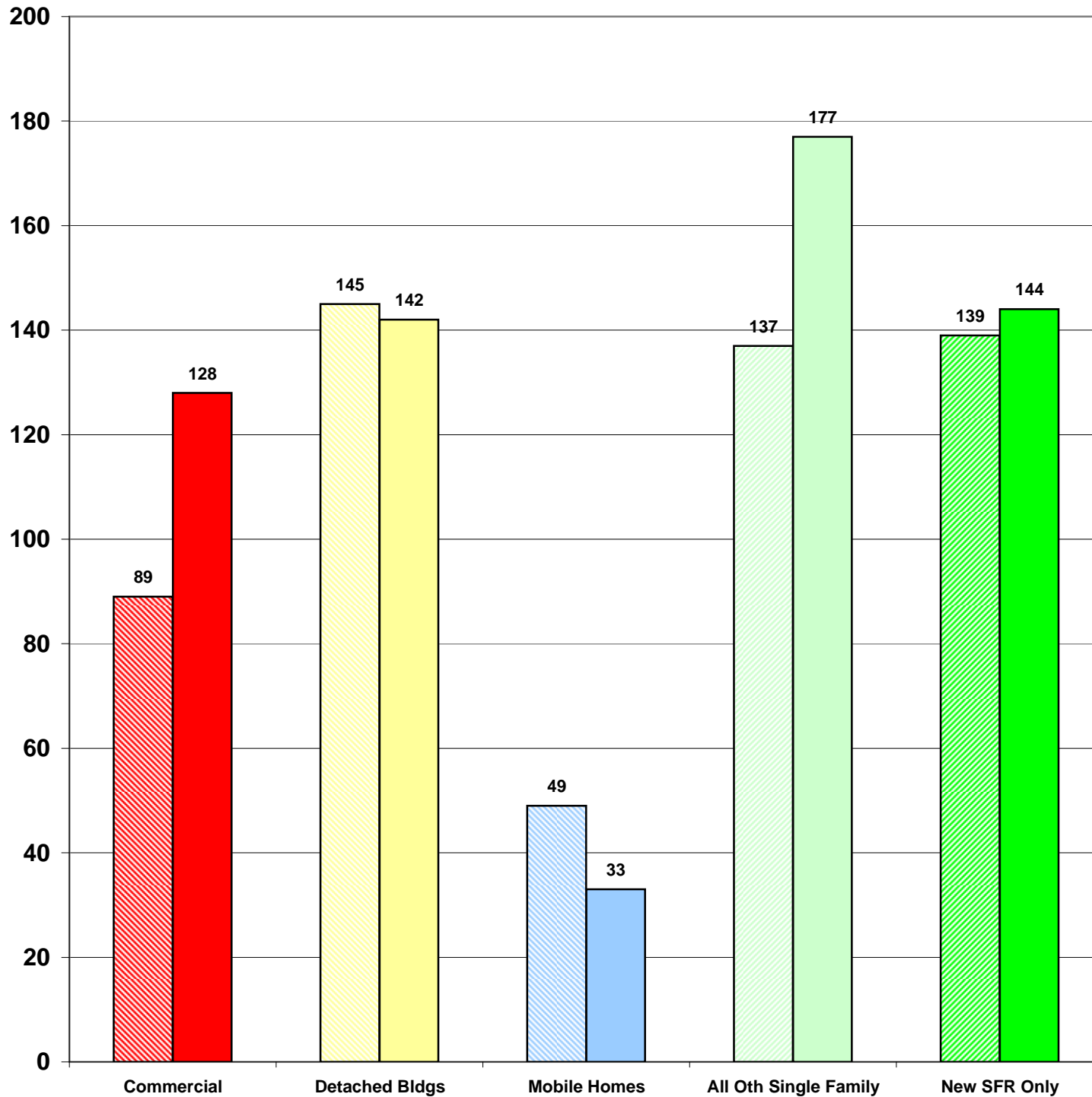
2010 624

12%

Total Increase

Stripe = 09 Solid = 10

**Year to Date Report
July-10**





YEAR TO DATE

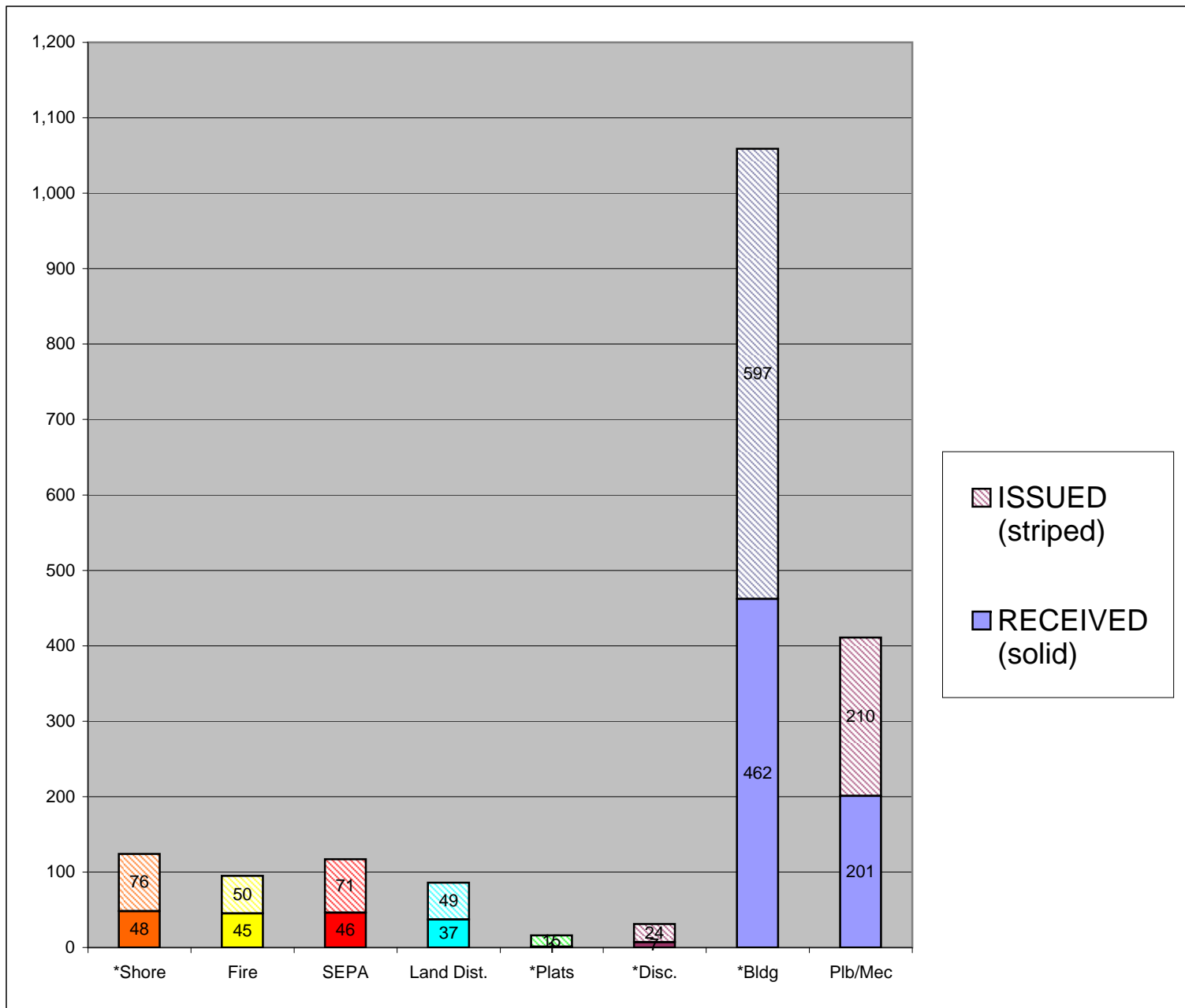
CASES

**RECEIVED
 and
 ISSUED**

JAN - JUL

Stripe = Issued
Solid = Received

Year to Date Report
 July-10



*Shore = SHC, SHR, SHV, SHX

*Plats = LSS, SSS, BSP, PUD, MDP

*Disc = ADM, APL, CUP, NON, VAR

*Bldg = COM, DET, MOB, SFR