

# Permit Activity, July 12

## WHATCOM COUNTY PLANNING & DEVELOPMENT 2012 July



CURRENT MONTH		
SINGLE FAMILY RESIDENCES	ISSUED	VALUATION
NEW - RESIDENTIAL	18	4,433,522
NEW - DUPLEX		
ADDITION/REMODEL	16	898,717
CONVERT TO LIVING	1	114,210
DEMOLITION (SINGLE FAMILY)	3	15,500
MOVE TO SITE		
REPLACE/REPAIR	2	24,000
RE-ROOF / SIDE ONLY		
<b>TOTAL</b>	<b>40</b>	<b>\$5,485,949.00</b>

MOBILE HOMES	ISSUED	VALUATION
NEW - MOBILE HOME	3	141,120
ADDITION TO MOB		
CONVERT TO STORAGE		
REPLACEMENT	2	67,018
TEMP MOBILE		
<b>TOTAL</b>	<b>5</b>	<b>\$208,138.00</b>

DETACHED BUILDINGS	ISSUED	VALUATION
NEW - AG BARN / STORAGE	3	103,980
NEW - GARAGE	6	204,320
NEW - OTHER TYPE BLDGS		
NEW - OTHER TYPE STRUCTURES	1	45,570
NEW - STORAGE	2	80,685
ADDITION / REMODEL		
CONVERT TO OTHER		
DEMOLITION (DETACHED)	1	2,000
MOVE TO SITE		
REPLACE / REPAIR	1	3,840
RE-ROOF ONLY		
<b>TOTAL</b>	<b>14</b>	<b>\$440,395.00</b>

COMMERCIAL	ISSUED	VALUATION
NEW - 3 - 4 UNIT APARTMENTS		
NEW - 5 + UNIT APARTMENTS		
NEW - AIRPORT FACILITIES		
NEW - AMUSEMENT, SOCIAL, REC		
NEW - CHURCHES & OTH RELIGIOUS		
NEW - FIRE STATIONS / MEDIC ONE		
NEW - HOSPITALS / INSTITUTIONAL		
NEW - HOTEL / MOTEL / TOUR. CAB	2	52,316
NEW - INDUSTRIAL		
NEW - MIXED USE		
NEW - OFFICE, BANKS, PROF		
NEW - OTHER PORTABLES		
NEW - OTHER TYPE BLDGS		
NEW - OTHER TYPE STRUCTURES	11	305,092
NEW - PORTABLE CLASSROOM		
NEW - PUBLIC WORKS & UTILITY	1	35,000
NEW - SCHOOLS & OTHER ED		
NEW - STORAGE BLDGS		
NEW - STORES & CUSTOMER SERV		
NEW - WAREHOUSE		
ADDITION / REMODEL	2	154,800
CHANGE OF USE / TEN IMPROV / OCC	1	28,084
CONVERT		
DEMOLITION (COMMERCIAL)		
MOVE TO SITE		
REPLACE / REPAIR		
RE-ROOF ONLY	1	31,800
<b>TOTAL</b>	<b>18</b>	<b>\$607,092.00</b>

MONTHLY TOTAL	
ISSUED	VALUATION
77	\$6,741,574.00

YEAR TO DATE	
ISSUED	VALUATION
85	17,213,831
65	3,209,779
4	245,780
14	101,350
7	145,870
<b>175</b>	<b>\$20,916,610.38</b>

MOB	ISSUED	VALUATION
	32	1,168,847
	5	140,813
	<b>37</b>	<b>\$1,309,660.00</b>

DET	ISSUED	VALUATION
	22	1,498,858
	34	956,387
	5	59,425
	11	246,524
	11	366,480
	7	119,210
	7	15,350
	3	14,544
	<b>100</b>	<b>\$3,276,778.00</b>

COM	ISSUED	VALUATION
	1	16,154,128
	2	52,316
	1	422,729
	1	3,824
	1	2,473
	20	5,432,429
	4	1,299,094
	1	139,062
	1	466,514
	15	4,834,752
	12	298,233
	1	5,000
	7	996,000
	2	41,300
	<b>69</b>	<b>\$30,147,854.20</b>

YEARLY TOTAL	
ISSUED	VALUATION
381	\$55,650,902.58



**YEAR TO DATE**

**BLDG PERMITS  
 VALUATION**

in thousands

**July**

**Comparing  
 2011 to 2012**

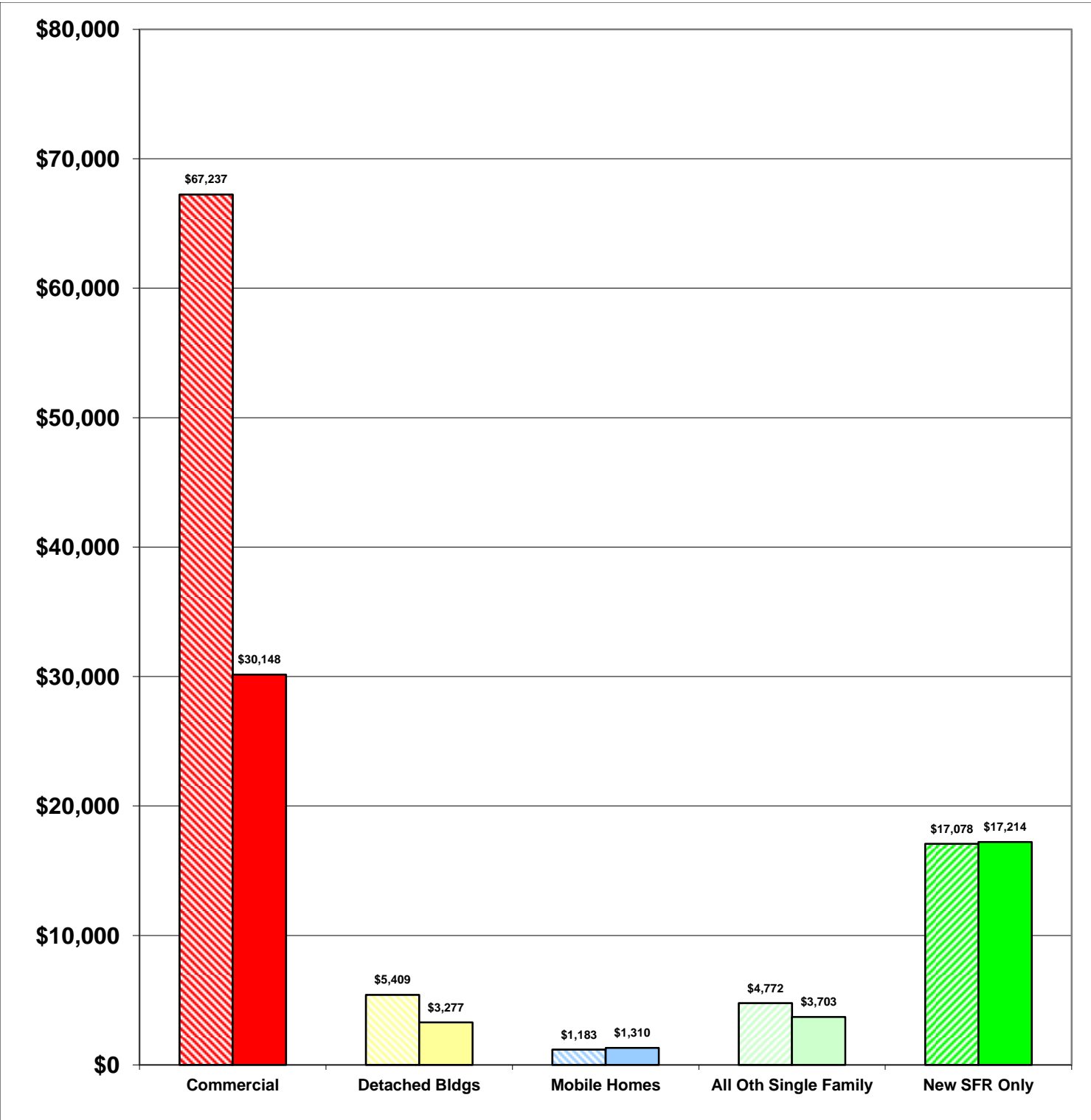
**2011     \$95,679  
 2012     \$55,652**

**-42%**

**Total Increase**

**Stripe = 2011     Solid = 2012**

Year to Date Valuation Report  
 July-12





## BLDG PERMITS ISSUED

July

Comparing  
2011 to 2012

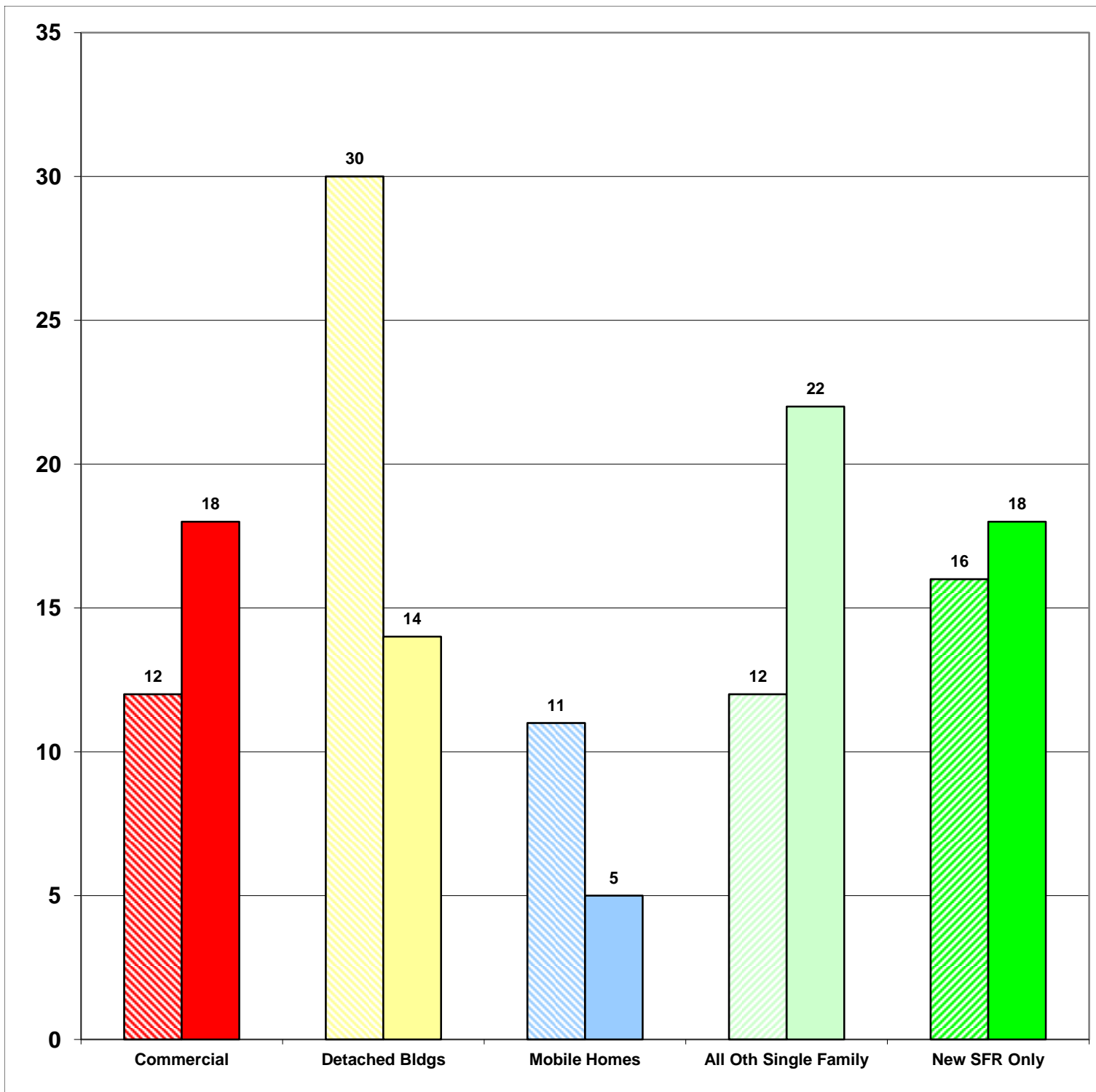
Jul-11    81  
Jul-12    77

-5%

Total Increase

Stripe = 2011    Solid = 2012

Monthly Report  
July-12



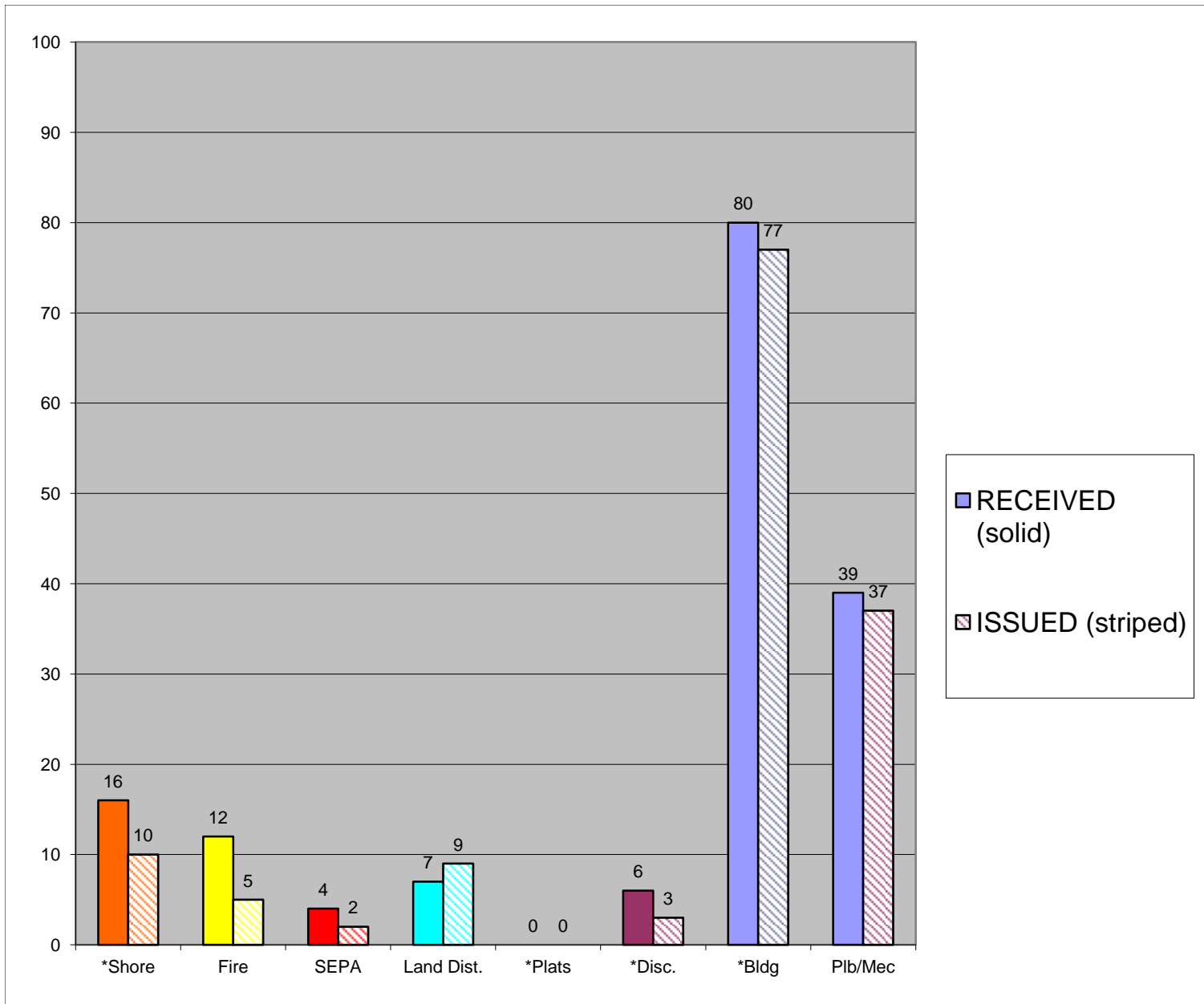


**CASES  
 RECEIVED  
 and  
 ISSUED**

**July**

**Stripe = Issued**  
**Solid = Received**

Monthly Permit Report  
 July-12



\*Shore = SHC, SHR, SHV, SHX  
 \*Plats = LSS, SSS, BSP, PUD, MDP  
 \*Disc = ADM, APL, CUP, NON, VAR  
 \*Bldg = COM, DET, MOB, SFR



**YEAR TO DATE**

**BLDG PERMITS  
ISSUED**

**JAN - JUL**

**Comparing  
2011 to 2012**

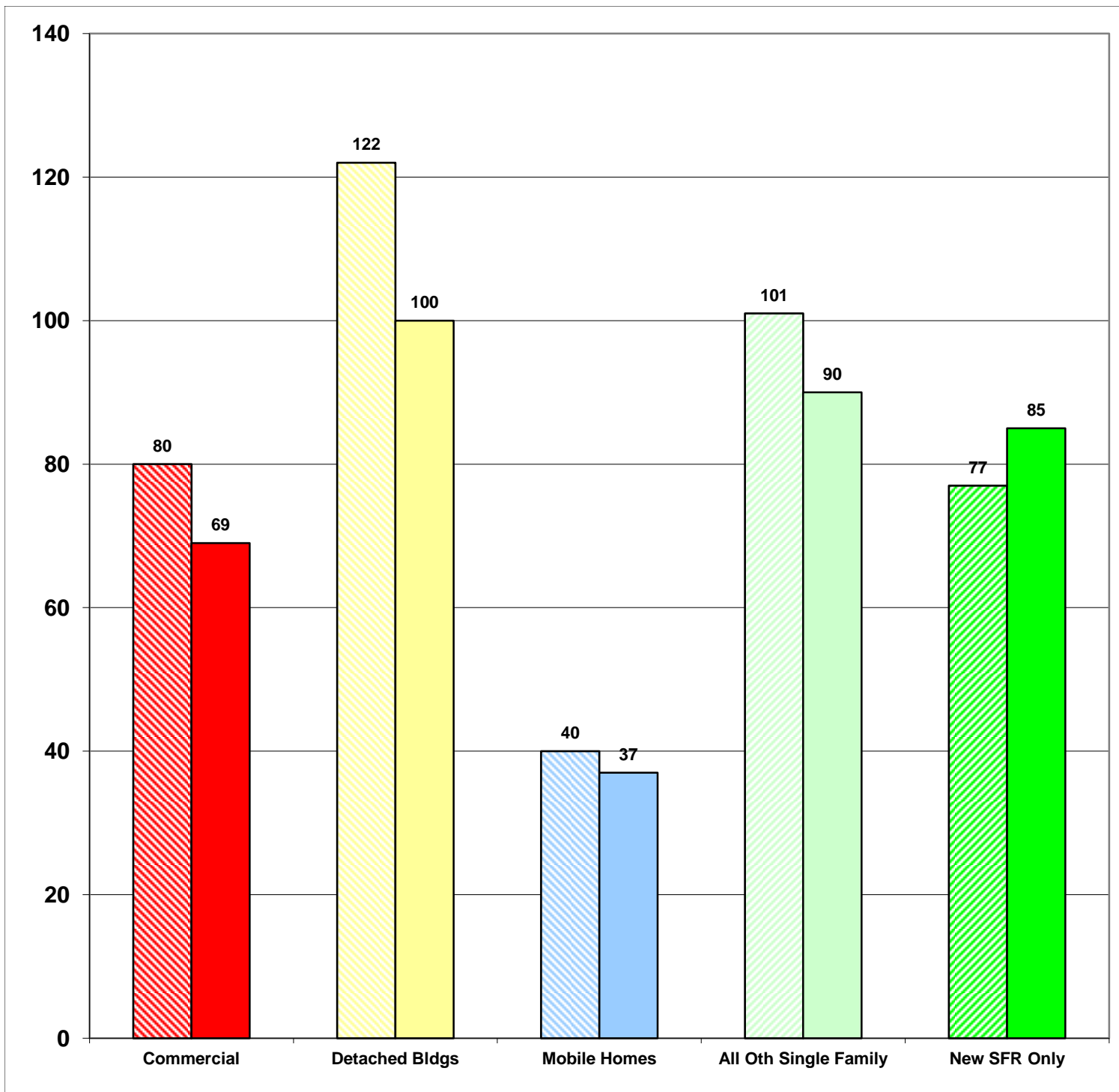
**2011     420  
2012     381**

**-9%**

**Total Increase**

**Stripe = 11    Solid = 12**

**Year to Date Report  
July-12**





**YEAR TO DATE**

**BLDG PERMITS  
APPLIED FOR**

**JAN - JUL**

**Comparing  
2011 to 2012**

**2011      460**

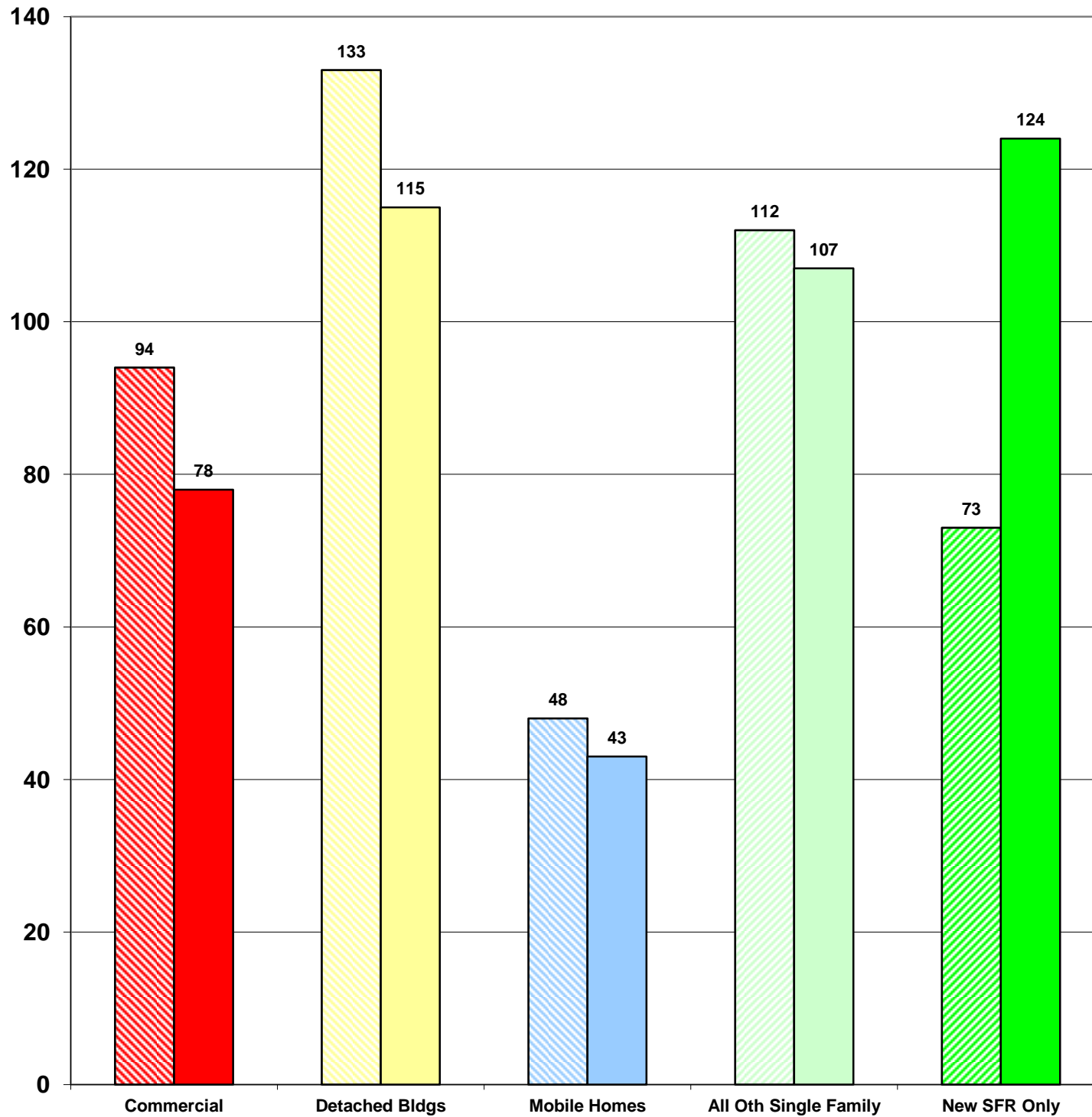
**2012      467**

**2%**

**Total Increase**

**Stripe = 2011    Solid = 2012**

Year to Date Report  
July-12





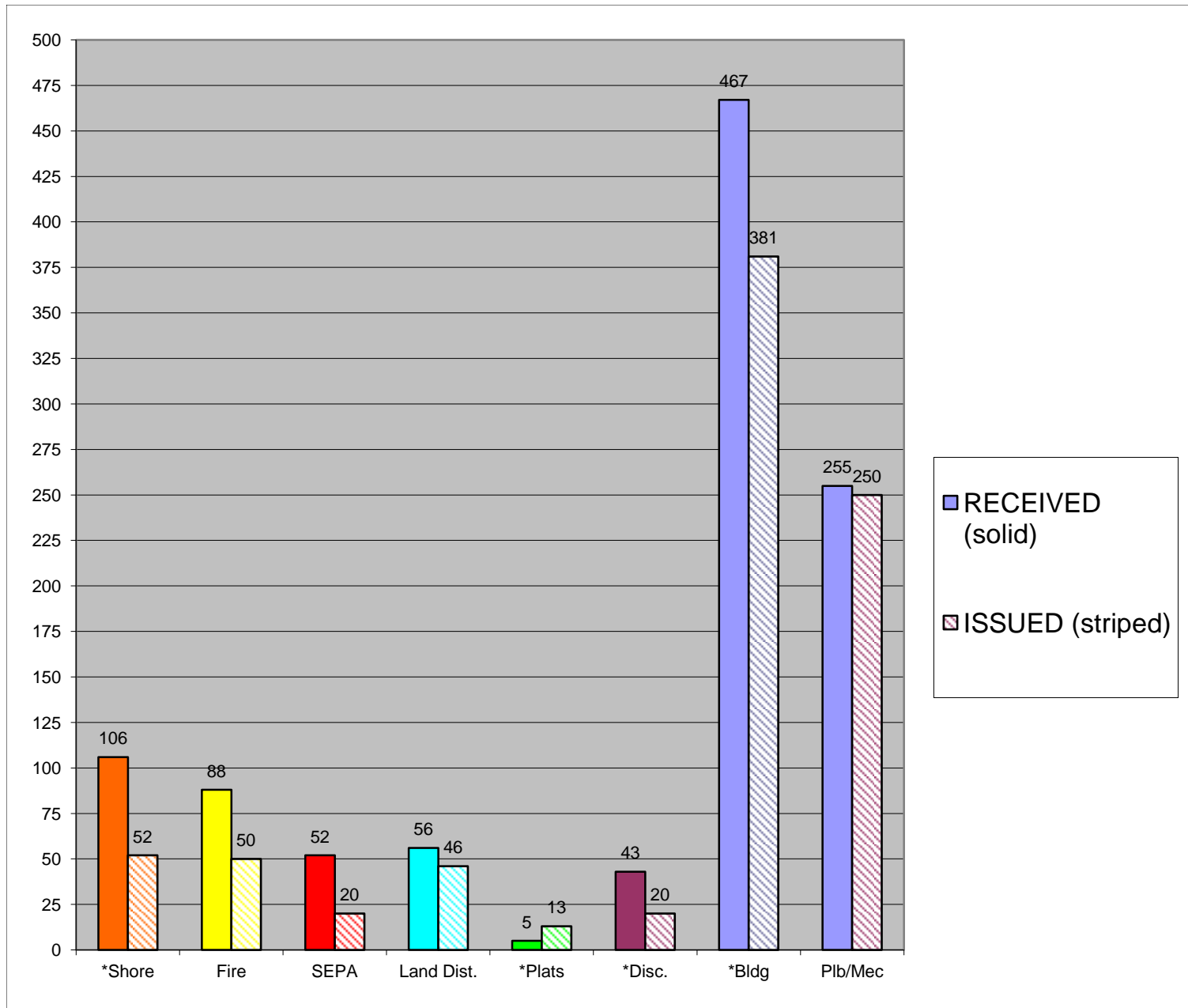
**YEAR TO DATE**

**CASES  
RECEIVED  
and  
ISSUED**

**JAN - JUL**

**Stripe = Issued**  
**Solid = Received**

Year to Date Report  
July-12



\*Shore = SHC, SHR, SHV, SHX

\*Plats = LSS, SSS, BSP, PUD, MDP

\*Disc = ADM, APL, CUP, NON, VAR

\*Bldg = COM, DET, MOB, SFR