

Permit Activity, June 08

WHATCOM COUNTY PLANNING & DEVELOPMENT 2008 June



| CURRENT MONTH | | |
|----------------------------|-----------|------------------------|
| SINGLE FAMILY RESIDENCES | ISSUED | VALUATION |
| NEW - RESIDENTIAL | 47 | 11,012,144 |
| NEW - DUPLEX | | |
| ADDITION/REMODEL | 21 | 979,644 |
| CONVERT TO LIVING | | |
| DEMOLITION (SINGLE FAMILY) | 2 | 11,000 |
| MOVE TO SITE | | |
| REPLACE/REPAIR | 4 | 356,155 |
| RE-ROOF / SIDE ONLY | | |
| TOTAL | 74 | \$12,358,942.50 |

| MOBILE HOMES | ISSUED | VALUATION |
|--------------------|----------|---------------------|
| NEW - MOBILE HOME | 2 | 81,876 |
| ADDITION TO MOB | | |
| CONVERT TO STORAGE | | |
| REPLACEMENT | 3 | 143,964 |
| TEMP MOBILE | | |
| TOTAL | 5 | \$225,840.00 |

| DETACHED BUILDINGS | ISSUED | VALUATION |
|-----------------------------|-----------|-----------------------|
| NEW - AG BARN / STORAGE | 4 | 349,398 |
| NEW - GARAGE | 13 | 294,740 |
| NEW - OTHER TYPE BLDG | 1 | 3,240 |
| NEW - OTHER TYPE STRUCTURES | 1 | 1,320 |
| NEW - STORAGE | 3 | 94,180 |
| ADDITION / REMODEL | 2 | 406,368 |
| CONVERT TO OTHER | | |
| DEMOLITION (DETACHED) | 1 | 1,500 |
| MOVE TO SITE | | |
| REPLACE / REPAIR | 1 | 19,000 |
| RE-ROOF ONLY | | |
| TOTAL | 26 | \$1,169,746.00 |

| COMMERCIAL | ISSUED | VALUATION |
|----------------------------------|-----------|-----------------------|
| NEW - 3 - 4 UNIT APARTMENTS | | |
| NEW - 5 + UNIT APARTMENTS | | |
| NEW - AIRPORT FACILITIES | | |
| NEW - AMUSEMENT, SOCIAL, REC | | |
| NEW - CHURCHES & OTH RELIGIOUS | | |
| NEW - FIRE STATIONS / MEDIC ONE | | |
| NEW - HOSPITALS / INSTITUTIONAL | | |
| NEW - HOTEL / MOTEL / TOUR. CAB | | |
| NEW - INDUSTRIAL | | |
| NEW - MIXED USE | | |
| NEW - OFFICE, BANKS, PROF | 1 | 50,000 |
| NEW - OTHER PORTABLES | | |
| NEW - OTHER TYPE BLDGS | | |
| NEW - OTHER TYPE STRUCTURES | 7 | 643,419 |
| NEW - PORTABLE CLASSROOM | | |
| NEW - PUBLIC WORKS & UTILITY | | |
| NEW - SCHOOLS & OTHER ED | | |
| NEW - STORAGE BLDGS | | |
| NEW - STORES & CUSTOMER SERV | | |
| NEW - WAREHOUSE | 1 | 748,893 |
| ADDITION / REMODEL | 1 | 12,000 |
| CHANGE OF USE / TEN IMPROV / OCC | 1 | 50,000 |
| CONVERT | 1 | - |
| DEMOLITION (COMMERCIAL) | | |
| MOVE TO SITE | | |
| REPLACE / REPAIR | 1 | 5,500 |
| RE-ROOF ONLY | | |
| TOTAL | 13 | \$1,509,811.88 |

| MONTHLY TOTAL | |
|---------------|-----------------|
| ISSUED | VALUATION |
| 118 | \$15,264,340.38 |

| YEAR TO DATE | |
|--------------|------------------------|
| ISSUED | VALUATION |
| 174 | 41,384,045 |
| 107 | 5,691,154 |
| 1 | - |
| 19 | 151,915 |
| 1 | 3,000 |
| 25 | 852,969 |
| 5 | 59,428 |
| 332 | \$48,142,510.50 |

| MOB | ISSUED | VALUATION |
|-----------|-----------------------|-----------|
| 22 | 914,458 | |
| 20 | 736,537 | |
| 42 | \$1,650,995.00 | |

| DET | ISSUED | VALUATION |
|------------|-----------------------|-----------|
| 34 | 2,867,808 | |
| 73 | 1,806,527 | |
| 5 | 36,892 | |
| 12 | 175,414 | |
| 15 | 339,040 | |
| 10 | 605,824 | |
| 2 | 8,800 | |
| 6 | 26,750 | |
| 9 | 120,332 | |
| 166 | \$5,987,387.00 | |

| COM | ISSUED | VALUATION |
|-----------|------------------------|-----------|
| 1 | 832,216 | |
| 1 | 15,000 | |
| 2 | 372,000 | |
| 2 | 170,000 | |
| 1 | 53,902 | |
| 2 | 1,050,000 | |
| 30 | 8,821,038 | |
| 1 | 150,000 | |
| 1 | 48,231 | |
| 1 | 11,189 | |
| 2 | 2,425,882 | |
| 7 | 4,539,225 | |
| 7 | 213,000 | |
| 1 | - | |
| 1 | 15,000 | |
| 2 | 100,000 | |
| 3 | 126,000 | |
| 3 | 192,000 | |
| 68 | \$19,134,682.88 | |

| YEARLY TOTAL | |
|--------------|-----------------|
| ISSUED | VALUATION |
| 608 | \$74,915,575.38 |



YEAR TO DATE

**BLDG PERMITS
 VALUATION**

in thousands

June

**Comparing
 2007 to 2008**

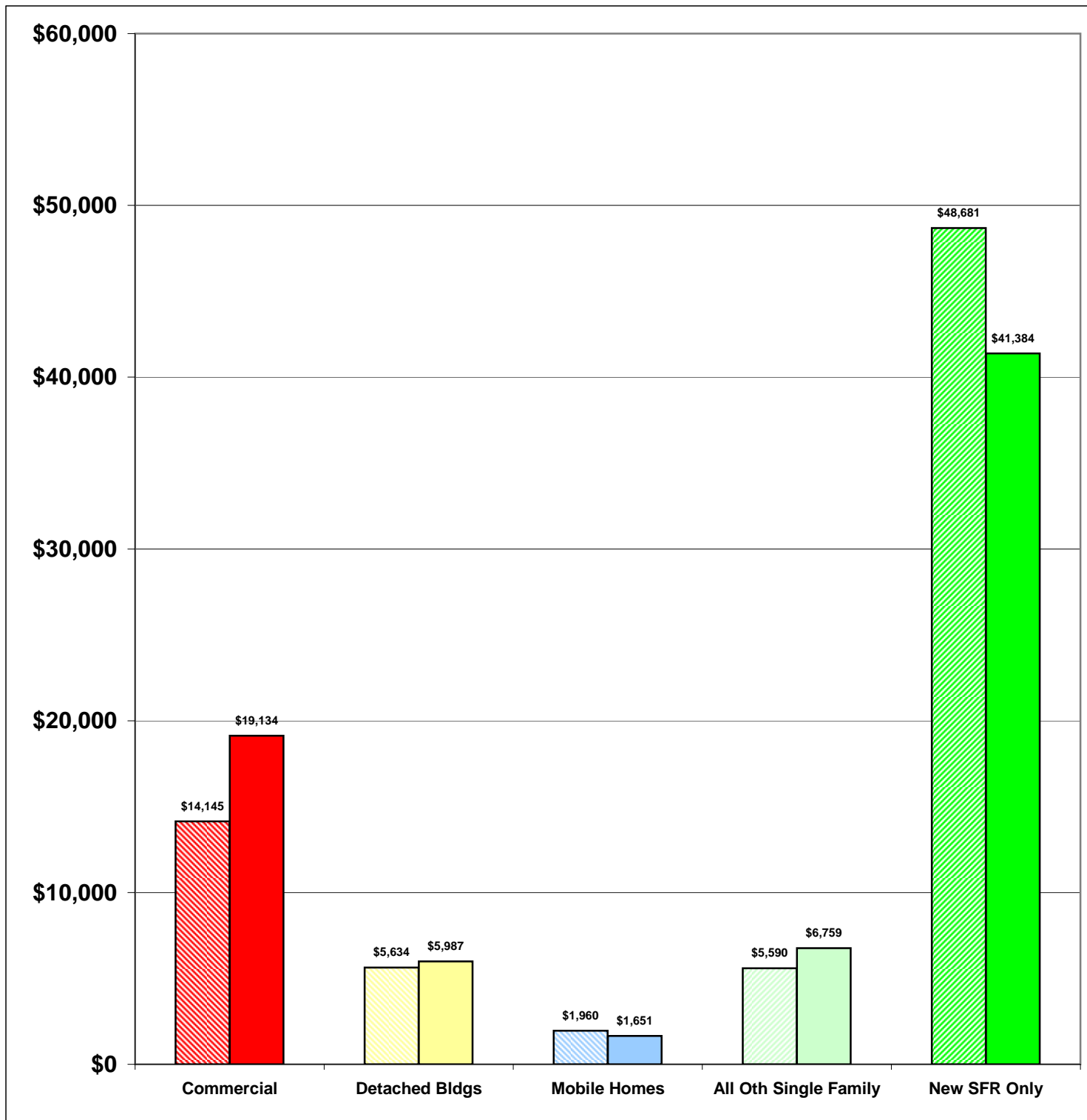
**2007 \$76,010
 2008 \$74,915**

-1%

Total Increase

Stripe = 07 Solid = 08

Year to Date Valuation Report
 June-08





BLDG PERMITS ISSUED

June

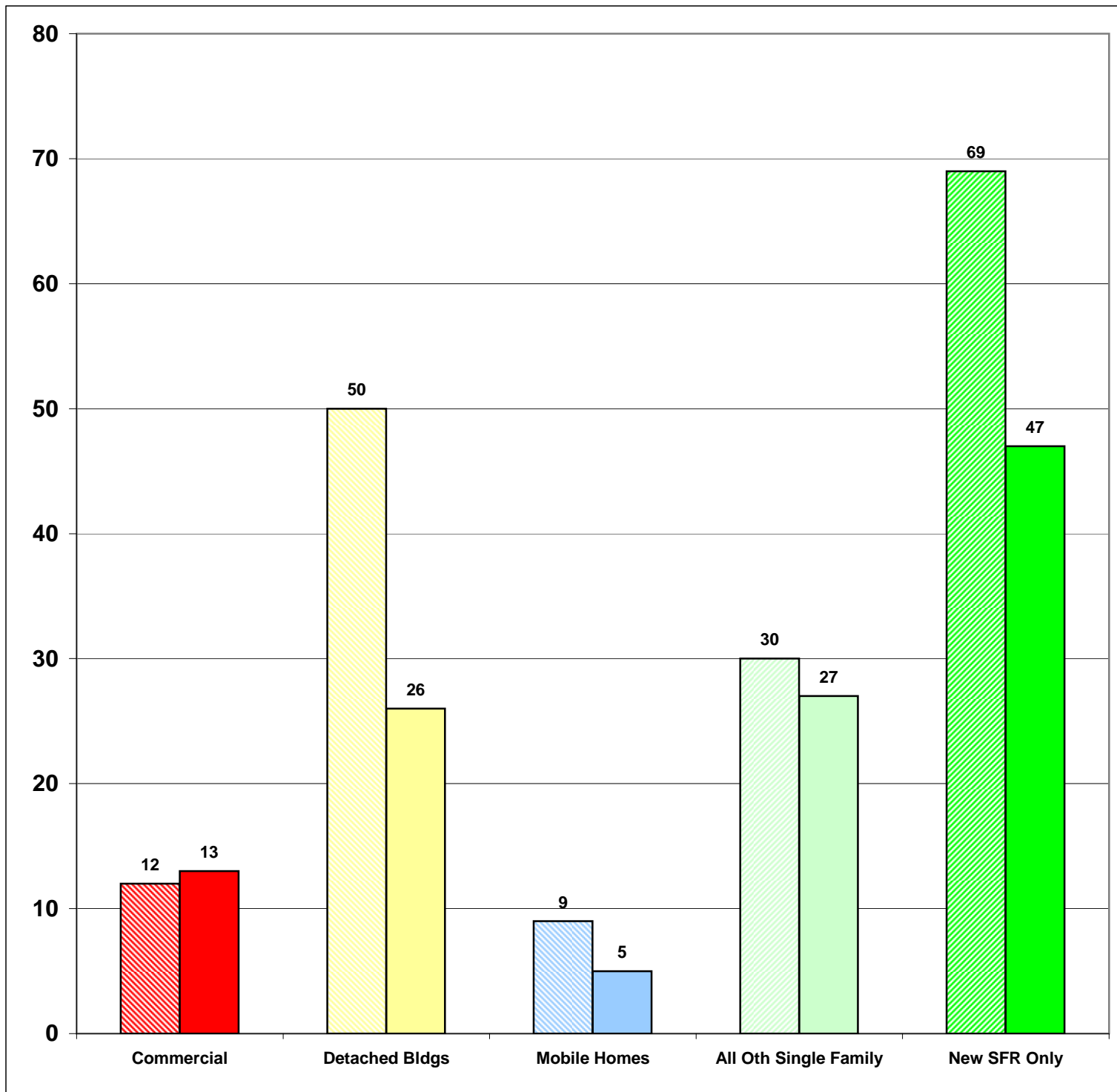
Comparing
2007 to 2008

Jun-07 170
Jun-08 118

-31%
Total Increase

Stripe = 07 Solid = 08

Monthly Report
June-08



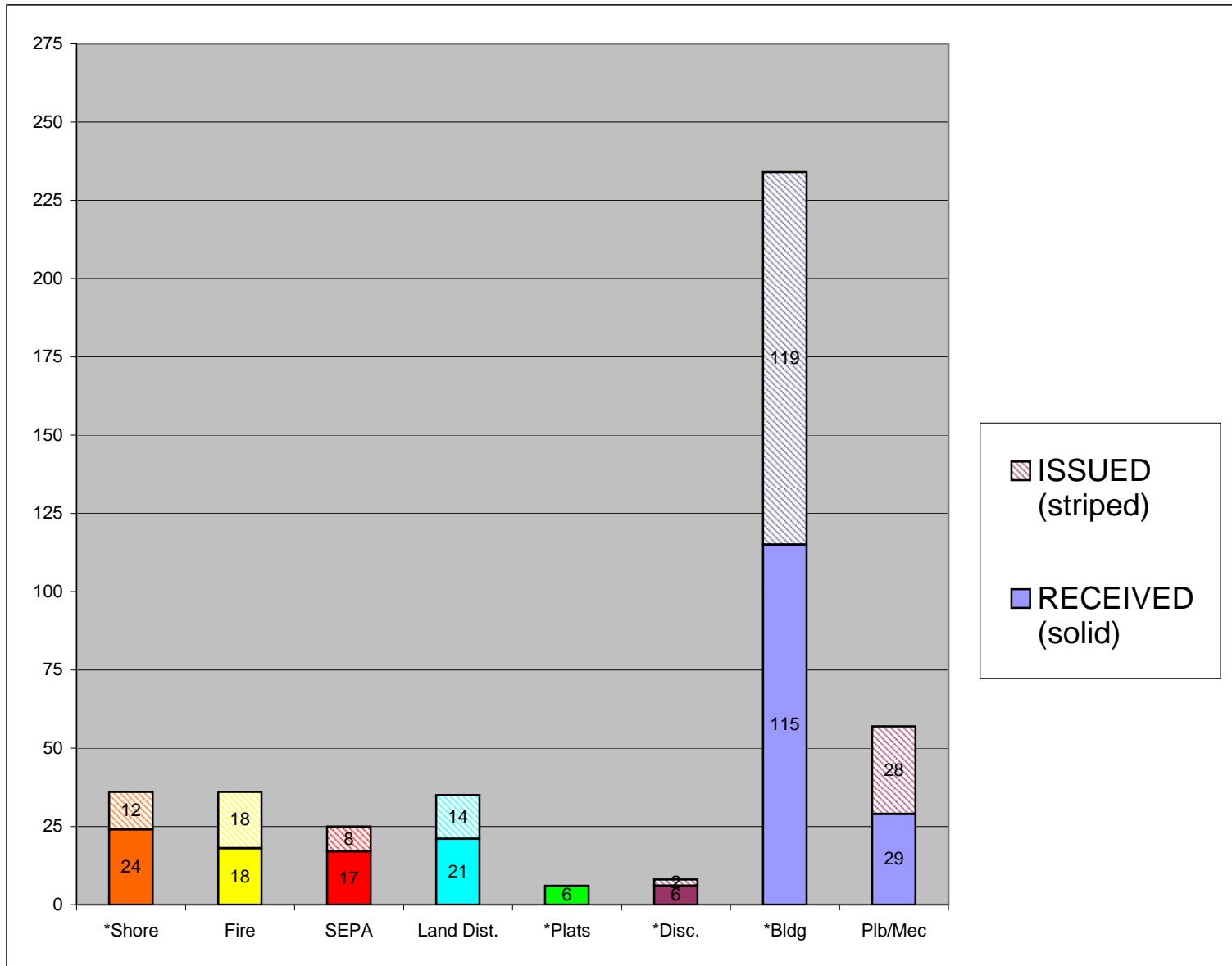


**CASES
 RECEIVED
 and
 ISSUED**

June

Stripe = Issued
Solid = Received

Monthly Permit Report
 June-08



*Shore = SHC, SHR, SHV, SHX

*Plats = LSS, SSS, BSP, PUD, MDP

*Disc = ADM, APL, CUP, NON, VAR

*Bldg = COM, DET, MOB, SFR



YEAR TO DATE

**BLDG PERMITS
ISSUED**

JAN - JUN

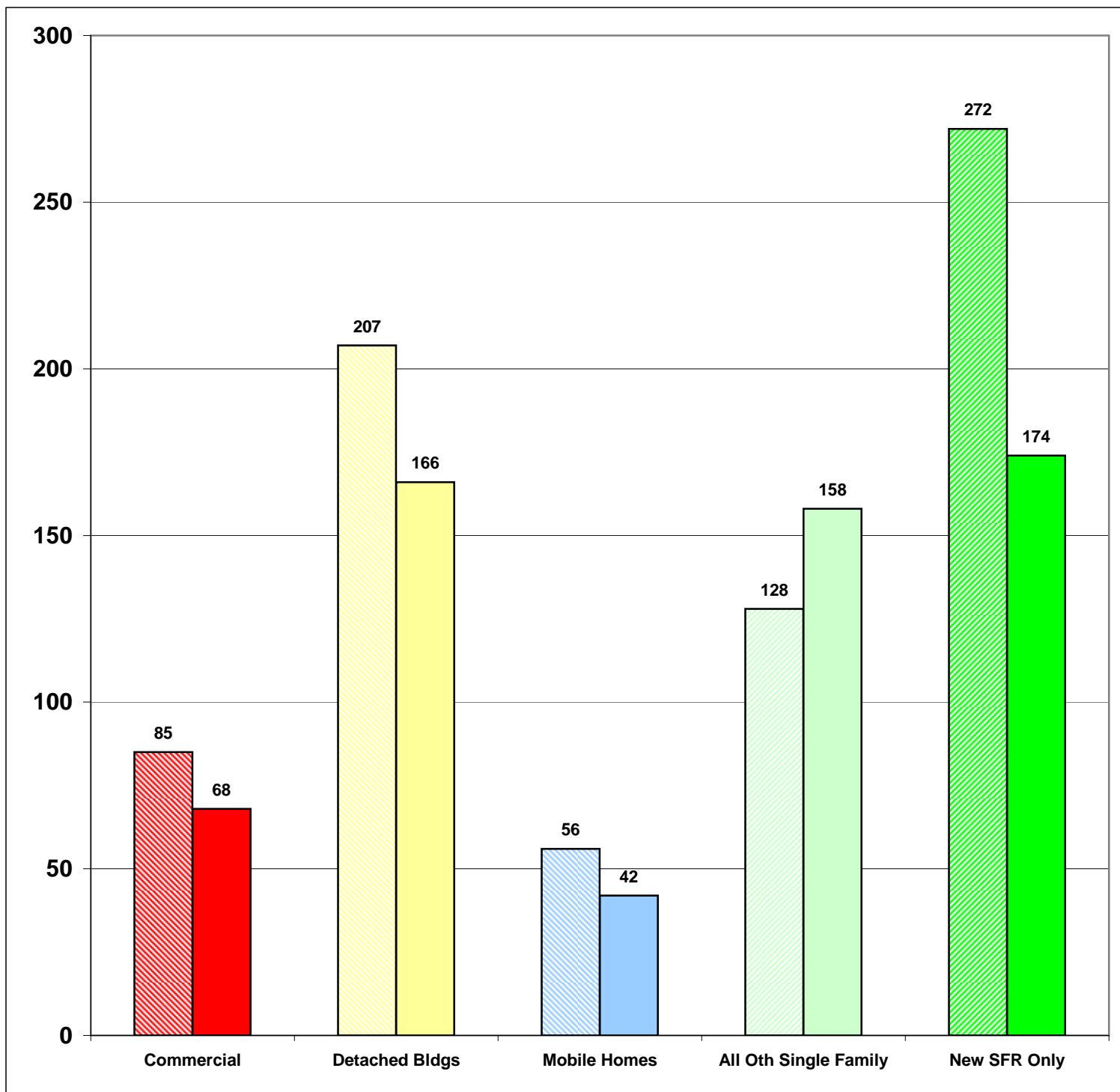
**Comparing
2007 to 2008**

| | |
|-------------|------------|
| 2007 | 748 |
| 2008 | 608 |

-19%

Total Increase

Stripe = 07 Solid = 08





YEAR TO DATE

**BLDG PERMITS
APPLIED FOR**

JAN - JUN

**Comparing
2007 to 2008**

2007 833

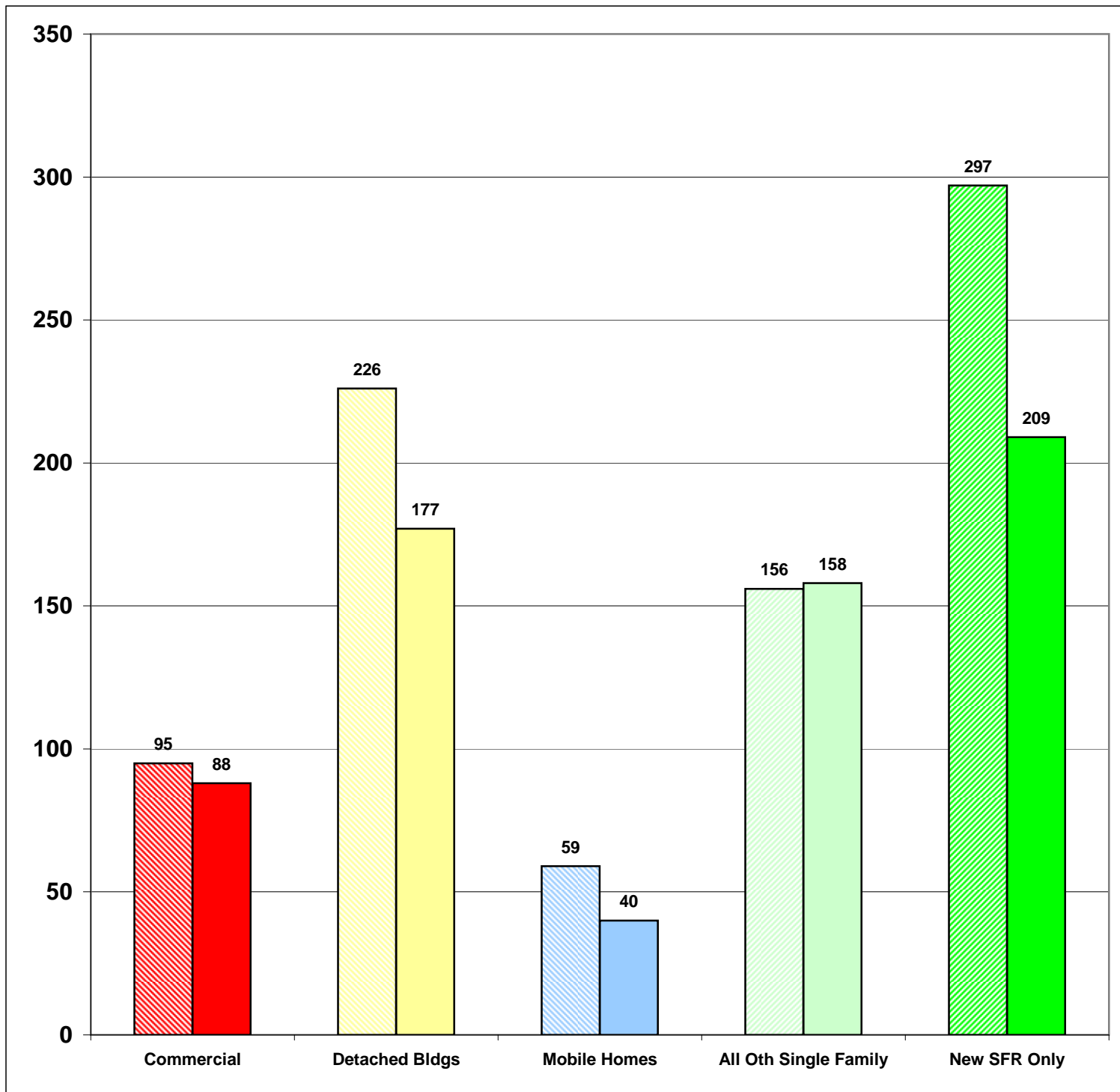
2008 672

-19%

Total Increase

Stripe = 07 Solid = 08

Year to Date Report
June-08



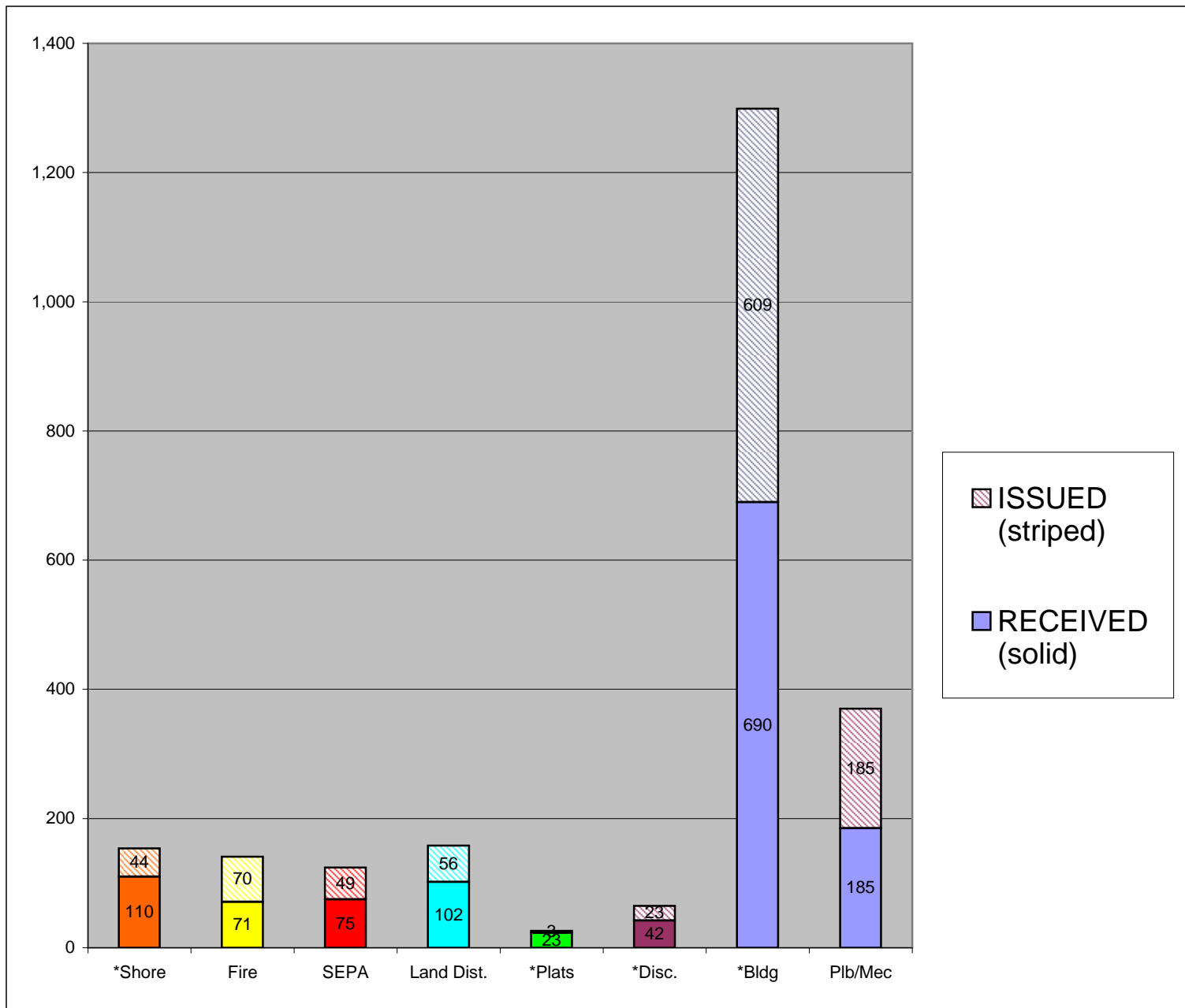


YEAR TO DATE

CASES

**RECEIVED
and
ISSUED**

JAN - JUN



Stripe = Issued
Solid = Received

Year to Date Report
June-08

*Shore = SHC, SHR, SHV, SHX

*Plats = LSS, SSS, BSP, PUD, MDP

*Disc = ADM, APL, CUP, NON, VAR

*Bldg = COM, DET, MOB, SFR