

# Permit Activity, June 09

WHATCOM COUNTY PLANNING & DEVELOPMENT  
2009 June



| CURRENT MONTH              |           |                       |
|----------------------------|-----------|-----------------------|
| SINGLE FAMILY RESIDENCES   | ISSUED    | VALUATION             |
| NEW - RESIDENTIAL          | 16        | 3,518,184             |
| NEW - DUPLEX               |           |                       |
| ADDITION/REMODEL           | 17        | 927,071               |
| CONVERT TO LIVING          | 1         | 86,520                |
| DEMOLITION (SINGLE FAMILY) | 3         | 17,500                |
| MOVE TO SITE               |           |                       |
| REPLACE/REPAIR             | 3         | 98,592                |
| RE-ROOF / SIDE ONLY        |           |                       |
| <b>TOTAL</b>               | <b>40</b> | <b>\$4,647,867.00</b> |

| MOBILE HOMES       | ISSUED   | VALUATION           |
|--------------------|----------|---------------------|
| NEW - MOBILE HOME  | 4        | 193,424             |
| ADDITION TO MOB    |          |                     |
| CONVERT TO STORAGE |          |                     |
| REPLACEMENT        | 1        | 16,000              |
| TEMP MOBILE        |          |                     |
| <b>TOTAL</b>       | <b>5</b> | <b>\$209,424.00</b> |

| DETACHED BUILDINGS          | ISSUED    | VALUATION           |
|-----------------------------|-----------|---------------------|
| NEW - AG BARN / STORAGE     | 3         | 177,920             |
| NEW - GARAGE                | 11        | 350,700             |
| NEW - OTHER TYPE BLDG       | 1         | 9,000               |
| NEW - OTHER TYPE STRUCTURES | 4         | 28,660              |
| NEW - STORAGE               | 1         | 18,000              |
| ADDITION / REMODEL          |           |                     |
| CONVERT TO OTHER            | 1         | 10,000              |
| DEMOLITION (DETACHED)       | 3         | 25,900              |
| MOVE TO SITE                |           |                     |
| REPLACE / REPAIR            | 2         | 51,860              |
| RE-ROOF ONLY                |           |                     |
| <b>TOTAL</b>                | <b>26</b> | <b>\$672,040.00</b> |

| COMMERCIAL                       | ISSUED   | VALUATION              |
|----------------------------------|----------|------------------------|
| NEW - 3 - 4 UNIT APARTMENTS      |          |                        |
| NEW - 5 + UNIT APARTMENTS        |          |                        |
| NEW - AIRPORT FACILITIES         |          |                        |
| NEW - AMUSEMENT, SOCIAL, REC     |          |                        |
| NEW - CHURCHES & OTH RELIGIOUS   |          |                        |
| NEW - FIRE STATIONS / MEDIC ONE  |          |                        |
| NEW - HOSPITALS / INSTITUTIONAL  |          |                        |
| NEW - HOTEL / MOTEL / TOUR. CAB  |          |                        |
| NEW - INDUSTRIAL                 |          |                        |
| NEW - MIXED USE                  | 1        | 14,688,638             |
| NEW - OFFICE, BANKS, PROF        |          |                        |
| NEW - OTHER PORTABLES            |          |                        |
| NEW - OTHER TYPE BLDGS           | 1        | 1,700,000              |
| NEW - OTHER TYPE STRUCTURES      | 1        | 500                    |
| NEW - PORTABLE CLASSROOM         |          |                        |
| NEW - PUBLIC WORKS & UTILITY     |          |                        |
| NEW - SCHOOLS & OTHER ED         |          |                        |
| NEW - STORAGE BLDGS              |          |                        |
| NEW - STORES & CUSTOMER SERV     |          |                        |
| NEW - WAREHOUSE                  |          |                        |
| ADDITION / REMODEL               | 1        | 60,000                 |
| CHANGE OF USE / TEN IMPROV / OCC |          |                        |
| CONVERT                          |          |                        |
| DEMOLITION (COMMERCIAL)          |          |                        |
| MOVE TO SITE                     |          |                        |
| REPLACE / REPAIR                 |          |                        |
| RE-ROOF ONLY                     |          |                        |
| <b>TOTAL</b>                     | <b>4</b> | <b>\$16,449,138.00</b> |

| MONTHLY TOTAL |                 |
|---------------|-----------------|
| ISSUED        | VALUATION       |
| 75            | \$21,978,469.00 |

| YEAR TO DATE |                        |
|--------------|------------------------|
| ISSUED       | VALUATION              |
| 104          | 20,776,803             |
| 86           | 4,667,010              |
| 5            | 462,537                |
| 8            | 58,500                 |
| 17           | 590,382                |
| 2            | 36,662                 |
| <b>222</b>   | <b>\$26,591,893.90</b> |

| MOB | ISSUED    | VALUATION           |
|-----|-----------|---------------------|
|     | 14        | 665,165             |
|     | 8         | 256,593             |
|     | <b>22</b> | <b>\$921,758.00</b> |

| DET | ISSUED     | VALUATION             |
|-----|------------|-----------------------|
|     | 27         | 1,217,796             |
|     | 39         | 1,139,679             |
|     | 9          | 132,430               |
|     | 13         | 216,834               |
|     | 7          | 209,460               |
|     | 6          | 95,418                |
|     | 1          | 10,000                |
|     | 7          | 382,800               |
|     | 8          | 160,331               |
|     | <b>117</b> | <b>\$3,564,748.00</b> |

| COM | ISSUED    | VALUATION              |
|-----|-----------|------------------------|
|     | 1         | 155,043                |
|     | 1         | 24,420                 |
|     | 7         | 3,191,399              |
|     | 1         | 14,688,638             |
|     | 3         | 1,193,342              |
|     | 2         | 1,831,664              |
|     | 16        | 923,440                |
|     | 1         | 20,000                 |
|     | 1         | 238,000                |
|     | 9         | 2,297,996              |
|     | 3         | 1,665,639              |
|     | 11        | 482,134                |
|     | 6         | 2,635,781              |
|     | 2         | 7,500                  |
|     | 1         | 3,550                  |
|     | 6         | 146,188                |
|     | 1         | 30,000                 |
|     | <b>72</b> | <b>\$29,534,734.44</b> |

| YEARLY TOTAL |                 |
|--------------|-----------------|
| ISSUED       | VALUATION       |
| 433          | \$60,613,134.34 |



**YEAR TO DATE**

**BLDG PERMITS  
VALUATION**

in thousands

**June**

**Comparing  
2008 to 2009**

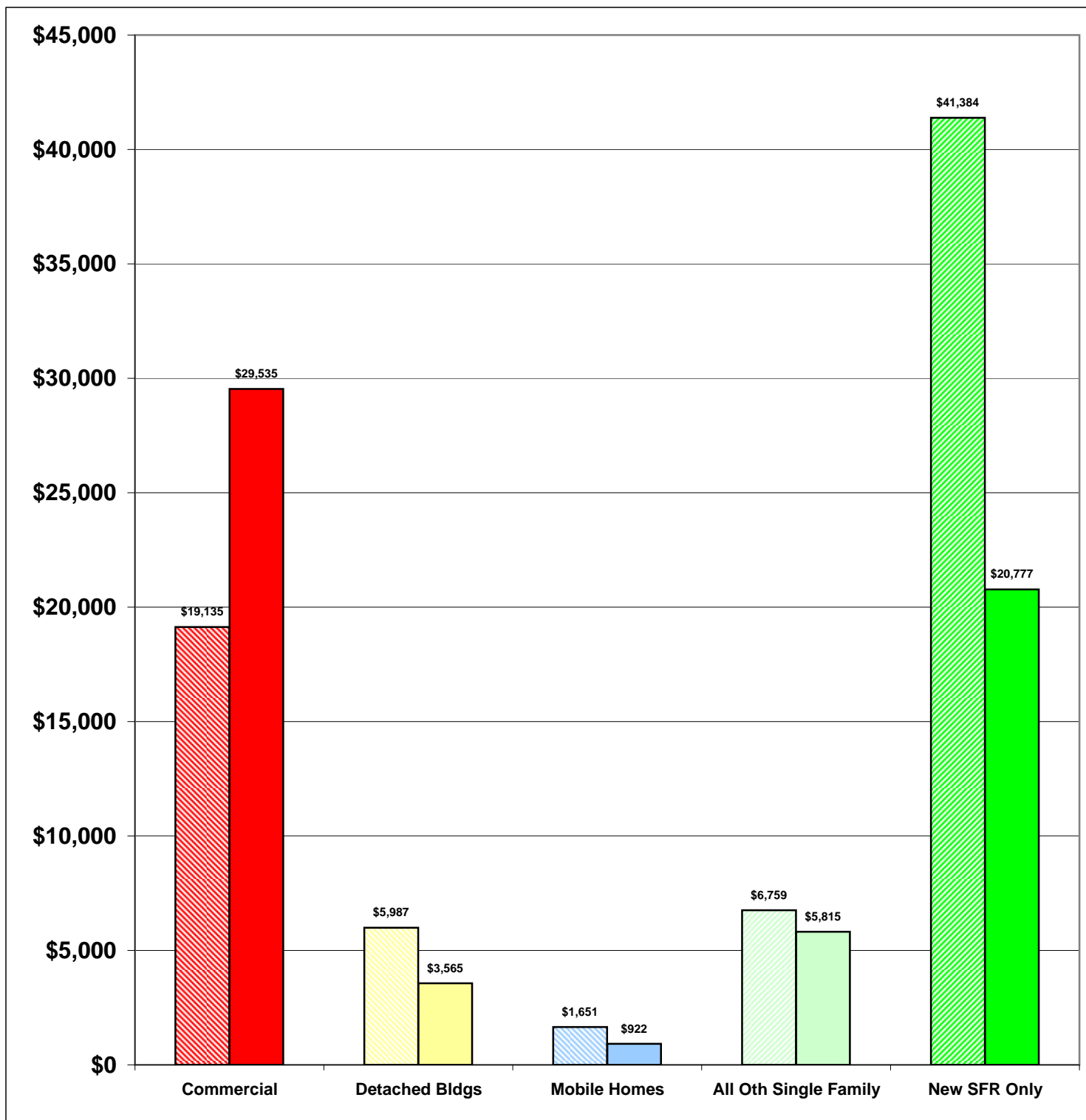
**2008     \$74,916  
2009     \$60,614**

**-19%**

**Total Increase**

**Stripe = 08    Solid = 09**

Year to Date Valuation Report  
June-09





## BLDG PERMITS ISSUED

June

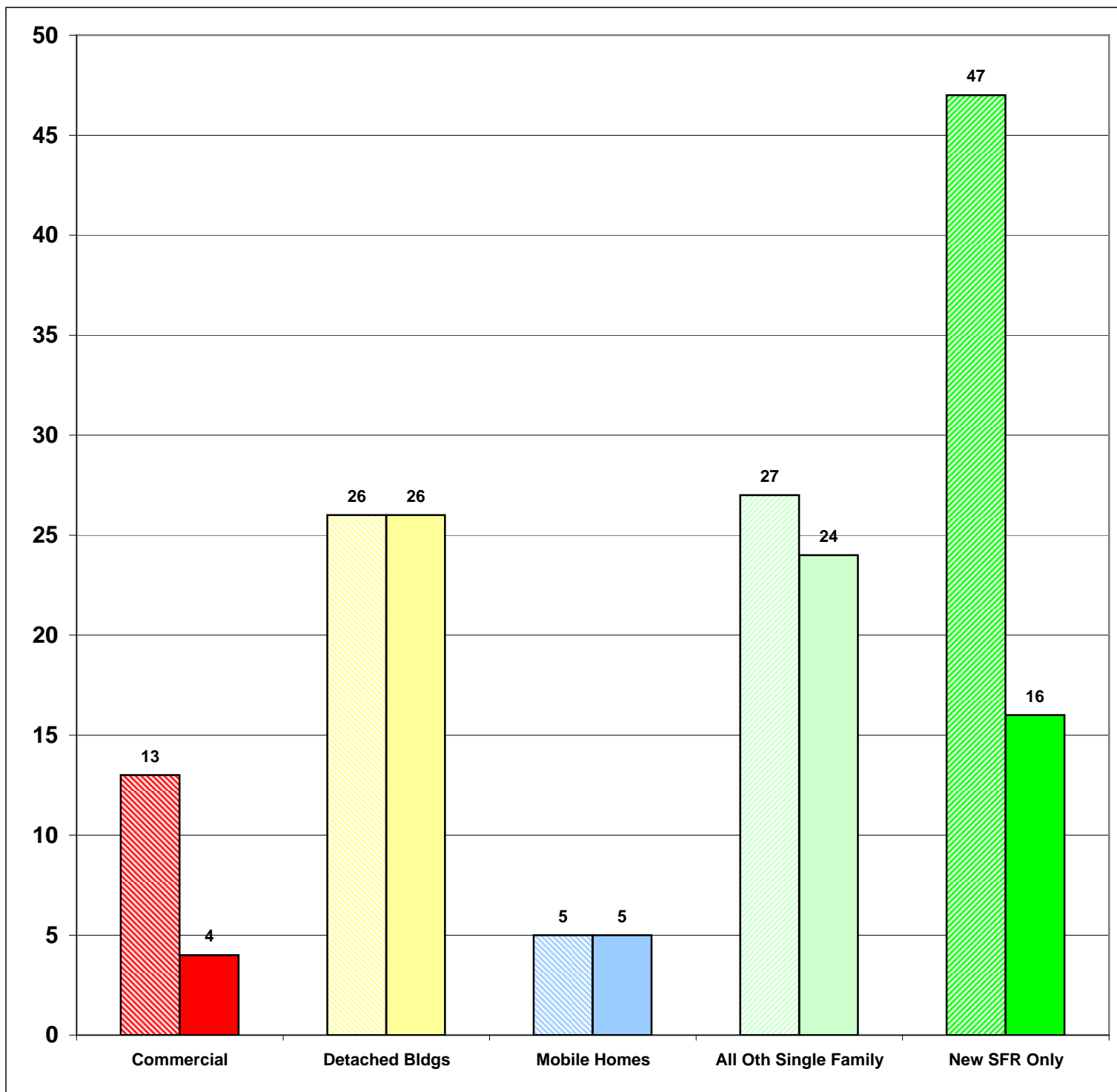
Comparing  
2008 to 2009

Jun-08 118  
Jun-09 75

-36%

Total Increase

Stripe = 07 Solid = 08



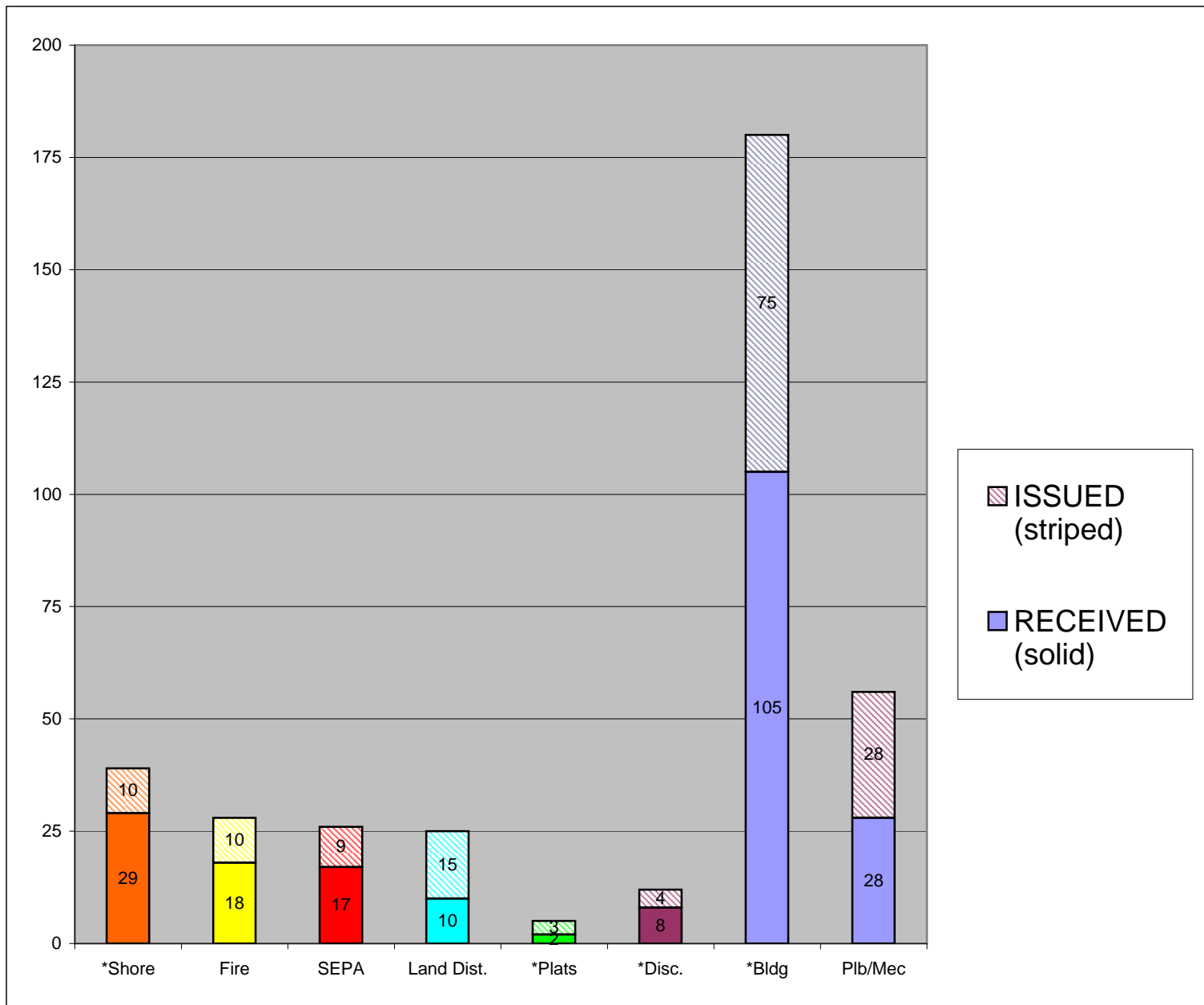


**CASES  
 RECEIVED  
 and  
 ISSUED**

**June**

**Stripe = Issued**  
**Solid = Received**

Monthly Permit Report  
 June-09



\*Shore = SHC, SHR, SHV, SHX  
 \*Plats = LSS, SSS, BSP, PUD, MDP  
 \*Disc = ADM, APL, CUP, NON, VAR  
 \*Bldg = COM, DET, MOB, SFR



**YEAR TO DATE**

**BLDG PERMITS  
ISSUED**

**JAN - JUN**

**Comparing  
2008 to 2009**

**2008      608**

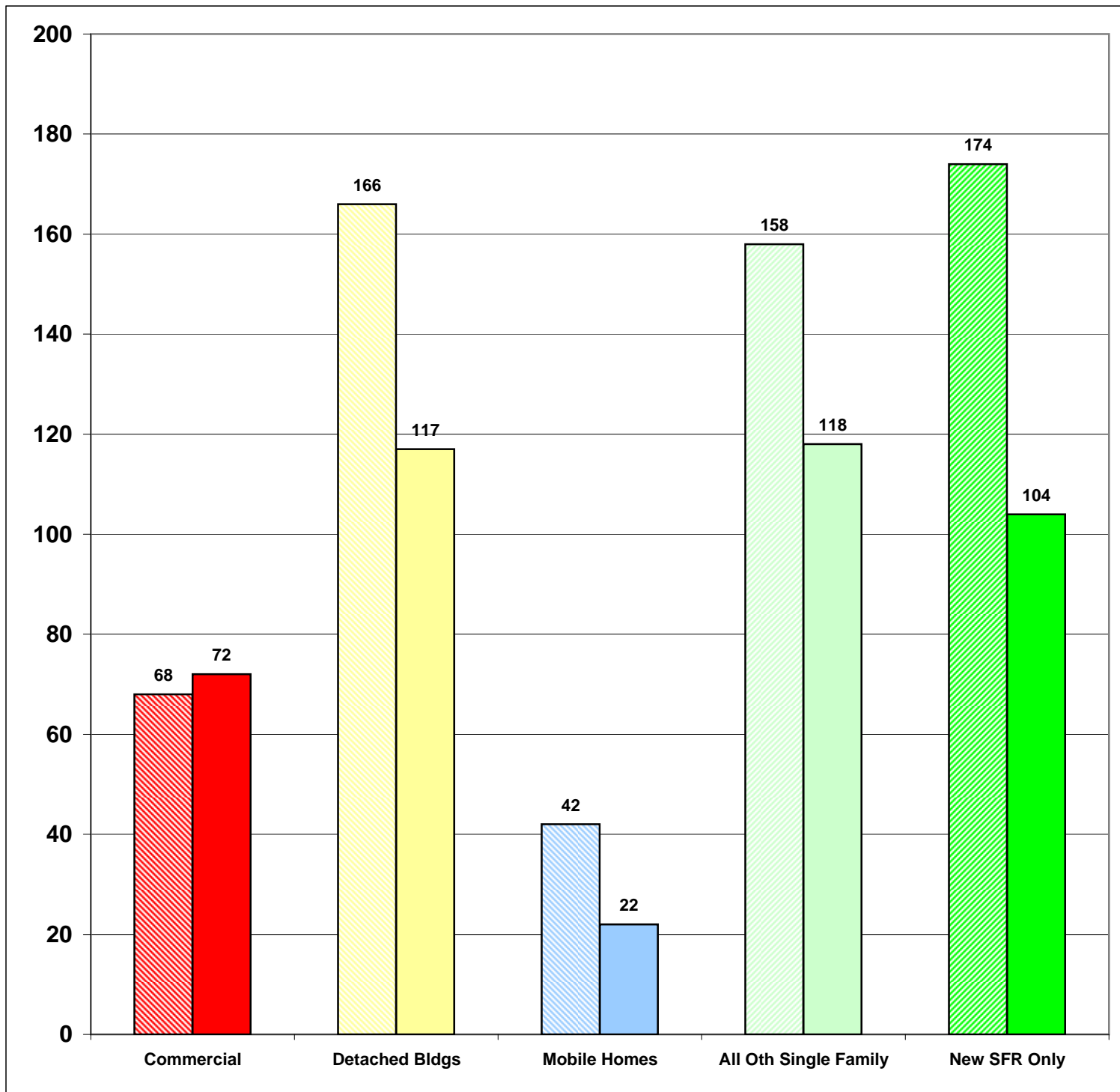
**2009      433**

**-29%**

**Total Increase**

**Stripe = 08    Solid = 09**

**Year to Date Report  
June-09**





**YEAR TO DATE**

**BLDG PERMITS  
APPLIED FOR**

**JAN - JUN**

**Comparing  
2008 to 2009**

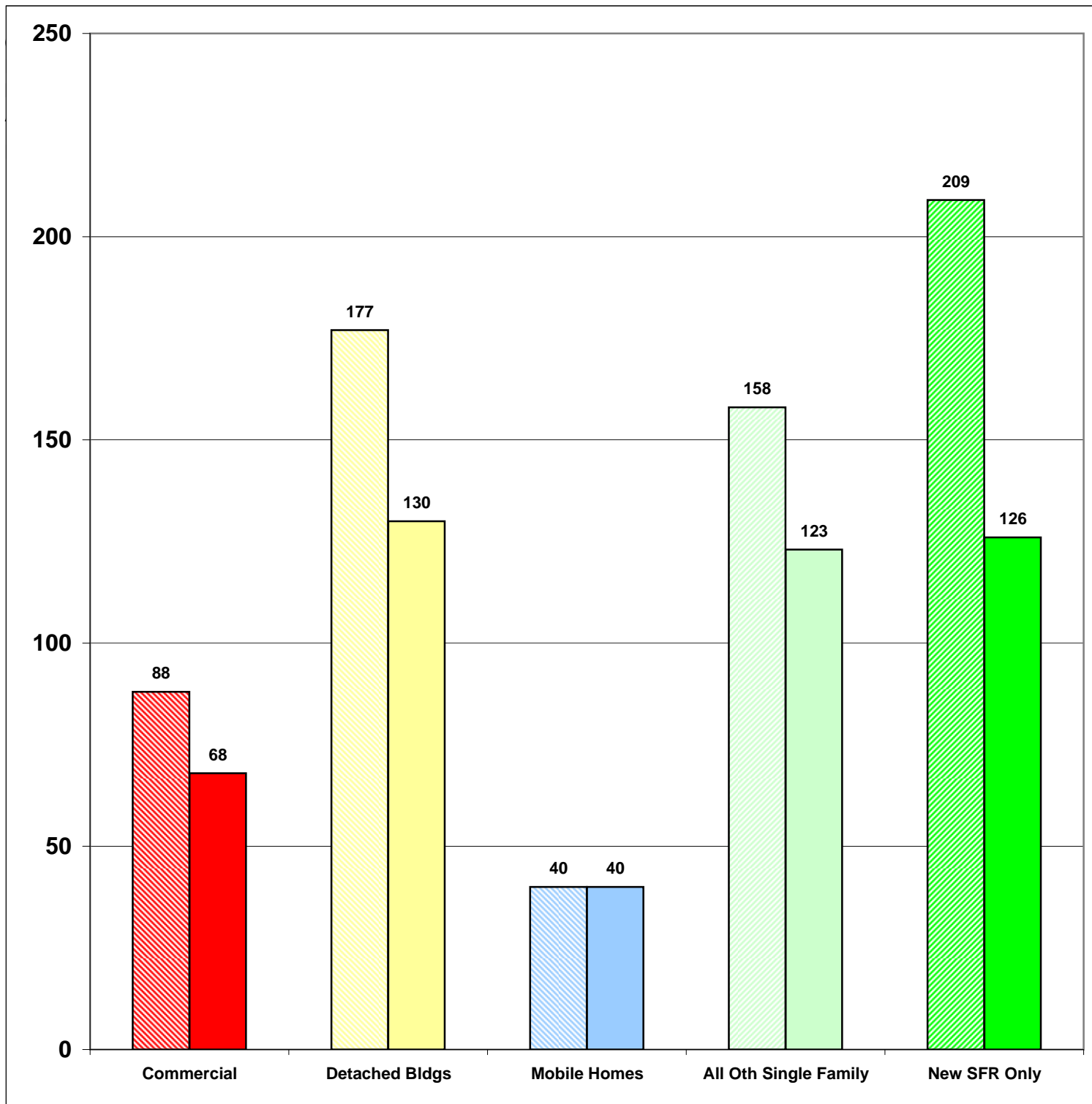
**2008     672  
2009     487**

**-28%**

**Total Increase**

**Stripe = 08    Solid = 09**

**Year to Date Report  
June-09**



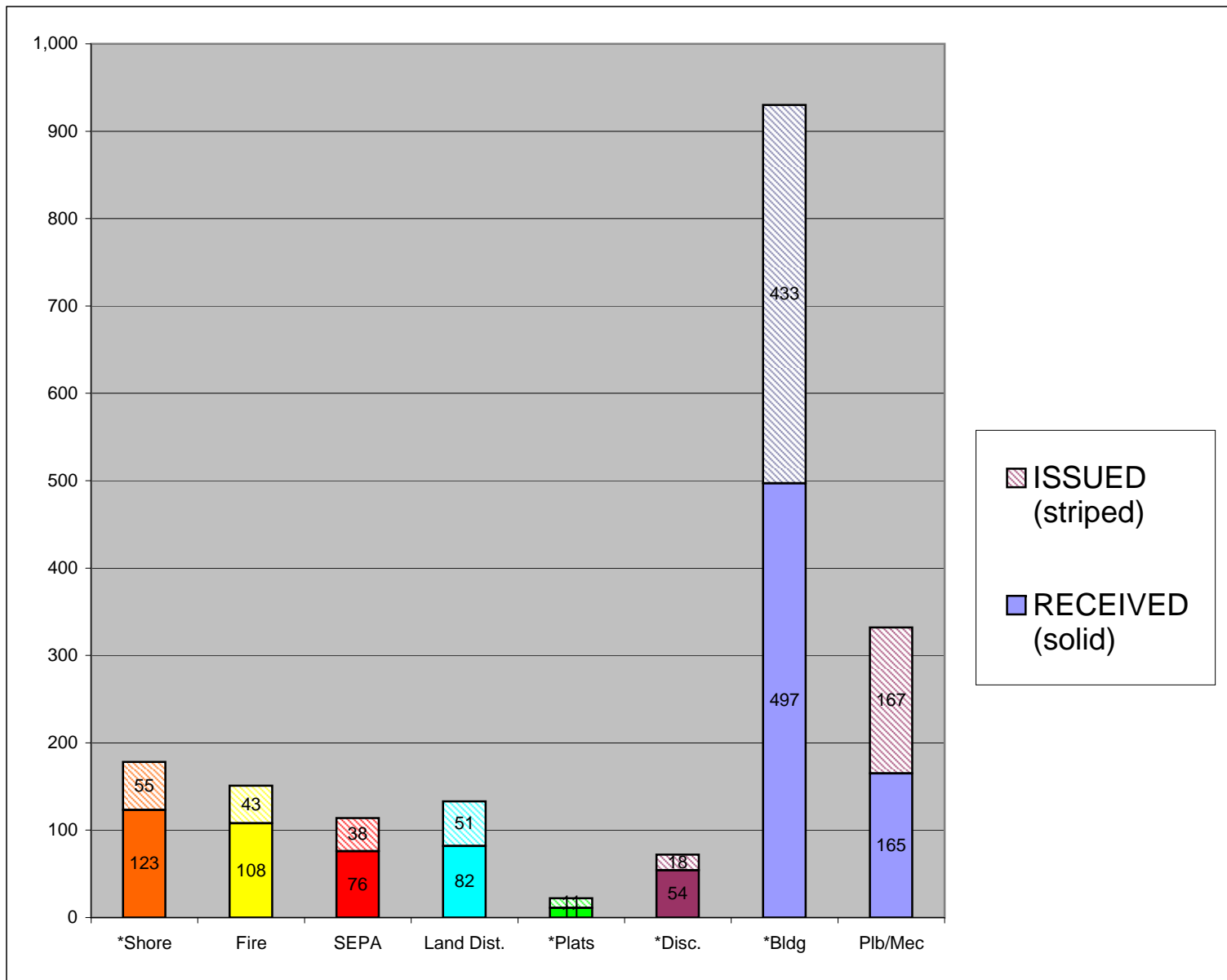


**YEAR TO DATE**

**CASES**

**RECEIVED  
 and  
 ISSUED**

**JAN - JUN**



Stripe = Issued  
 Solid = Received

- \*Shore = SHC, SHR, SHV, SHX
- \*Plats = LSS, SSS, BSP, PUD, MDP
- \*Disc = ADM, APL, CUP, NON, VAR
- \*Bldg = COM, DET, MOB, SFR