

Permit Activity, June 10

WHATCOM COUNTY PLANNING & DEVELOPMENT
2010 June



CURRENT MONTH		
SINGLE FAMILY RESIDENCES	ISSUED	VALUATION
NEW - RESIDENTIAL	37	7,481,509
NEW - DUPLEX		
ADDITION/REMODEL	26	1,073,893
CONVERT TO LIVING	2	114,540
DEMOLITION (SINGLE FAMILY)	4	21,500
MOVE TO SITE	2	78,150
REPLACE/REPAIR	4	922,734
RE-ROOF / SIDE ONLY		
TOTAL	75	\$9,692,326.00

SFR

YEAR TO DATE	
ISSUED	VALUATION
91	20,855,200
2	345,156
90	3,898,891
7	323,857
15	105,670
3	98,750
12	1,228,828
3	23,462
223	\$26,879,814.50

MOBILE HOMES	ISSUED	VALUATION
NEW - MOBILE HOME		
ADDITION TO MOB		
CONVERT TO STORAGE		
REPLACEMENT	2	80,220
TEMP MOBILE	1	8,081
TOTAL	3	\$88,301.00

MOB

ISSUED	VALUATION
28	1,325,703
10	303,386
1	8,081
39	\$1,637,170.00

DETACHED BUILDINGS	ISSUED	VALUATION
NEW - AG BARN / STORAGE	4	96,090
NEW - GARAGE	10	507,825
NEW - OTHER TYPE BLDG	1	5,040
NEW - OTHER TYPE STRUCTURES	7	32,300
NEW - STORAGE	4	84,835
ADDITION / REMODEL	4	59,940
CONVERT TO OTHER		
DEMOLITION (DETACHED)	2	10,850
MOVE TO SITE		
REPLACE / REPAIR	2	14,384
RE-ROOF ONLY		
TOTAL	34	\$811,264.00

DET

ISSUED	VALUATION
28	994,480
30	1,123,971
4	68,010
18	189,271
11	367,995
13	350,510
1	6,720
8	37,400
5	46,140
118	\$3,184,497.00

COMMERCIAL	ISSUED	VALUATION
NEW - 3 - 4 UNIT APARTMENTS	2	619,136
NEW - 5 + UNIT APARTMENTS		
NEW - AIRPORT FACILITIES		
NEW - AMUSEMENT, SOCIAL, REC		
NEW - CHURCHES & OTH RELIGIOUS		
NEW - FIRE STATIONS / MEDIC ONE		
NEW - HOSPITALS / INSTITUTIONAL		
NEW - HOTEL / MOTEL / TOUR. CAB	4	725,784
NEW - INDUSTRIAL	5	825,199
NEW - MIXED USE		
NEW - OFFICE, BANKS, PROF	1	95,568
NEW - OTHER PORTABLES		
NEW - OTHER TYPE BLDGS	1	20,000
NEW - OTHER TYPE STRUCTURES	8	550,589
NEW - PORTABLE CLASSROOM		
NEW - PUBLIC WORKS & UTILITY		
NEW - SCHOOLS & OTHER ED		
NEW - STORAGE BLDGS	2	128,439
NEW - STORES & CUSTOMER SERV		
NEW - WAREHOUSE		
ADDITION / REMODEL	2	673,121
CHANGE OF USE / TEN IMPROV / OCC	3	155,000
CONVERT		
DEMOLITION (COMMERCIAL)	3	17,500
MOVE TO SITE		
REPLACE / REPAIR	7	439,841
RE-ROOF ONLY		
TOTAL	38	\$4,250,177.08

COM

ISSUED	VALUATION
3	902,746
1	6,455,305
4	725,784
8	1,593,199
1	535,065
2	430,524
5	873,701
34	7,819,759
8	1,299,942
16	1,996,043
12	347,079
1	5,000
6	34,400
12	506,641
3	39,714
116	\$23,564,902.09

MONTHLY TOTAL	
ISSUED	VALUATION
150	\$14,842,068.08

YEARLY TOTAL	
ISSUED	VALUATION
496	\$55,266,383.59



YEAR TO DATE

**BLDG PERMITS
VALUATION**

in thousands

JAN - JUN

**Comparing
2009 to 2010**

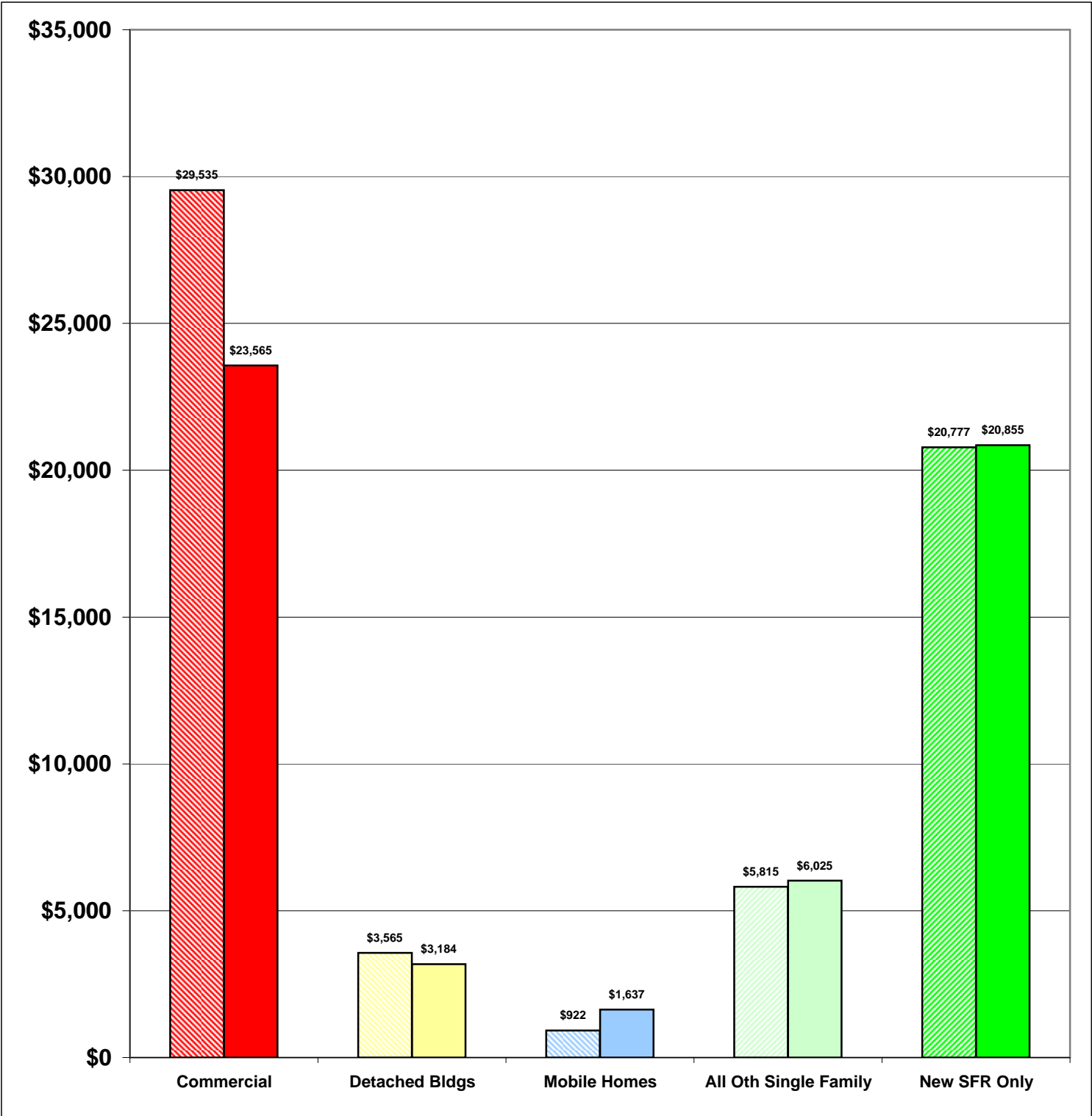
**2009 \$60,614
2010 \$55,266**

-9%

Total Increase

Stripe = 09 Solid = 10

Year to Date Valuation Report
June-10





BLDG PERMITS ISSUED

JUN

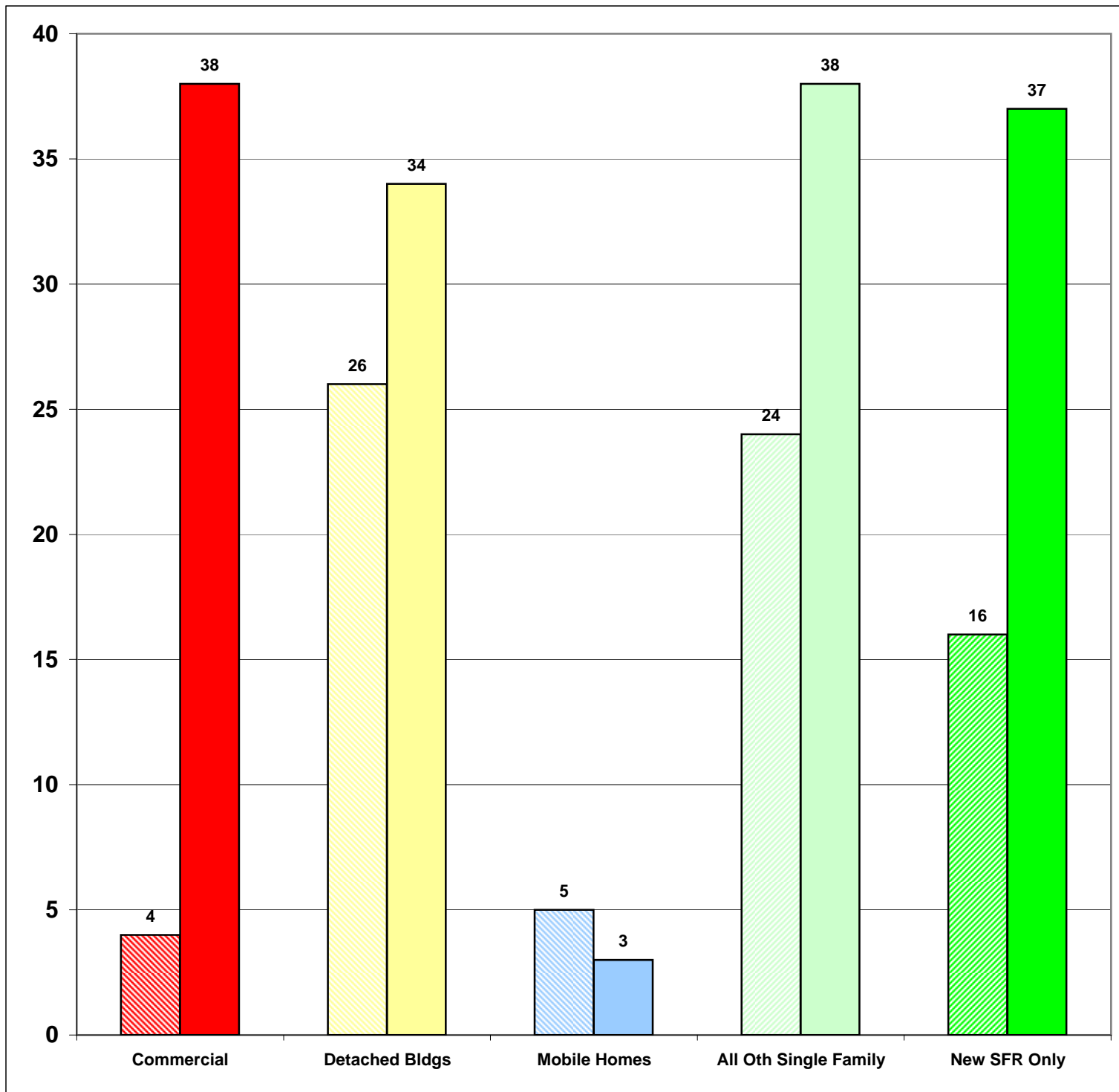
Comparing
2009 to 2010

Jun-09 75
Jun-10 150

100%
Total Increase

Stripe = 07 Solid = 08

Monthly Report
June-10



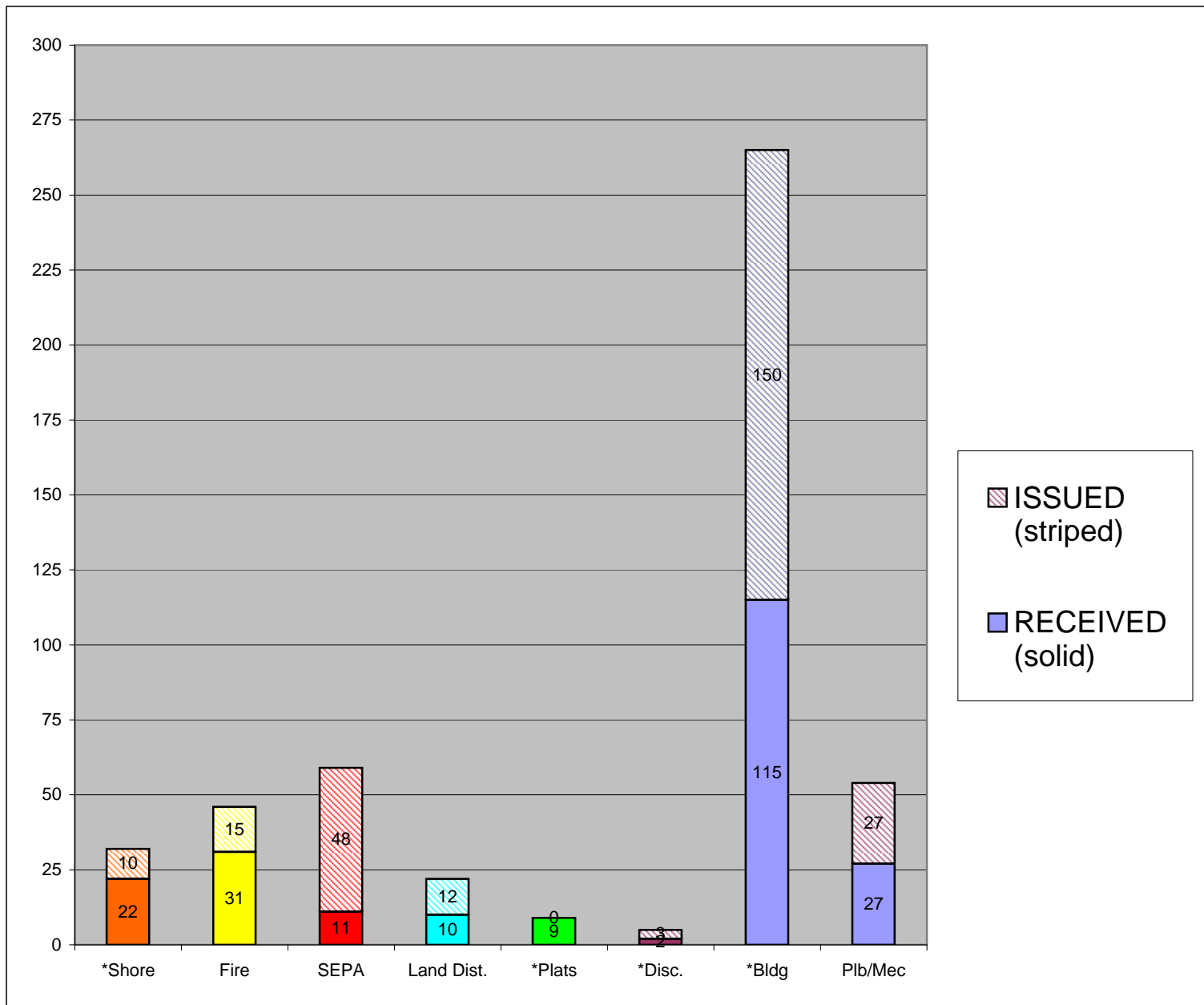


**CASES
 RECEIVED
 and
 ISSUED**

JUN

Stripe = Issued
Solid = Received

Monthly Permit Report
 June-10



*Shore = SHC, SHR, SHV, SHX
 *Plats = LSS, SSS, BSP, PUD, MDP
 *Disc = ADM, APL, CUP, NON, VAR
 *Bldg = COM, DET, MOB, SFR



YEAR TO DATE

**BLDG PERMITS
 ISSUED**

JAN - JUN

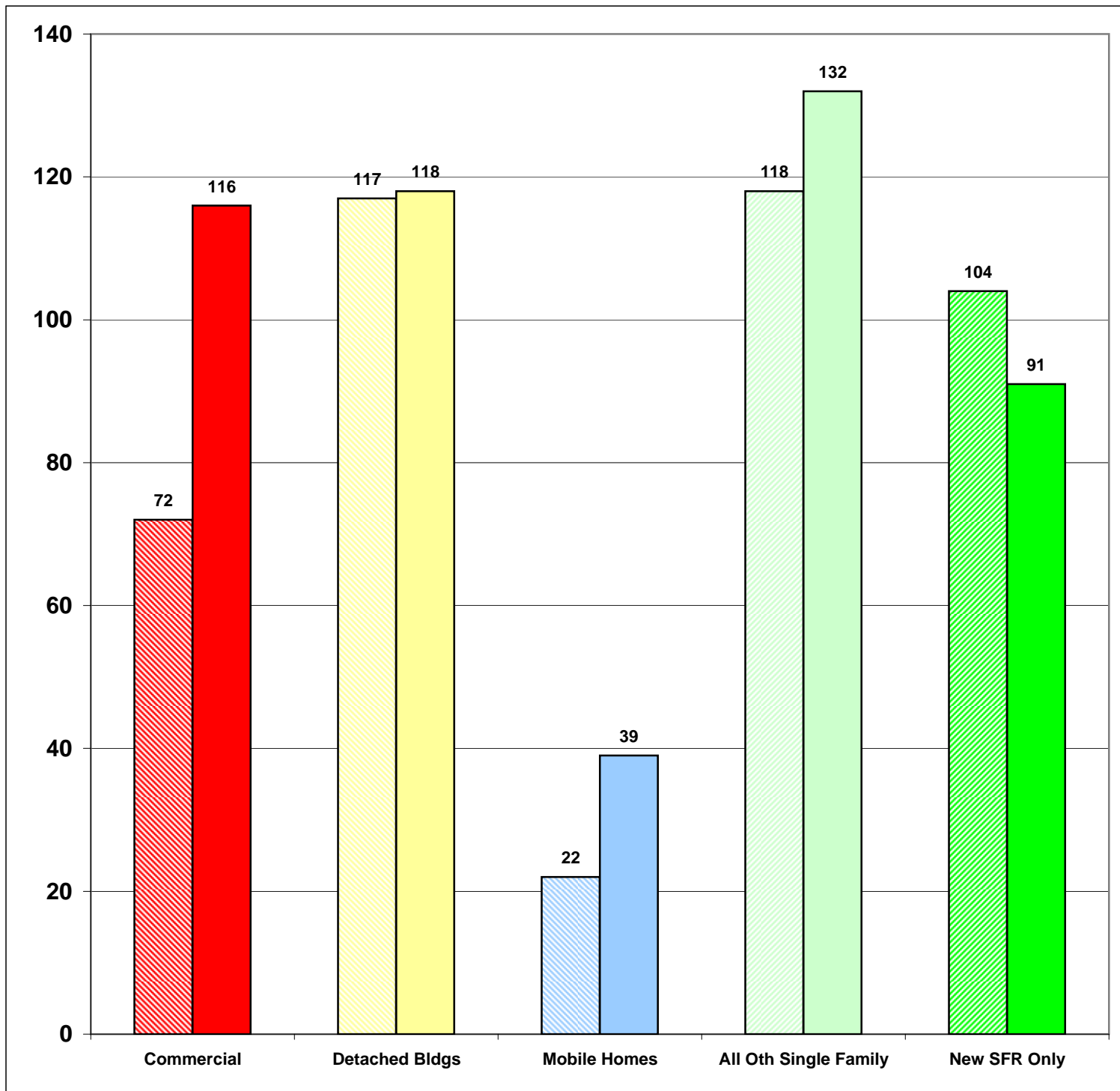
**Comparing
 2009 to 2010**

**2009 433
 2010 496**

**15%
 Total Increase**

Stripe = 09 Solid = 10

**Year to Date Report
 June-10**





YEAR TO DATE

**BLDG PERMITS
 APPLIED FOR**

JAN - JUN

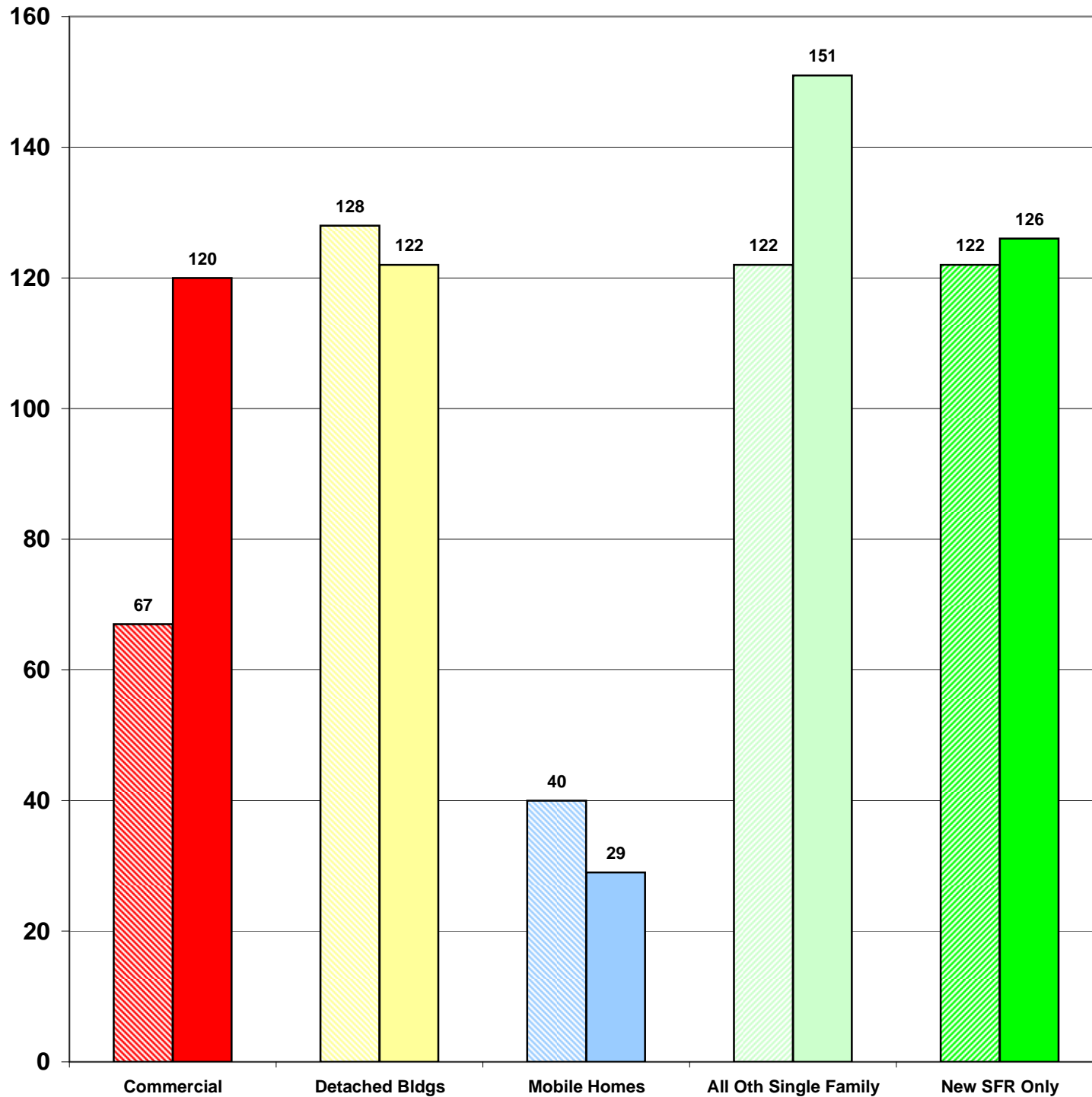
**Comparing
 2009 to 2010**

**2009 479
 2010 548**

**14%
 Total Increase**

Stripe = 09 Solid = 10

**Year to Date Report
 June-10**



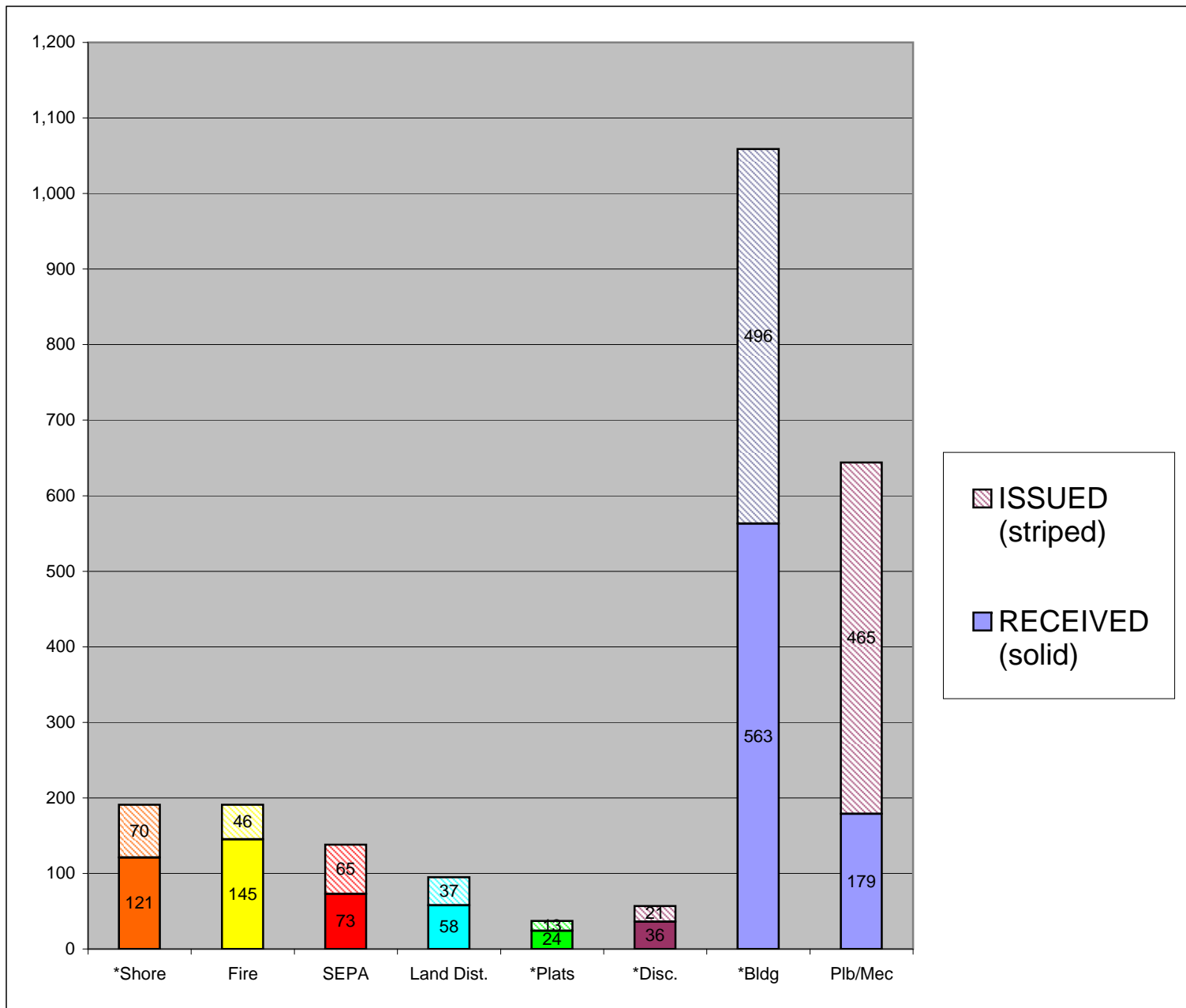


YEAR TO DATE

CASES

**RECEIVED
 and
 ISSUED**

JAN - JUN



Stripe = Issued
 Solid = Received

Year to Date Report
 June-10

*Shore = SHC, SHR, SHV, SHX

*Plats = LSS, SSS, BSP, PUD, MDP

*Disc = ADM, APL, CUP, NON, VAR

*Bldg = COM, DET, MOB, SFR