

# Permit Activity, June 12

## WHATCOM COUNTY PLANNING & DEVELOPMENT 2012 June



CURRENT MONTH		
SINGLE FAMILY RESIDENCES	ISSUED	VALUATION
NEW - RESIDENTIAL	17	3,281,633
NEW - DUPLEX		
ADDITION/REMODEL	13	387,020
CONVERT TO LIVING	1	66,000
DEMOLITION (SINGLE FAMILY)	3	34,585
MOVE TO SITE		
REPLACE/REPAIR	3	112,870
RE-ROOF / SIDE ONLY		
<b>TOTAL</b>	<b>37</b>	<b>\$3,882,108.38</b>

MOBILE HOMES	ISSUED	VALUATION
NEW - MOBILE HOME	2	75,945
ADDITION TO MOB		
CONVERT TO STORAGE		
REPLACEMENT	2	58,423
TEMP MOBILE		
<b>TOTAL</b>	<b>4</b>	<b>\$134,368.00</b>

DETACHED BUILDINGS	ISSUED	VALUATION
NEW - AG BARN / STORAGE	5	813,163
NEW - GARAGE	4	96,480
NEW - OTHER TYPE BLDGS	2	28,885
NEW - OTHER TYPE STRUCTURES	4	55,530
NEW - STORAGE	2	114,420
ADDITION / REMODEL	1	4,500
CONVERT TO OTHER		
DEMOLITION (DETACHED)	1	3,500
MOVE TO SITE		
REPLACE / REPAIR	2	10,704
RE-ROOF ONLY		
<b>TOTAL</b>	<b>21</b>	<b>\$1,127,182.00</b>

COMMERCIAL	ISSUED	VALUATION
NEW - 3 - 4 UNIT APARTMENTS		
NEW - 5 + UNIT APARTMENTS		
NEW - AIRPORT FACILITIES		
NEW - AMUSEMENT, SOCIAL, REC		
NEW - CHURCHES & OTH RELIGIOUS		
NEW - FIRE STATIONS / MEDIC ONE		
NEW - HOSPITALS / INSTITUTIONAL		
NEW - HOTEL / MOTEL / TOUR. CAB		
NEW - INDUSTRIAL		
NEW - MIXED USE		
NEW - OFFICE, BANKS, PROF		
NEW - OTHER PORTABLES	1	3,824
NEW - OTHER TYPE BLDGS		
NEW - OTHER TYPE STRUCTURES	4	296,801
NEW - PORTABLE CLASSROOM		
NEW - PUBLIC WORKS & UTILITY	3	1,264,094
NEW - SCHOOLS & OTHER ED		
NEW - STORAGE BLDGS	1	139,062
NEW - STORES & CUSTOMER SERV		
NEW - WAREHOUSE		
ADDITION / REMODEL	4	977,575
CHANGE OF USE / TEN IMPROV / OCC	4	138,500
CONVERT		
DEMOLITION (COMMERCIAL)		
MOVE TO SITE		
REPLACE / REPAIR	2	36,000
RE-ROOF ONLY		
<b>TOTAL</b>	<b>19</b>	<b>\$2,855,856.00</b>

MONTHLY TOTAL	
ISSUED	VALUATION
81	\$7,999,514.38

YEAR TO DATE	
ISSUED	VALUATION
67	12,760,059
48	2,218,434
3	131,570
11	85,850
5	121,870
<b>134</b>	<b>\$15,317,783.38</b>

MOB	ISSUED	VALUATION
	29	1,027,727
	3	73,795
	<b>32</b>	<b>\$1,101,522.00</b>

DET	ISSUED	VALUATION
	19	1,394,878
	28	752,067
	5	59,425
	10	200,854
	9	285,795
	7	119,210
	6	13,350
	2	10,704
	<b>86</b>	<b>\$2,836,283.00</b>

COM	ISSUED	VALUATION
	1	16,154,128
	1	422,729
	1	3,824
	1	2,473
	9	5,127,337
	3	1,264,094
	1	139,062
	1	466,514
	13	4,679,952
	11	270,149
	1	5,000
	7	996,000
	1	9,500
	<b>51</b>	<b>\$29,540,762.20</b>

YEARLY TOTAL	
ISSUED	VALUATION
303	\$48,796,350.58



**YEAR TO DATE**

**BLDG PERMITS  
 VALUATION**

in thousands

**June**

**Comparing  
 2011 to 2012**

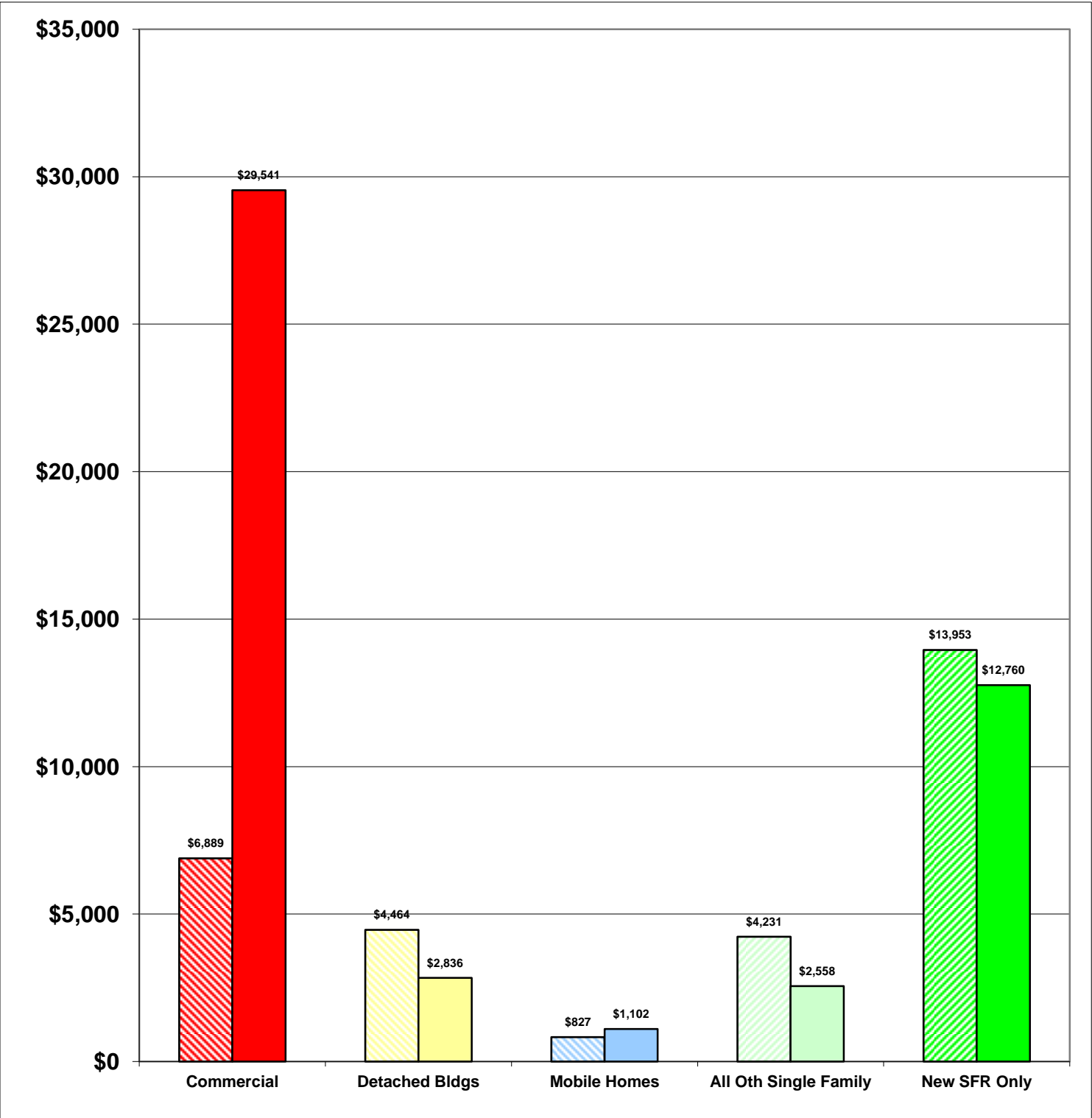
**2011     \$30,364  
 2012     \$48,797**

**61%**

**Total Increase**

**Stripe = 2011     Solid = 2012**

Year to Date Valuation Report  
 June-12





## BLDG PERMITS ISSUED

June

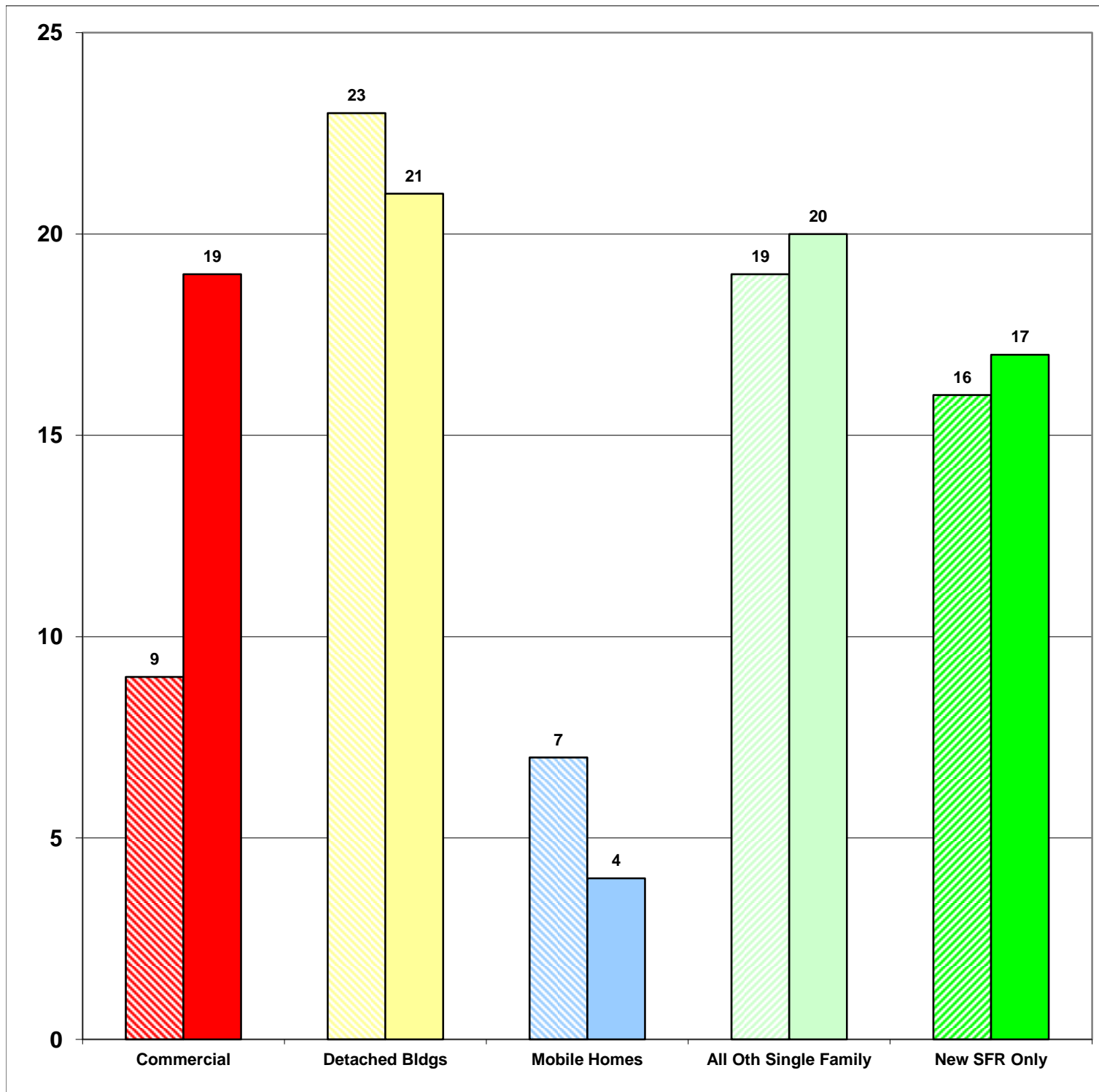
Comparing  
2011 to 2012

Jun-11	74
Jun-12	81

9%  
Total Increase

Stripe = 2011    Solid = 2012

Monthly Report  
June-12



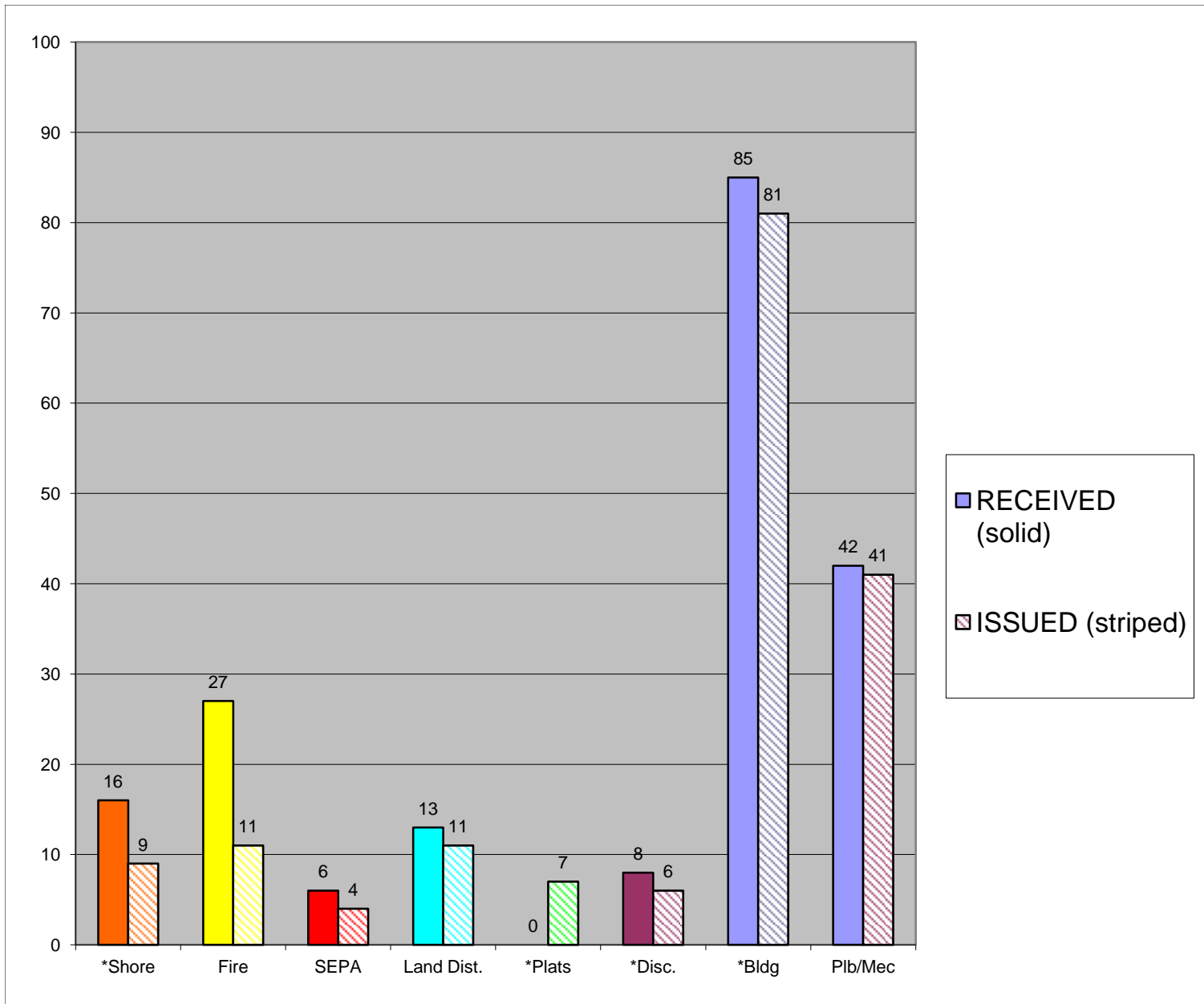


**CASES  
 RECEIVED  
 and  
 ISSUED**

**June**

**Stripe = Issued**  
**Solid = Received**

Monthly Permit Report  
 June-12



\*Shore = SHC, SHR, SHV, SHX  
 \*Plats = LSS, SSS, BSP, PUD, MDP  
 \*Disc = ADM, APL, CUP, NON, VAR  
 \*Bldg = COM, DET, MOB, SFR



**YEAR TO DATE**

**BLDG PERMITS  
 ISSUED**

**JAN - JUN**

**Comparing  
 2011 to 2012**

**2011      340**

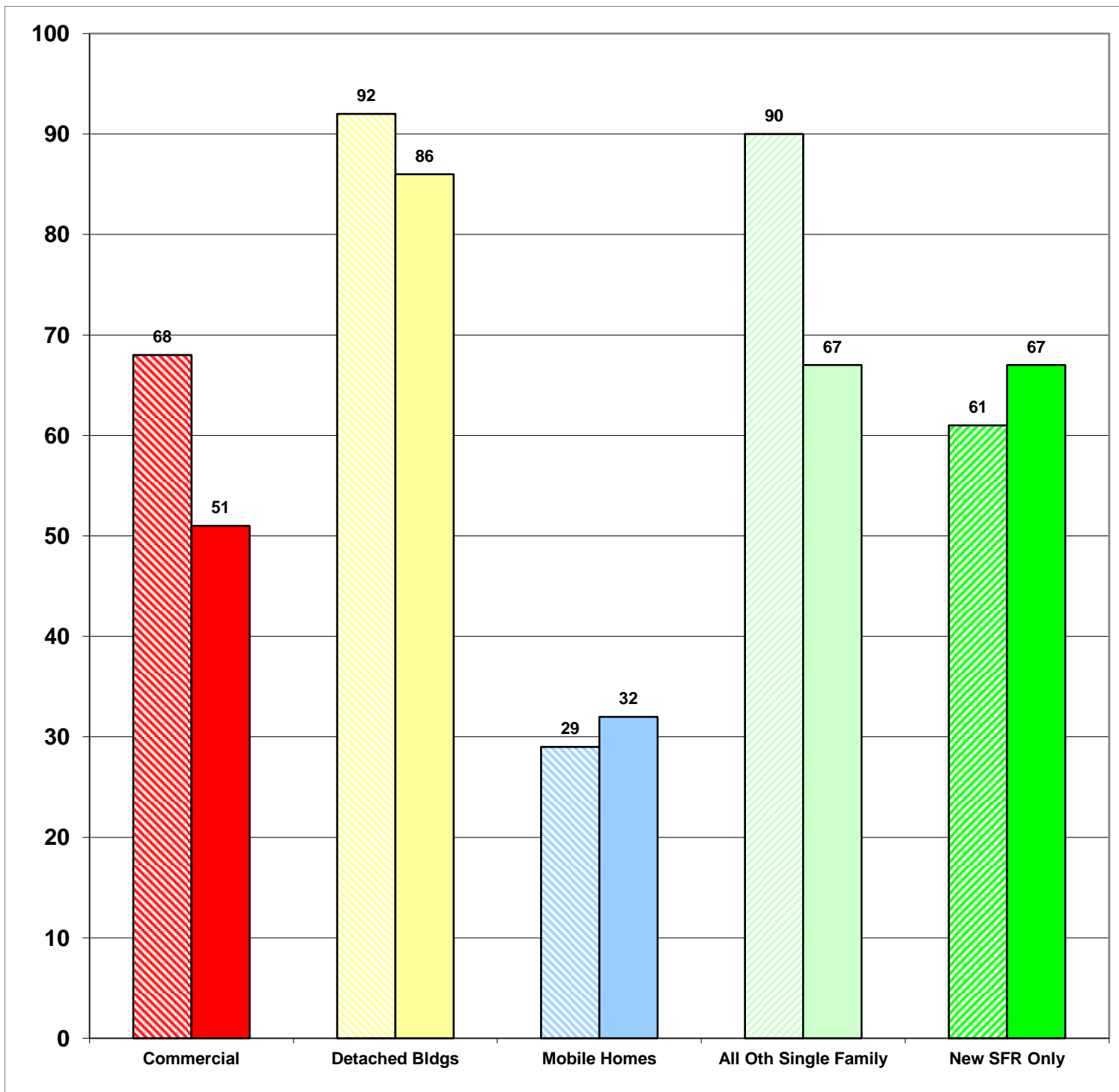
**2012      303**

**-11%**

**Total Increase**

**Stripe = 11    Solid = 12**

Year to Date Report  
 June-12





**YEAR TO DATE**

**BLDG PERMITS  
 APPLIED FOR**

**JAN - JUN**

**Comparing  
 2011 to 2012**

**2011      389**

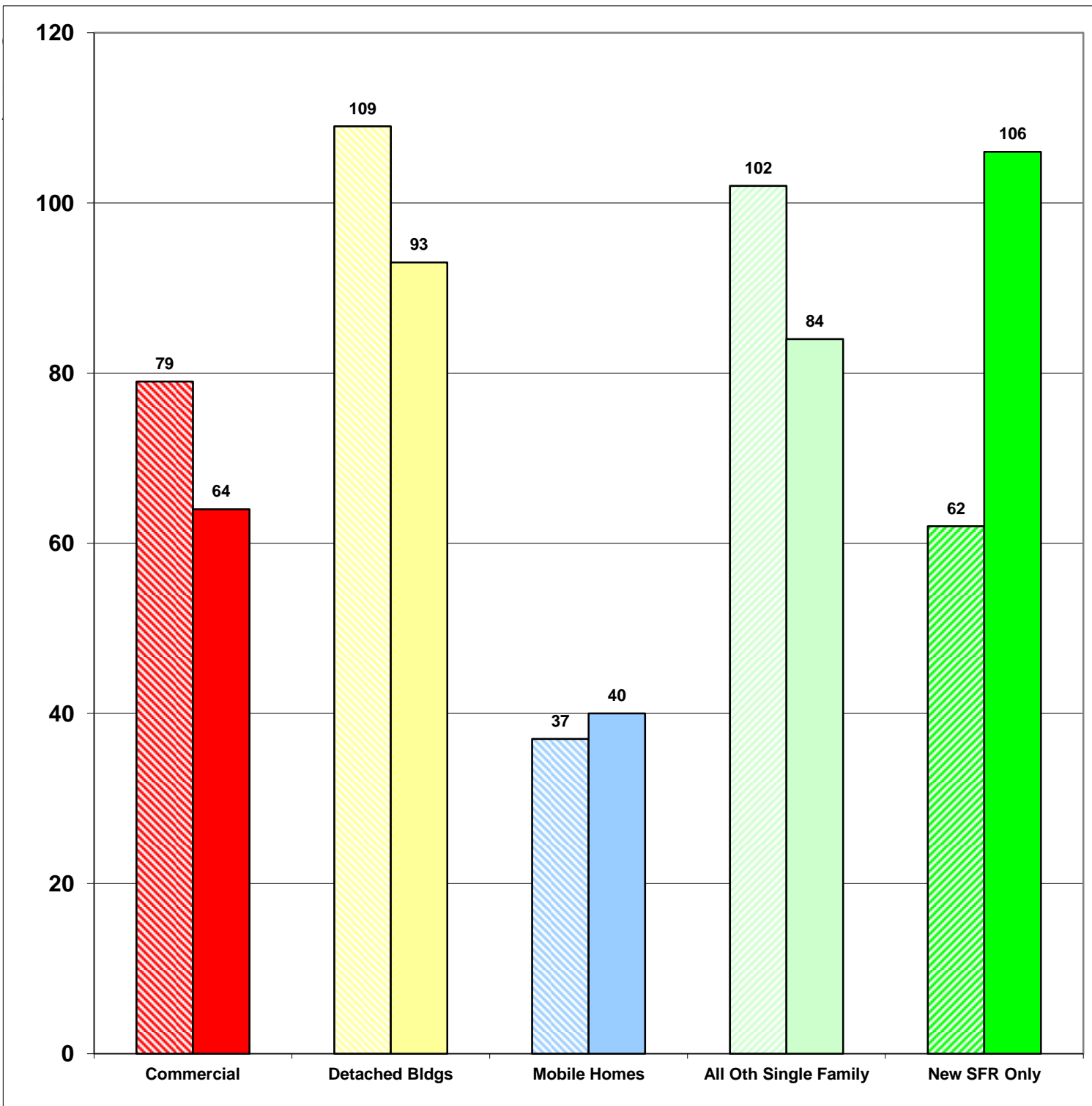
**2012      387**

**-1%**

**Total Increase**

**Stripe = 2011    Solid = 2012**

Year to Date Report  
 June-12

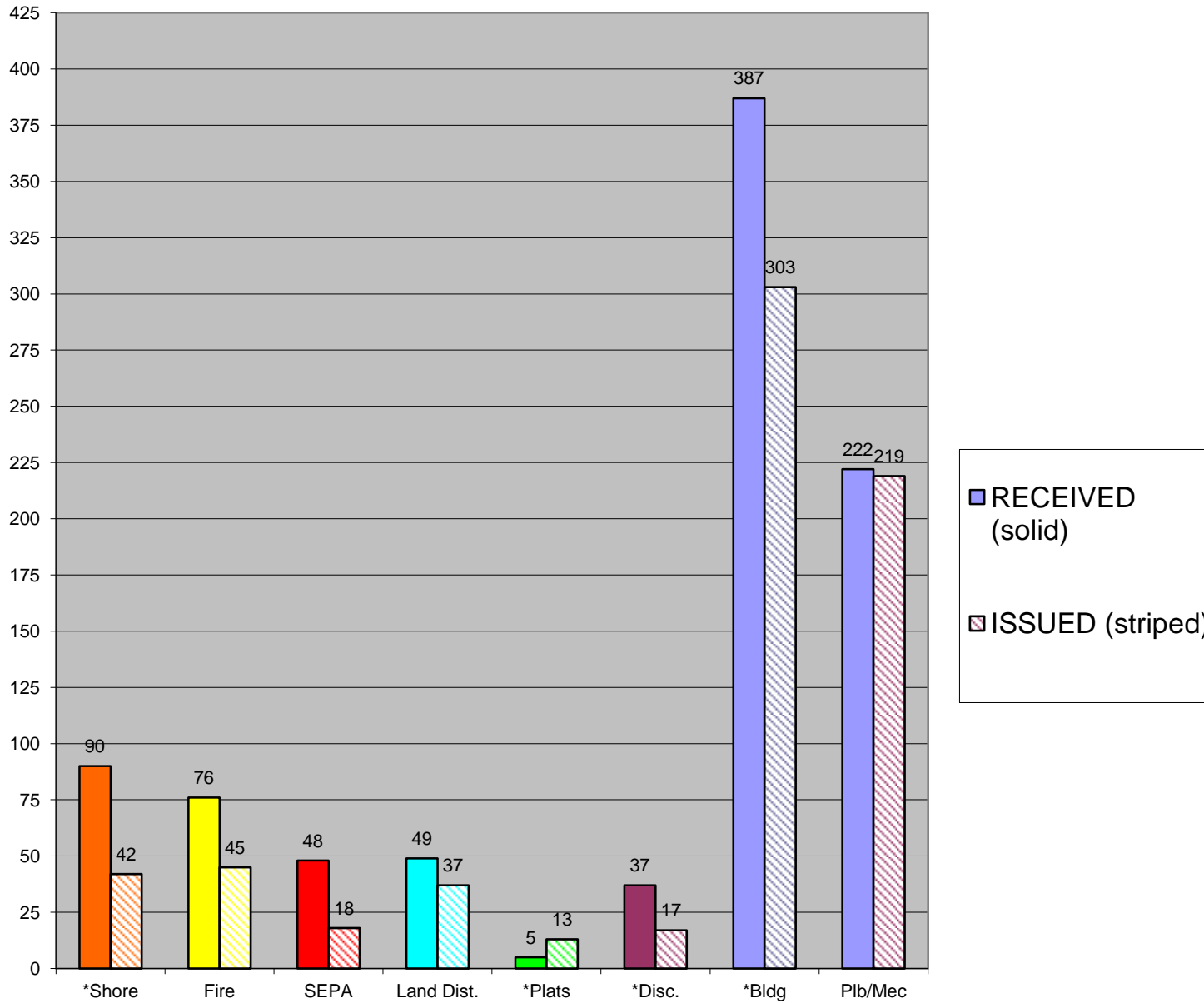




**YEAR TO DATE**

**CASES  
 RECEIVED  
 and  
 ISSUED**

**JAN - JUN**



**Stripe = Issued**  
**Solid = Received**

Year to Date Report  
 June-12

- \*Shore = SHC, SHR, SHV, SHX
- \*Plats = LSS, SSS, BSP, PUD, MDP
- \*Disc = ADM, APL, CUP, NON, VAR
- \*Bldg = COM, DET, MOB, SFR