

# Permit Activity, June 13

## WHATCOM COUNTY PLANNING & DEVELOPMENT 2013 June



CURRENT MONTH		
SINGLE FAMILY RESIDENCES	ISSUED	VALUATION
NEW - RESIDENTIAL	35	9,528,057
NEW - DUPLEX		
ADDITION/REMODEL	11	692,371
CONVERT TO LIVING	1	51,840
DEMOLITION (SINGLE FAMILY)	3	30,000
MOVE TO SITE	1	21,400
REPLACE/REPAIR	2	114,326
RE-ROOF / SIDE ONLY	1	4,000
<b>TOTAL</b>	<b>54</b>	<b>\$10,441,993.87</b>

MOBILE HOMES	ISSUED	VALUATION
NEW - MOBILE HOME	2	53,433
ADDITION TO MOB		
CONVERT TO STORAGE		
REPLACEMENT	1	41,664
TEMP MOBILE		
<b>TOTAL</b>	<b>3</b>	<b>\$95,097.00</b>

DETACHED BUILDINGS	ISSUED	VALUATION
NEW - AG BARN / STORAGE	4	76,392
NEW - GARAGE	8	254,764
NEW - OTHER TYPE BLDG		
NEW - OTHER TYPE STRUCTURES		
NEW - STORAGE	8	174,916
ADDITION / REMODEL	3	21,256
CONVERT TO OTHER		
DEMOLITION (DETACHED)	3	3,300
MOVE TO SITE		
REPLACE / REPAIR	1	500
RE-ROOF ONLY		
<b>TOTAL</b>	<b>27</b>	<b>\$531,128.00</b>

COMMERCIAL	ISSUED	VALUATION
NEW - 3 - 4 UNIT APARTMENTS	1	337,500
NEW - 5 + UNIT APARTMENTS		
NEW - AIRPORT FACILITIES		
NEW - AMUSEMENT, SOCIAL, REC		
NEW - CHURCHES & OTH RELIGIOUS		
NEW - FIRE STATIONS / MEDIC ONE	1	142,000
NEW - HOSPITALS / INSTITUTIONAL		
NEW - HOTEL / MOTEL / TOUR. CAB		
NEW - INDUSTRIAL		
NEW - MIXED USE	1	285,305
NEW - OFFICE, BANKS, PROF		
NEW - OTHER PORTABLES		
NEW - OTHER TYPE BLDGS	4	59,397
NEW - OTHER TYPE STRUCTURES	4	1,620,250
NEW - PORTABLE CLASSROOM		
NEW - PUBLIC WORKS & UTILITY		
NEW - SCHOOLS & OTHER ED		
NEW - STORAGE BLDGS	2	798,109
NEW - STORES & CUSTOMER SERV		
NEW - WAREHOUSE		
ADDITION / REMODEL	8	1,665,040
CHANGE OF USE / TEN IMPROV / OCC	2	-
CONVERT		
DEMOLITION (COMMERCIAL)		
MOVE TO SITE		
REPLACE / REPAIR	2	289,500
RE-ROOF ONLY		
<b>TOTAL</b>	<b>25</b>	<b>\$5,197,100.49</b>

MONTHLY TOTAL	
ISSUED	VALUATION
109	\$16,265,319.36

YEAR TO DATE	
ISSUED	VALUATION
103	26,620,128
59	2,747,107
3	232,646
14	92,100
1	21,400
12	867,243
3	8,750
<b>195</b>	<b>\$30,589,373.37</b>

MOB	ISSUED	VALUATION
	13	414,971
	6	240,932
	<b>19</b>	<b>\$655,903.00</b>

DET	ISSUED	VALUATION
	15	974,982
	22	739,914
	7	470,544
	7	138,870
	18	452,056
	8	108,876
	6	10,200
	3	77,205
	<b>86</b>	<b>\$2,972,647.00</b>

COM	ISSUED	VALUATION
	2	639,150
	1	744,820
	1	2,609,903
	1	142,000
	2	1,544,619
	1	285,305
	1	5,600
	6	80,397
	32	3,072,916
	3	974,493
	1	3,000
	1	-
	38	2,850,018
	16	256,962
	1	5,000
	10	4,565,700
	<b>117</b>	<b>\$17,779,882.03</b>

YEARLY TOTAL	
ISSUED	VALUATION
417	\$51,997,805.40



**YEAR TO DATE**

**BLDG PERMITS  
 VALUATION**

in thousands

**June**

**Comparing  
 2012 to 2013**

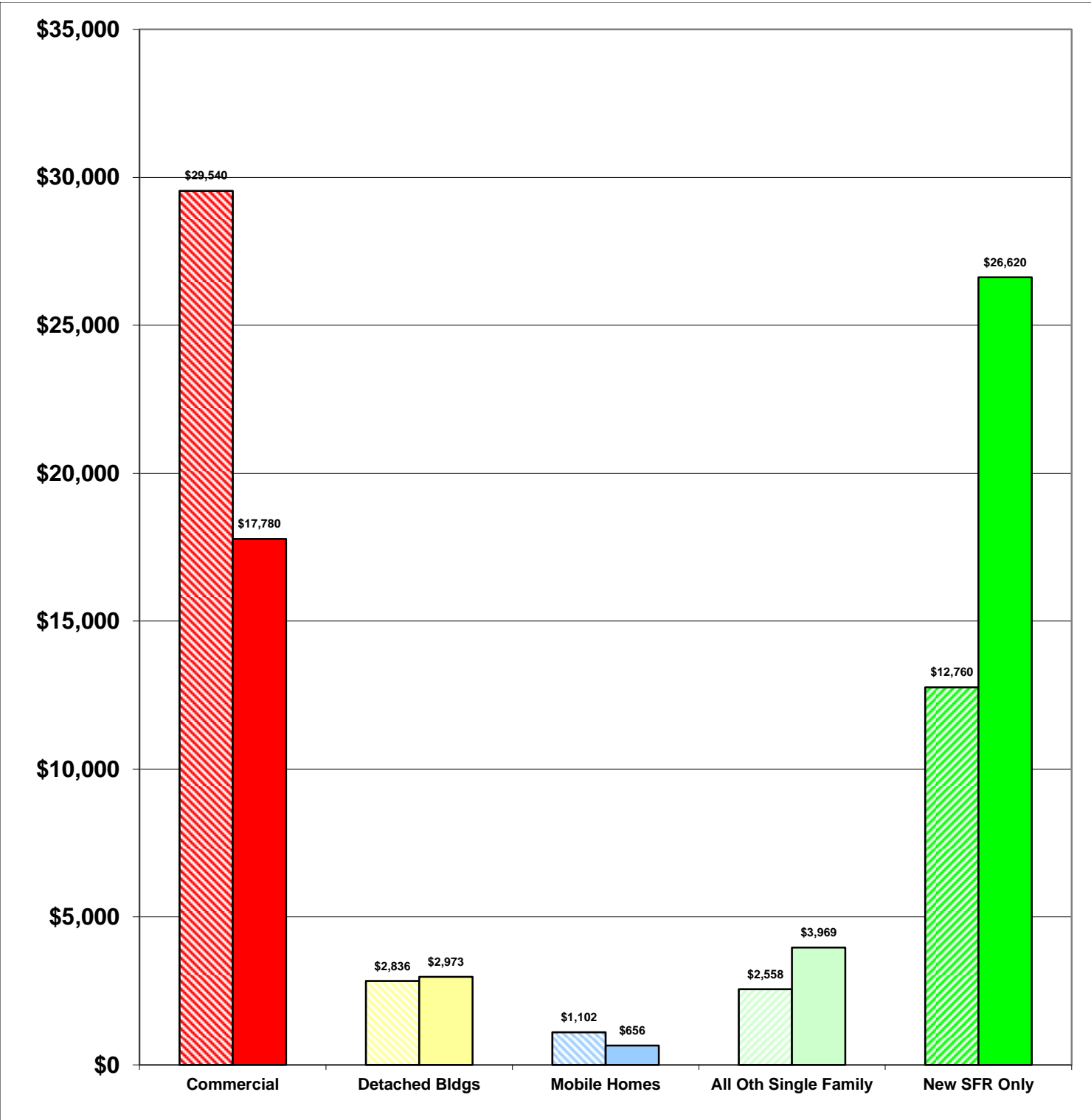
**2012     \$48,796  
 2013     \$51,998**

**7%**

**Total Increase**

**Stripe = 2012     Solid = 2013**

Year to Date Valuation Report  
 June-13





## BLDG PERMITS ISSUED

June

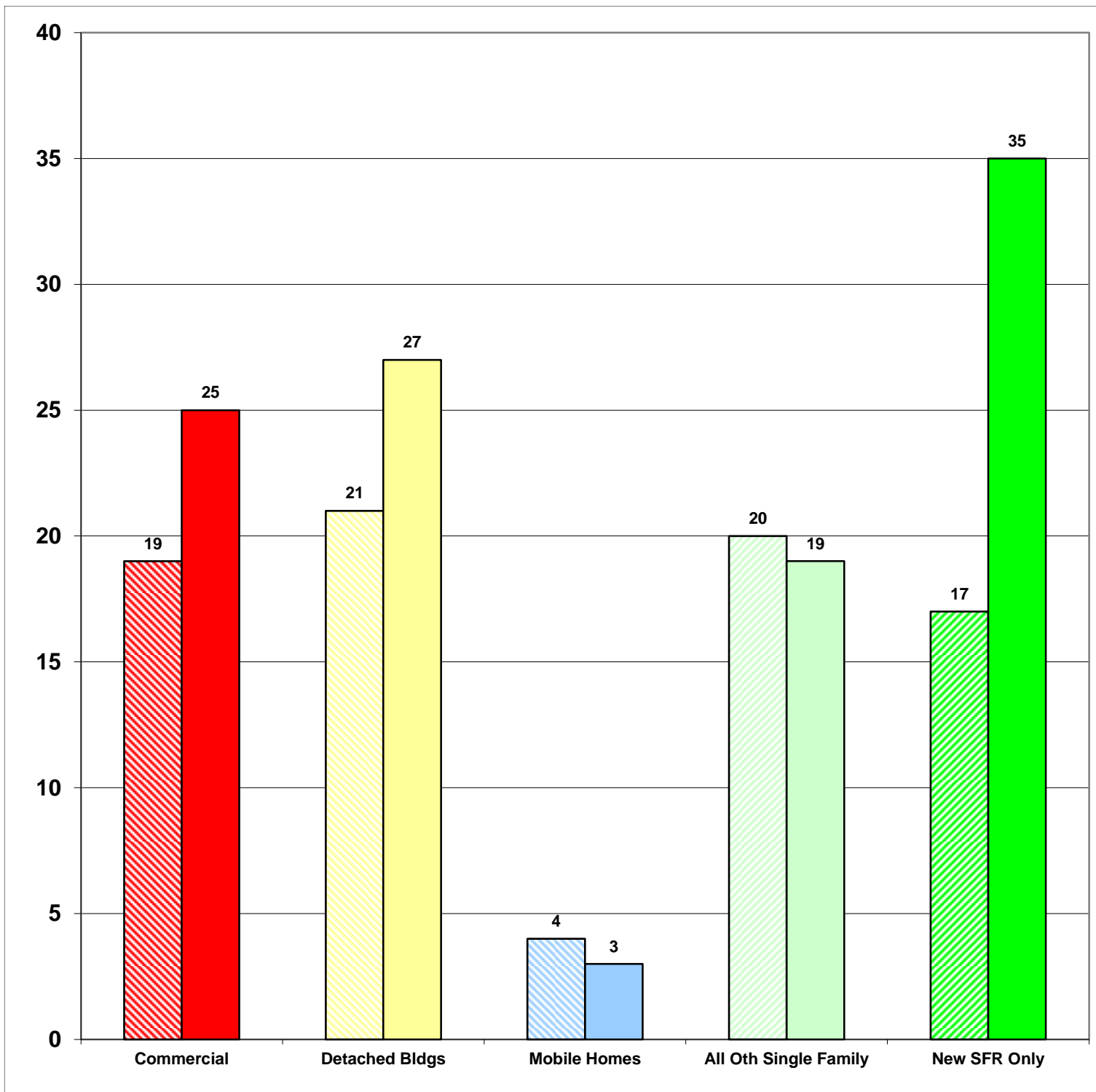
Comparing  
2012 to 2013

Jun-12     81  
Jun-13     109

35%  
Total Increase

Stripe = 2012     Solid = 2013

Monthly Report  
June-13



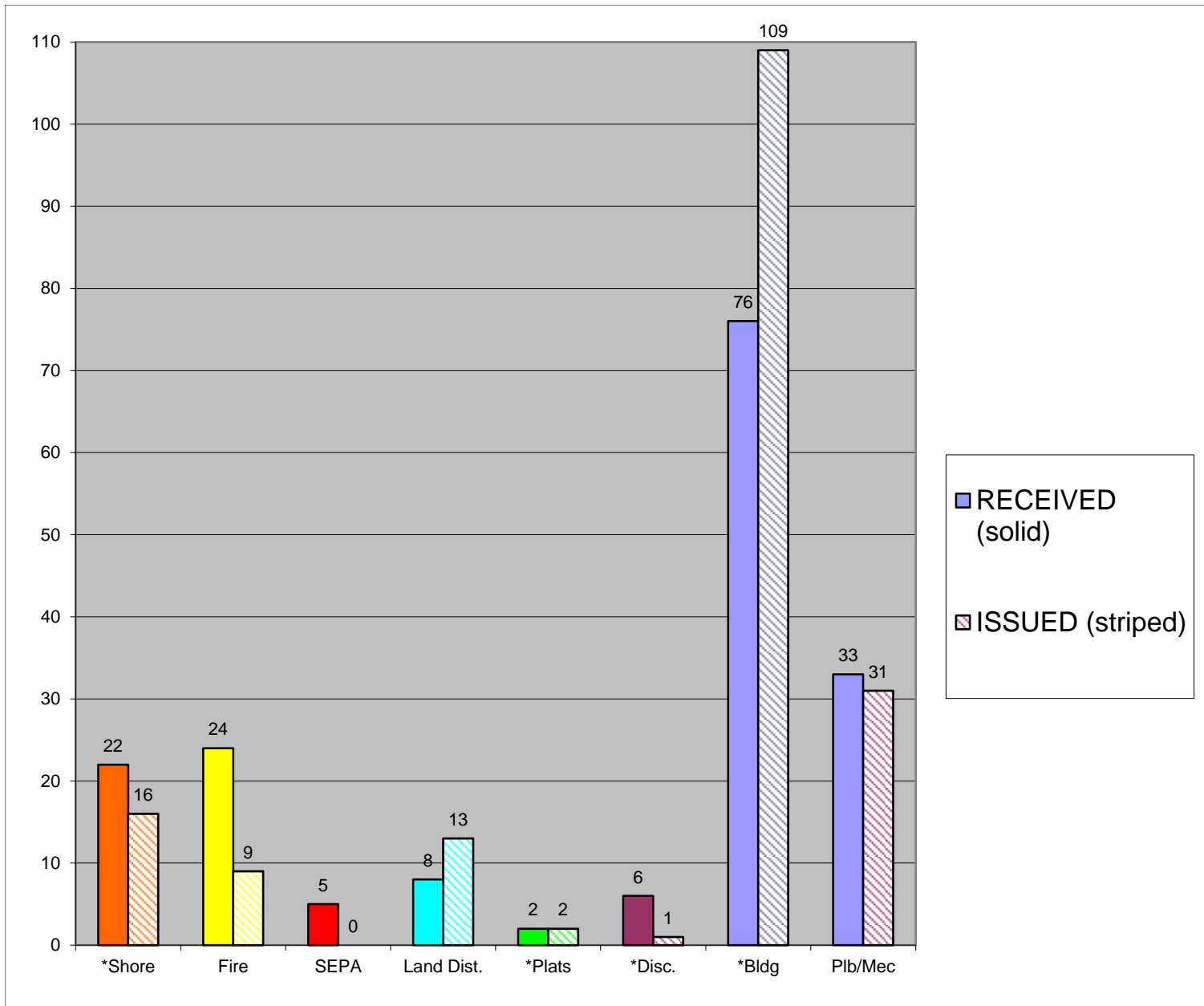


**CASES  
 RECEIVED  
 and  
 ISSUED**

**June**

**Stripe = Issued**  
**Solid = Received**

Monthly Permit Report  
 June-13



\*Shore = SHC, SHR, SHV, SHX  
 \*Plats = LSS, SSS, BSP, PUD, MDP  
 \*Disc = ADM, APL, CUP, NON, VAR  
 \*Bldg = COM, DET, MOB, SFR



**YEAR TO DATE**

**BLDG PERMITS  
ISSUED**

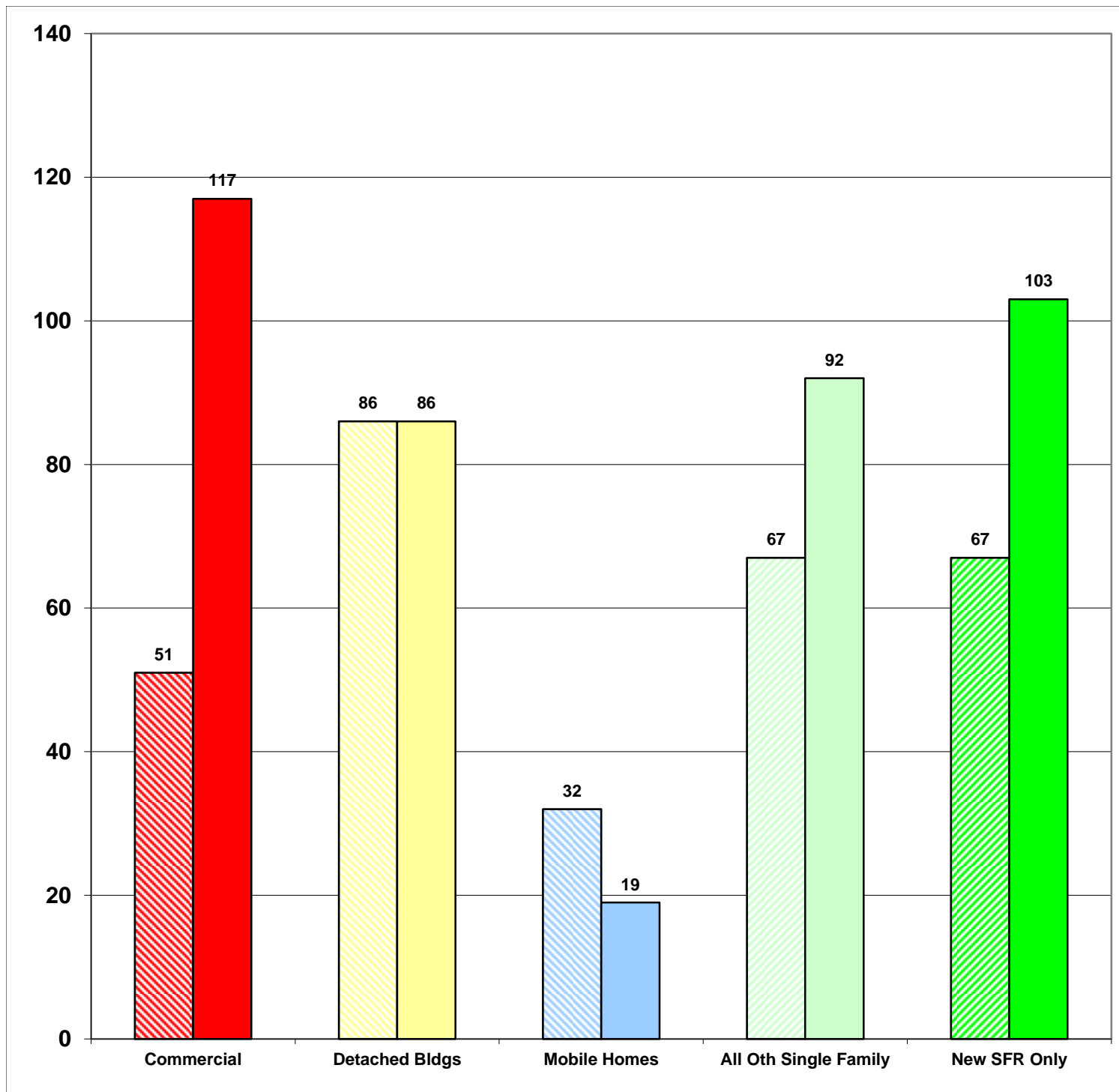
**JAN - JUN**

**Comparing  
2012 to 2013**

<b>2012</b>	<b>303</b>
<b>2013</b>	<b>417</b>

**38%  
Total Increase**

**Stripe = 2012    Solid = 2013**





**YEAR TO DATE**

**BLDG PERMITS  
 APPLIED FOR**

**JAN - JUN**

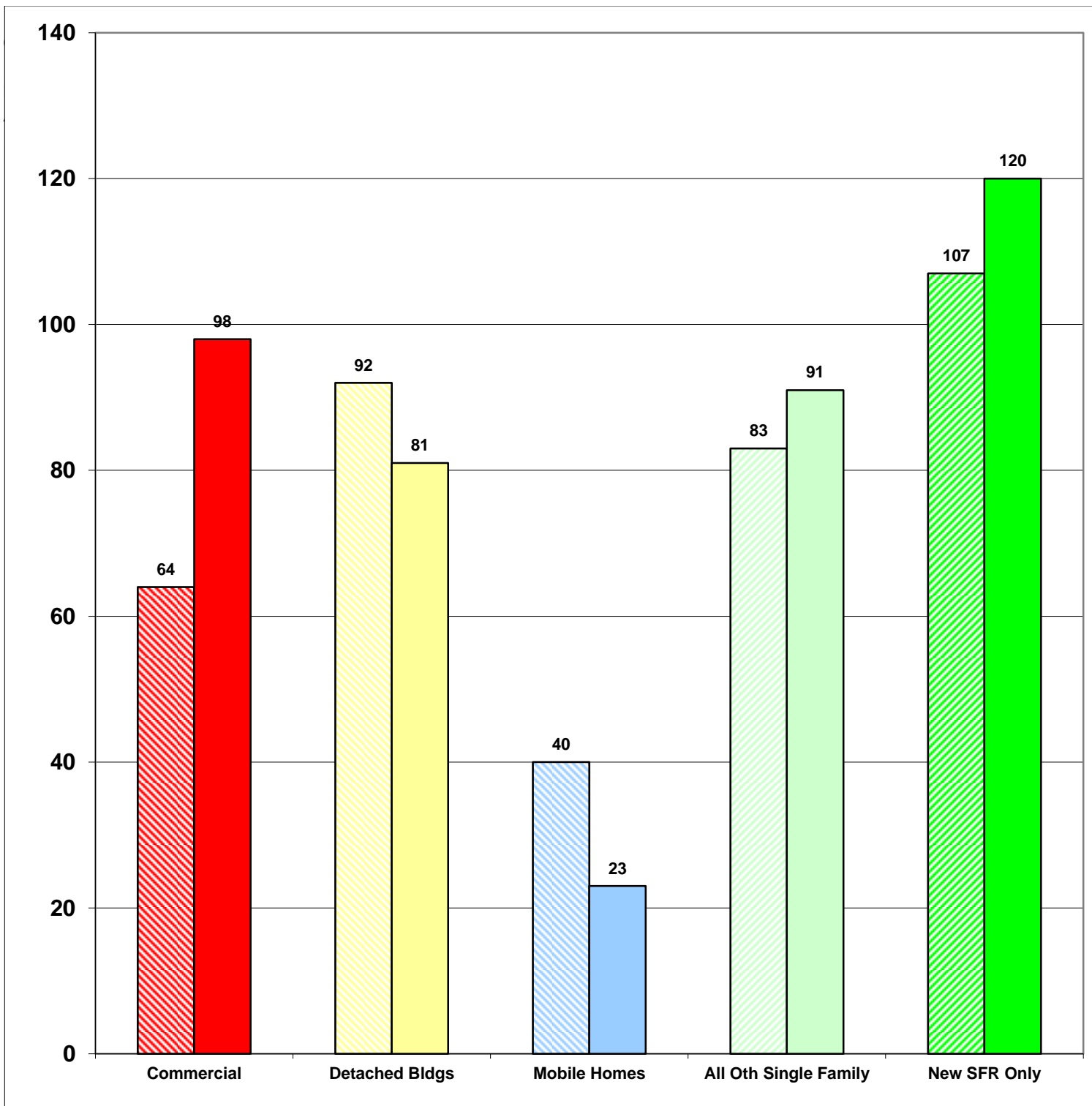
**Comparing  
 2012 to 2013**

<b>2012</b>	<b>386</b>
<b>2013</b>	<b>413</b>

**7%  
 Total Increase**

**Stripe = 2012    Solid = 2013**

Year to Date Report  
 June-13

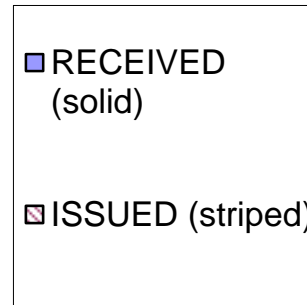
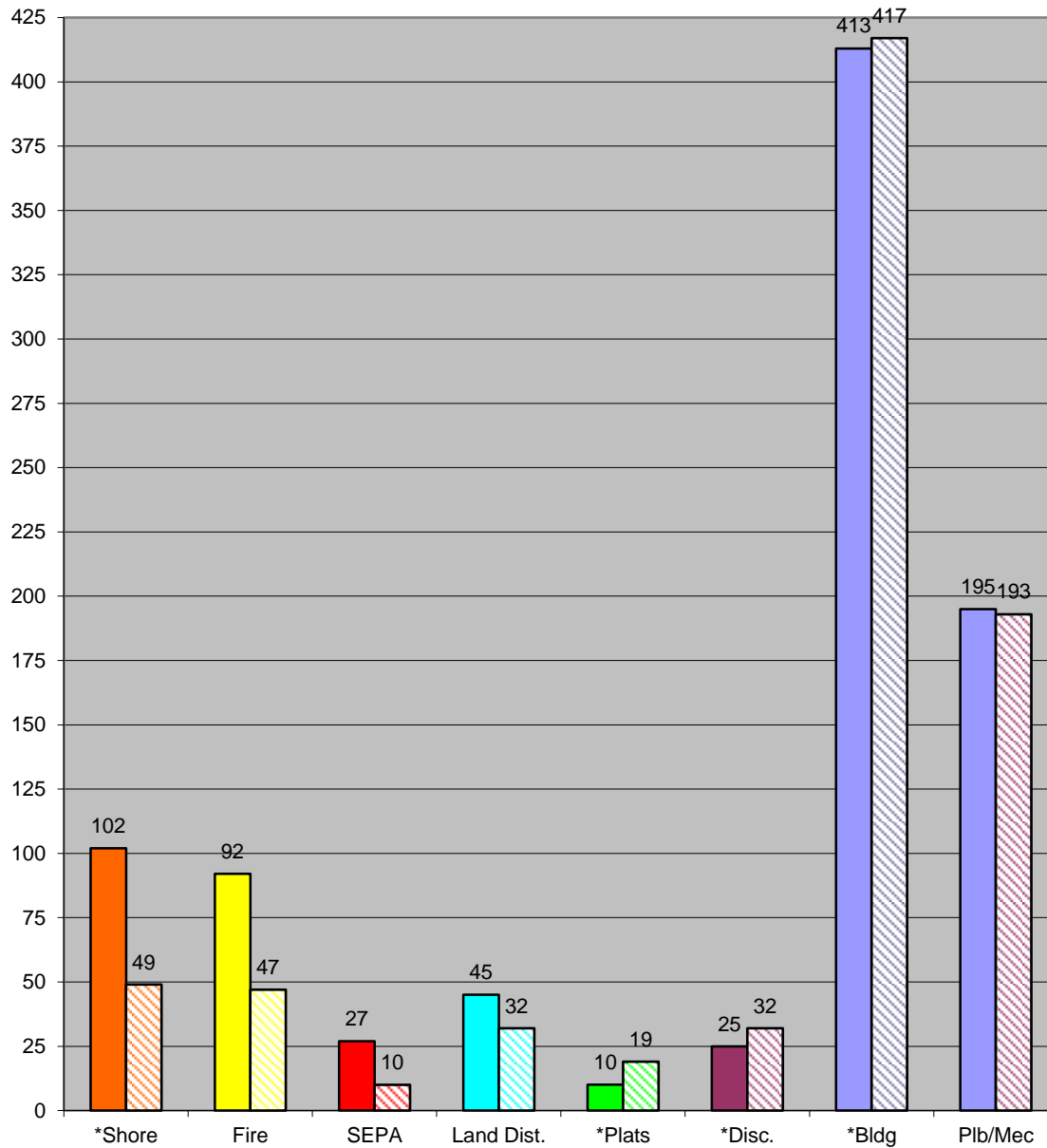




**YEAR TO DATE**

**CASES  
 RECEIVED  
 and  
 ISSUED**

**JAN - JUN**



**Stripe = Issued**  
**Solid = Received**

Year to Date Report  
 June-13

- \*Shore = SHC, SHR, SHV, SHX
- \*Plats = LSS, SSS, BSP, PUD, MDP
- \*Disc = ADM, APL, CUP, NON, VAR
- \*Bldg = COM, DET, MOB, SFR