

Permit Activity, June 14

WHATCOM COUNTY PLANNING & DEVELOPMENT
2014 June



CURRENT MONTH		
SINGLE FAMILY RESIDENCES	ISSUED	VALUATION
NEW - RESIDENTIAL	42	9,239,918
NEW - DUPLEX	1	437,850
ADDITION/REMODEL	12	759,822
CONVERT TO LIVING		
DEMOLITION (SINGLE FAMILY)	3	17,300
MOVE TO SITE		
REPLACE/REPAIR	4	77,258
RE-ROOF / SIDE ONLY		
TOTAL	62	\$10,532,147.73

SFR

YEAR TO DATE	
ISSUED	VALUATION
126	29,079,327
2	862,810
56	2,849,377
17	149,160
14	846,350
215	\$33,787,023.39

MOBILE HOMES	ISSUED	VALUATION
NEW - MOBILE HOME	4	163,688
ADDITION TO MOB		
CONVERT TO STORAGE		
REPLACEMENT	1	-
TEMP MOBILE		
TOTAL	5	\$163,688.00

MOB

ISSUED	VALUATION
14	552,972
3	71,920
17	\$624,892.00

DETACHED BUILDINGS	ISSUED	VALUATION
NEW - AG BARN / STORAGE		
NEW - GARAGE	2	188,984
NEW - OTHER TYPE BLDG		
NEW - OTHER TYPE STRUCTURES	4	37,232
NEW - STORAGE	3	29,376
ADDITION / REMODEL		
CONVERT TO OTHER		
DEMOLITION (DETACHED)	4	17,000
MOVE TO SITE		
REPLACE / REPAIR	2	344,394
RE-ROOF ONLY		
TOTAL	15	\$616,986.00

DET

ISSUED	VALUATION
12	697,170
18	622,424
1	8,700
10	126,354
28	772,812
7	993,662
1	41,160
11	41,850
8	451,318
96	\$3,755,450.00

COMMERCIAL	ISSUED	VALUATION
NEW - 3 - 4 UNIT APARTMENTS		
NEW - 5 + UNIT APARTMENTS		
NEW - AIRPORT FACILITIES		
NEW - AMUSEMENT, SOCIAL, REC		
NEW - CHURCHES & OTH RELIGIOUS		
NEW - FIRE STATIONS / MEDIC ONE		
NEW - HOSPITALS / INSTITUTIONAL		
NEW - HOTEL / MOTEL / TOUR. CAB		
NEW - INDUSTRIAL		
NEW - MIXED USE		
NEW - OFFICE, BANKS, PROF		
NEW - OTHER PORTABLES		
NEW - OTHER TYPE BLDGS		
NEW - OTHER TYPE STRUCTURES	3	211,000
NEW - PORTABLE CLASSROOM		
NEW - PUBLIC WORKS & UTILITY		
NEW - SCHOOLS & OTHER ED		
NEW - STORAGE BLDGS		
NEW - STORES & CUSTOMER SERV		
NEW - WAREHOUSE		
ADDITION / REMODEL	1	4,000
CHANGE OF USE / TEN IMPROV / OCC	1	2,500
CONVERT	1	241,000
DEMOLITION (COMMERCIAL)		
MOVE TO SITE		
REPLACE / REPAIR		
RE-ROOF ONLY	1	6,000
TOTAL	7	\$464,500.00

COM

ISSUED	VALUATION
1	6,455,305
3	12,297,600
2	70,500
22	6,459,935
2	739,780
2	769,128
16	3,108,487
24	1,321,986
2	6,600
5	685,645
2	16,465
81	\$31,931,430.73

MONTHLY TOTAL	
ISSUED	VALUATION
89	\$11,777,321.73

YEARLY TOTAL	
ISSUED	VALUATION
409	\$70,098,796.12



YEAR TO DATE

**BLDG PERMITS
 VALUATION**

in thousands

June

**Comparing
 2013 to 2014**

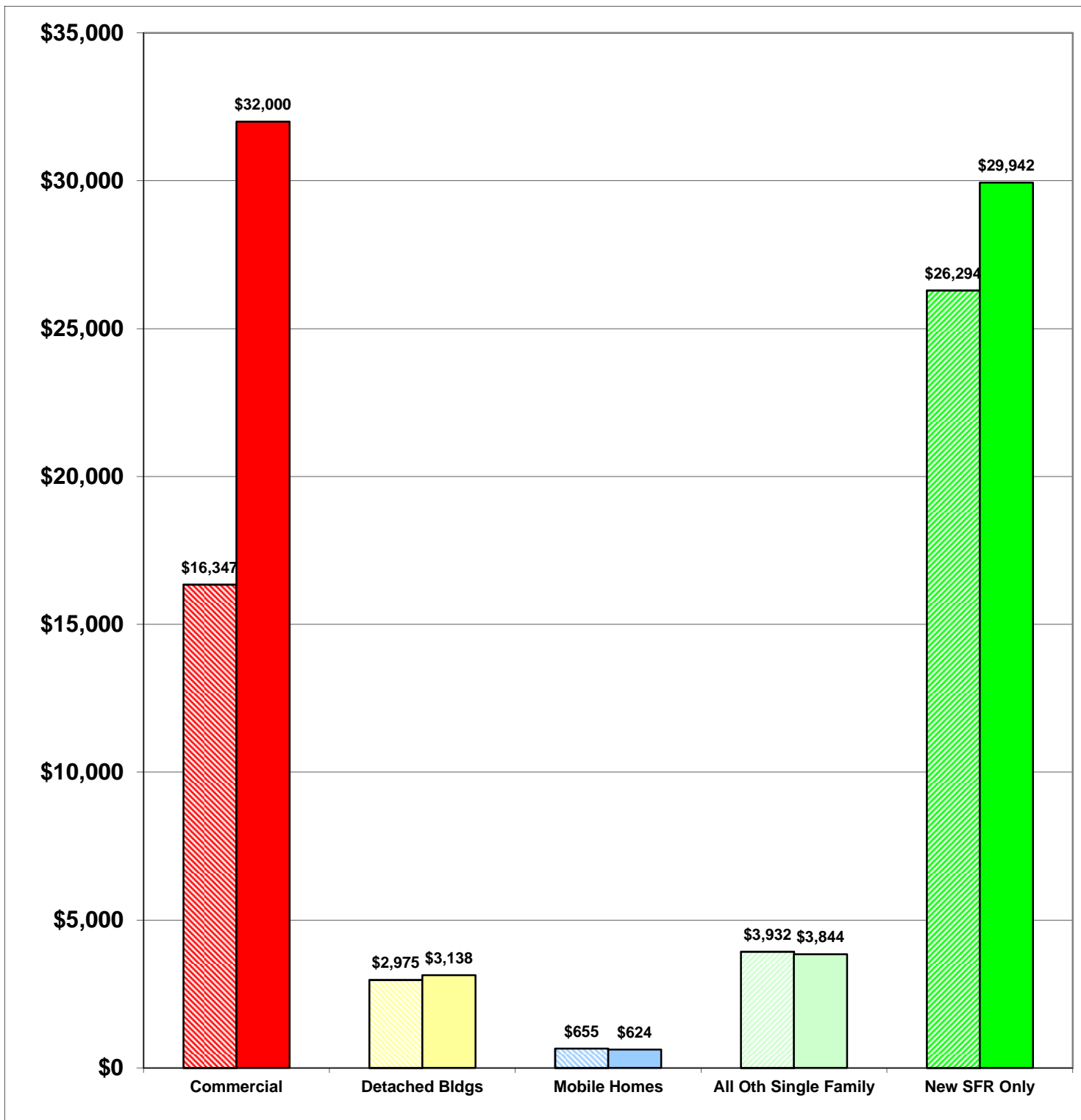
**2013 \$50,203
 2014 \$69,548**

39%

Total Increase

Stripe = 2013 Solid = 2014

Year to Date Valuation Report
 June-14





BLDG PERMITS ISSUED

June

Comparing
2013 to 2014

Jun-13 74

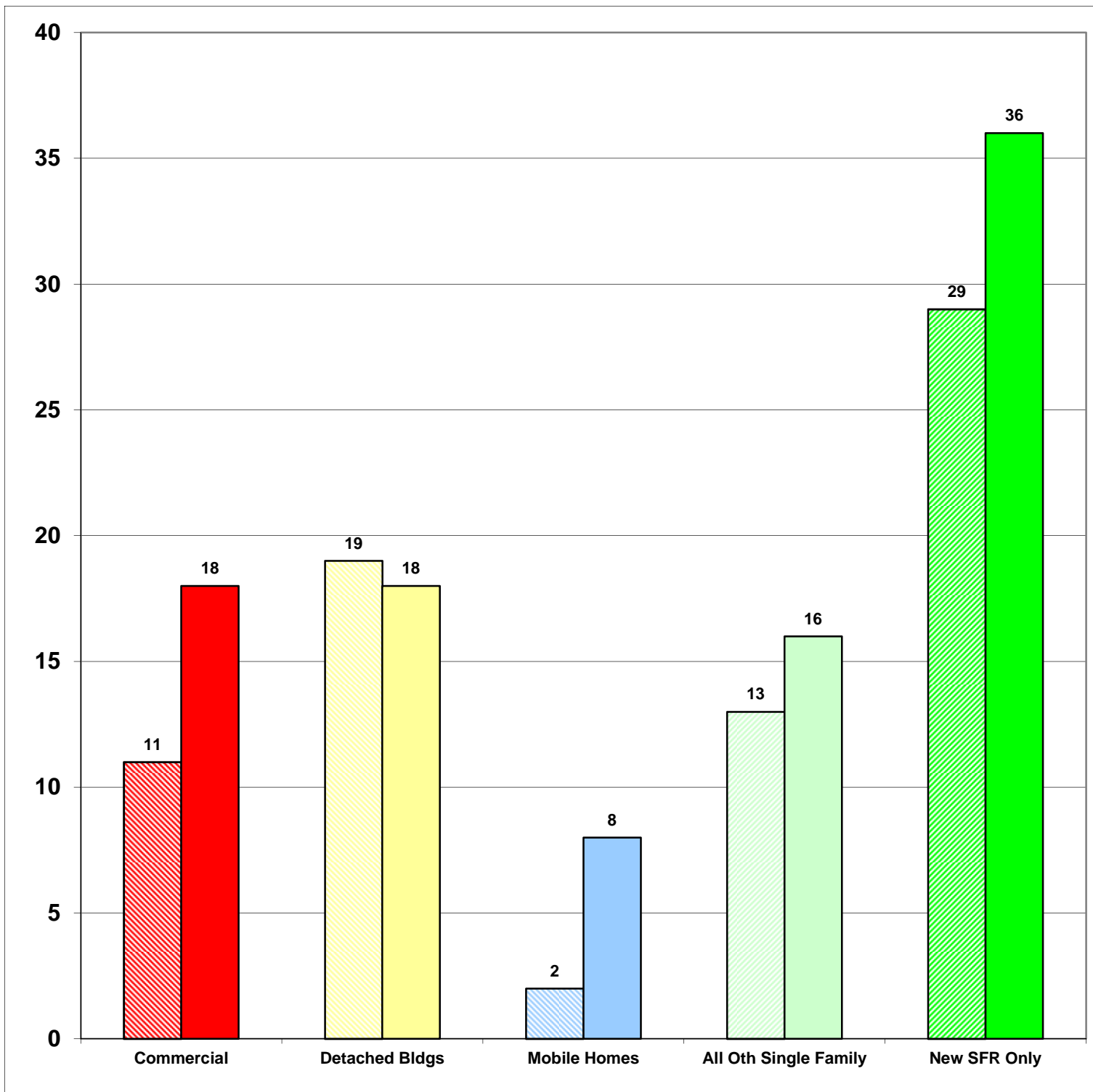
Jun-14 96

30%

Total Increase

Stripe = 2013 Solid = 2014

Monthly Report
June-14

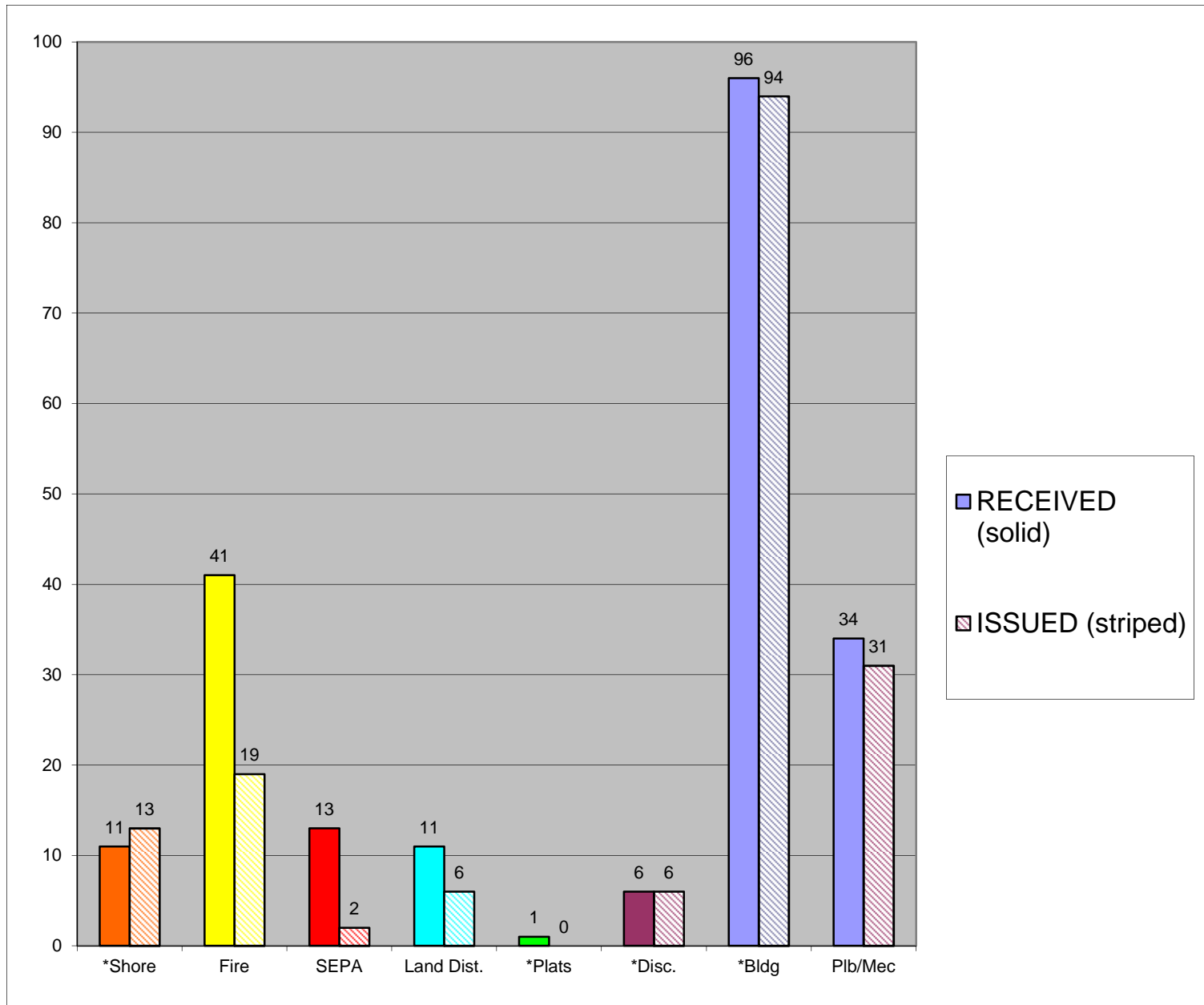




**CASES
RECEIVED
and
ISSUED
2013 to 2014
June**

Stripe = Issued
Solid = Received

Monthly Permit Report
June-14



*Shore = SHC, SHR, SHV, SHX

*Plats = LSS, SSS, BSP, PUD, MDP

*Disc = ADM, APL, CUP, NON, VAR

*Bldg = COM, DET, MOB, SFR



YEAR TO DATE

**BLDG PERMITS
ISSUED**

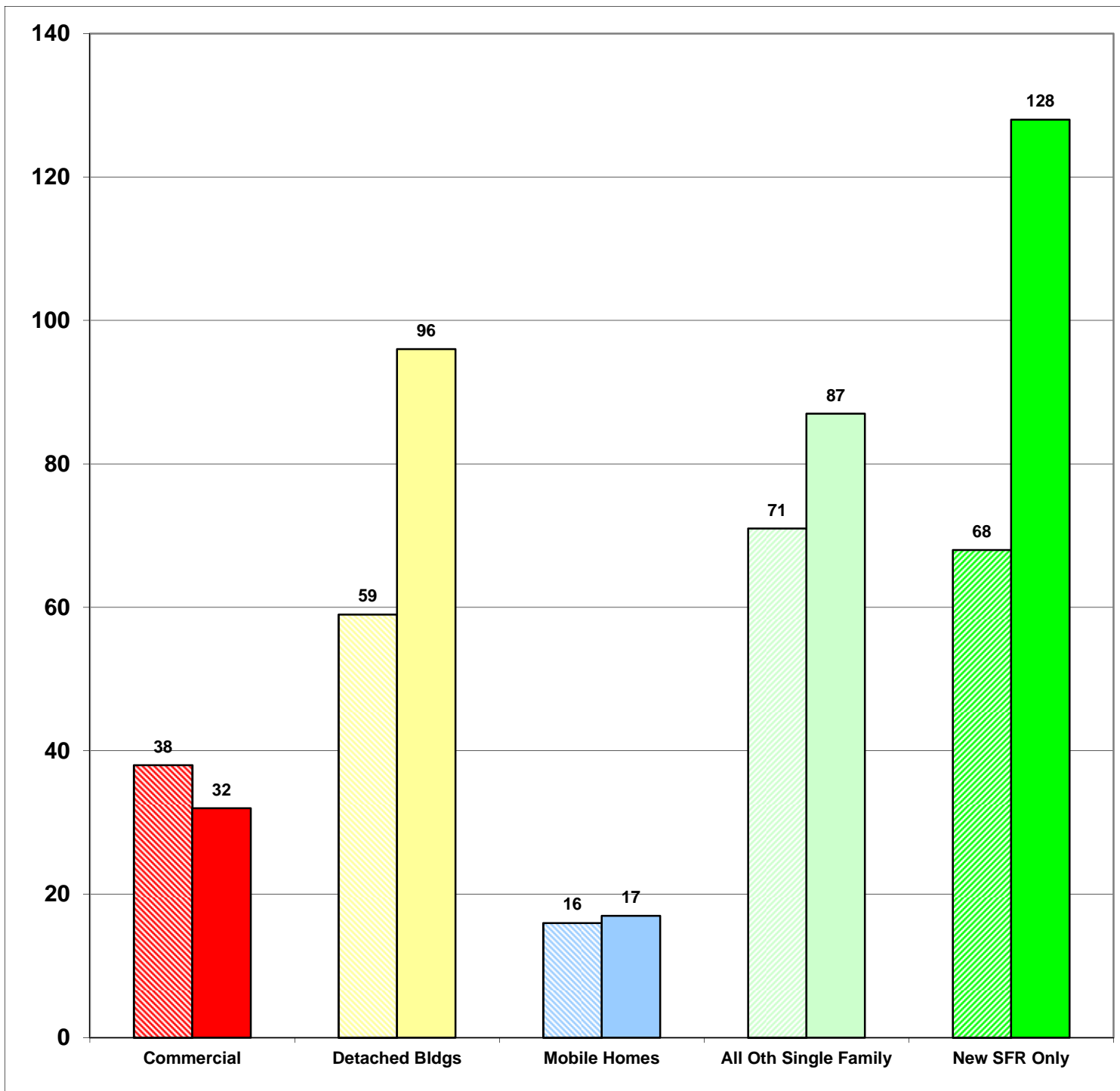
JAN - DEC

**Comparing
2013 to 2014**

2013	252
2014	360

**43%
Total Increase**

Stripe = 2013 Solid = 2014





YEAR TO DATE

**BLDG PERMITS
APPLIED FOR**

JAN - DEC

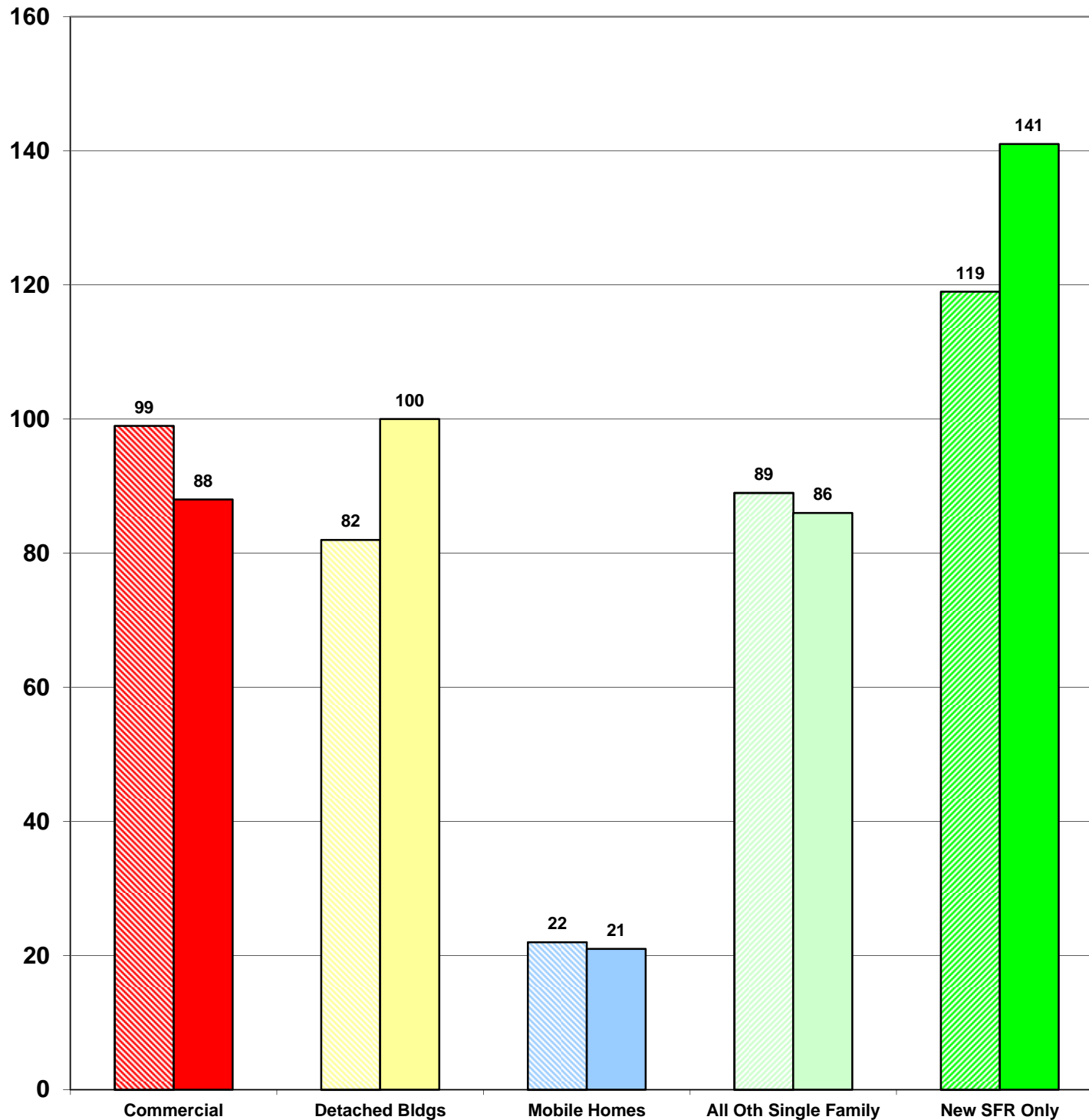
**Comparing
2013 to 2014**

**2013 411
2014 436**

**6%
Total Increase**

Stripe = 2013 Solid = 2014

**Year to Date Report
June-14**





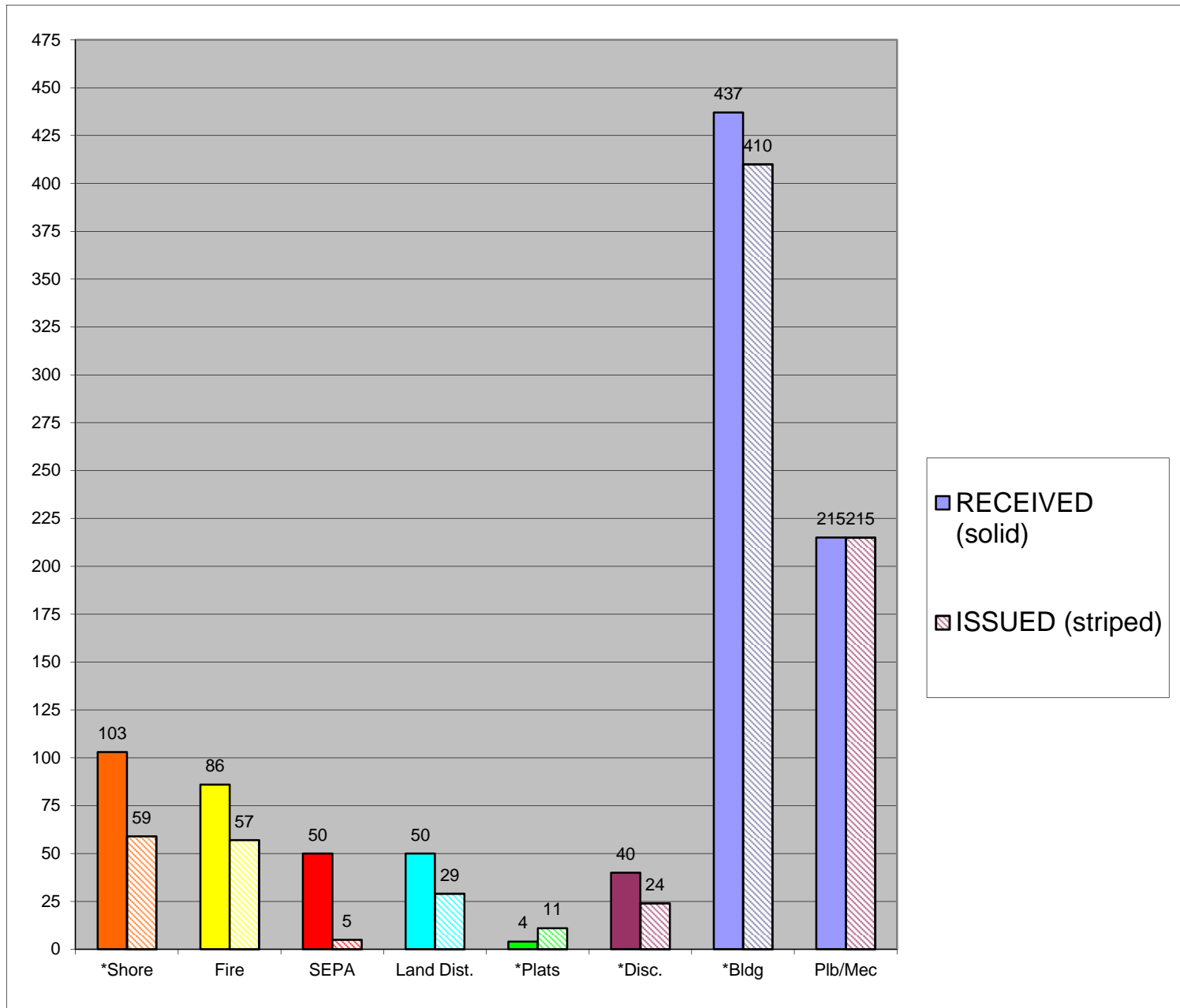
YEAR TO DATE

**CASES
RECEIVED
and
ISSUED**

JAN - DEC

Stripe = Issued
Solid = Received

Year to Date Report
June-14



*Shore = SHC, SHR, SHV, SHX

*Plats = LSS, SSS, BSP, PUD, MDP

*Disc = ADM, APL, CUP, NON, VAR

*Bldg = COM, DET, MOB, SFR