

Permit Activity, Mar 08

WHATCOM COUNTY PLANNING & DEVELOPMENT 2008 MARCH



CURRENT MONTH		
SINGLE FAMILY RESIDENCES	ISSUED	VALUATION
NEW - RESIDENTIAL	24	5,746,232
NEW - DUPLEX		
ADDITION/REMODEL	16	911,964
CONVERT TO LIVING		
DEMOLITION (SINGLE FAMILY)	6	42,405
MOVE TO SITE		
REPLACE/REPAIR	6	153,560
RE-ROOF / SIDE ONLY	1	-
TOTAL	53	\$6,854,161.00

MOBILE HOMES	ISSUED	VALUATION
NEW - MOBILE HOME	4	242,536
ADDITION TO MOB		
CONVERT TO STORAGE		
REPLACEMENT	4	220,309
TEMP MOBILE		
TOTAL	8	\$462,845.00

DETACHED BUILDINGS	ISSUED	VALUATION
NEW - AG BARN / STORAGE	7	807,920
NEW - GARAGE	11	217,620
NEW - OTHER TYPE BLDG	1	4,000
NEW - OTHER TYPE STRUCTURES	1	12,000
NEW - STORAGE	3	70,320
ADDITION / REMODEL	1	71,176
CONVERT TO OTHER	1	4,800
DEMOLITION (DETACHED)	2	16,250
MOVE TO SITE		
REPLACE / REPAIR	3	7,950
RE-ROOF ONLY		
TOTAL	30	\$1,212,036.00

COMMERCIAL	ISSUED	VALUATION
NEW - 3 - 4 UNIT APARTMENTS		
NEW - 5 + UNIT APARTMENTS		
NEW - AIRPORT FACILITIES		
NEW - AMUSEMENT, SOCIAL, REC		
NEW - CHURCHES & OTH RELIGIOUS		
NEW - FIRE STATIONS / MEDIC ONE		
NEW - HOSPITALS / INSTITUTIONAL		
NEW - HOTEL / MOTEL / TOUR. CAB		
NEW - INDUSTRIAL	1	60,000
NEW - MIXED USE		
NEW - OFFICE, BANKS, PROF		
NEW - OTHER PORTABLES	1	53,902
NEW - OTHER TYPE BLDGS		
NEW - OTHER TYPE STRUCTURES	2	25,000
NEW - PORTABLE CLASSROOM		
NEW - PUBLIC WORKS & UTILITY		
NEW - SCHOOLS & OTHER ED		
NEW - STORAGE BLDGS		
NEW - STORES & CUSTOMER SERV		
NEW - WAREHOUSE	1	1,676,989
ADDITION / REMODEL	2	4,100,000
CHANGE OF USE / TEN IMPROV / OCC		
CONVERT		
DEMOLITION (COMMERCIAL)	1	15,000
MOVE TO SITE		
REPLACE / REPAIR		
RE-ROOF ONLY		
TOTAL	8	\$5,930,891.00

MONTHLY TOTAL	
ISSUED	VALUATION
99	\$14,459,933.00

YEAR TO DATE	
ISSUED	VALUATION
55	11,912,932
38	1,647,763
8	68,915
13	349,382
2	22,000
116	\$14,000,992.00

MOB	ISSUED	VALUATION
	13	533,081
	11	446,572
	24	\$979,653.00

DET	ISSUED	VALUATION
	16	1,092,110
	28	596,133
	3	28,057
	3	20,120
	6	130,380
	3	140,536
	1	4,800
	3	21,250
	5	25,190
	68	\$2,058,576.00

COM	ISSUED	VALUATION
	1	832,216
	1	15,000
	1	60,000
	1	53,902
	13	1,087,419
	1	42,945
	1	11,189
	1	1,676,989
	4	4,448,605
	2	60,000
	1	15,000
	2	100,000
	2	120,500
	31	\$8,523,765.00

YEARLY TOTAL	
ISSUED	VALUATION
239	\$25,562,986.00



YEAR TO DATE

**BLDG PERMITS
VALUATION**

in thousands

MARCH

Comparing
2007 to 2008

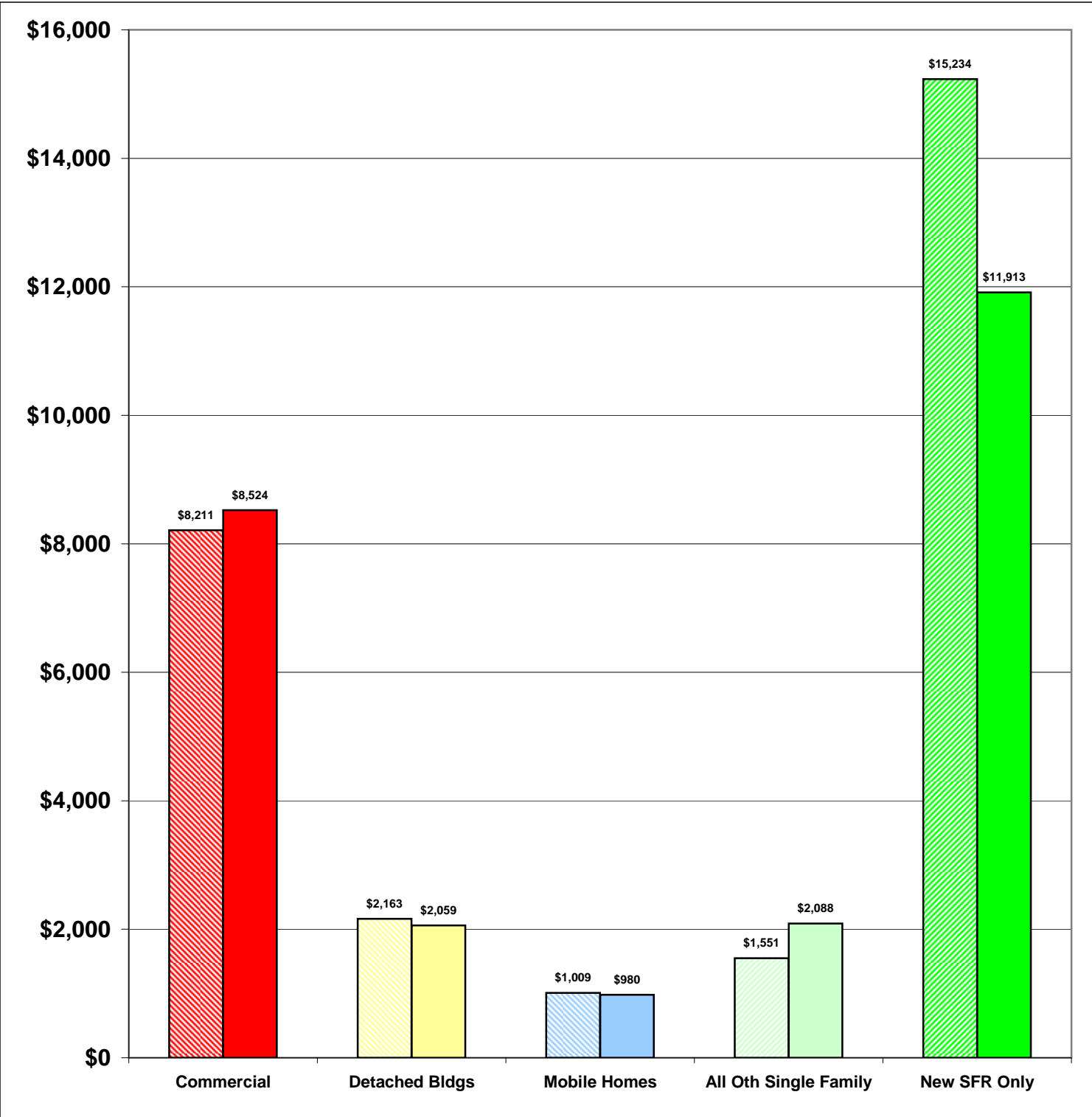
2007 \$28,168
2008 \$25,564

-9%

Total Increase

Stripe = 07 Solid = 08

Year to Date Valuation Report
March-08





BLDG PERMITS ISSUED

MARCH

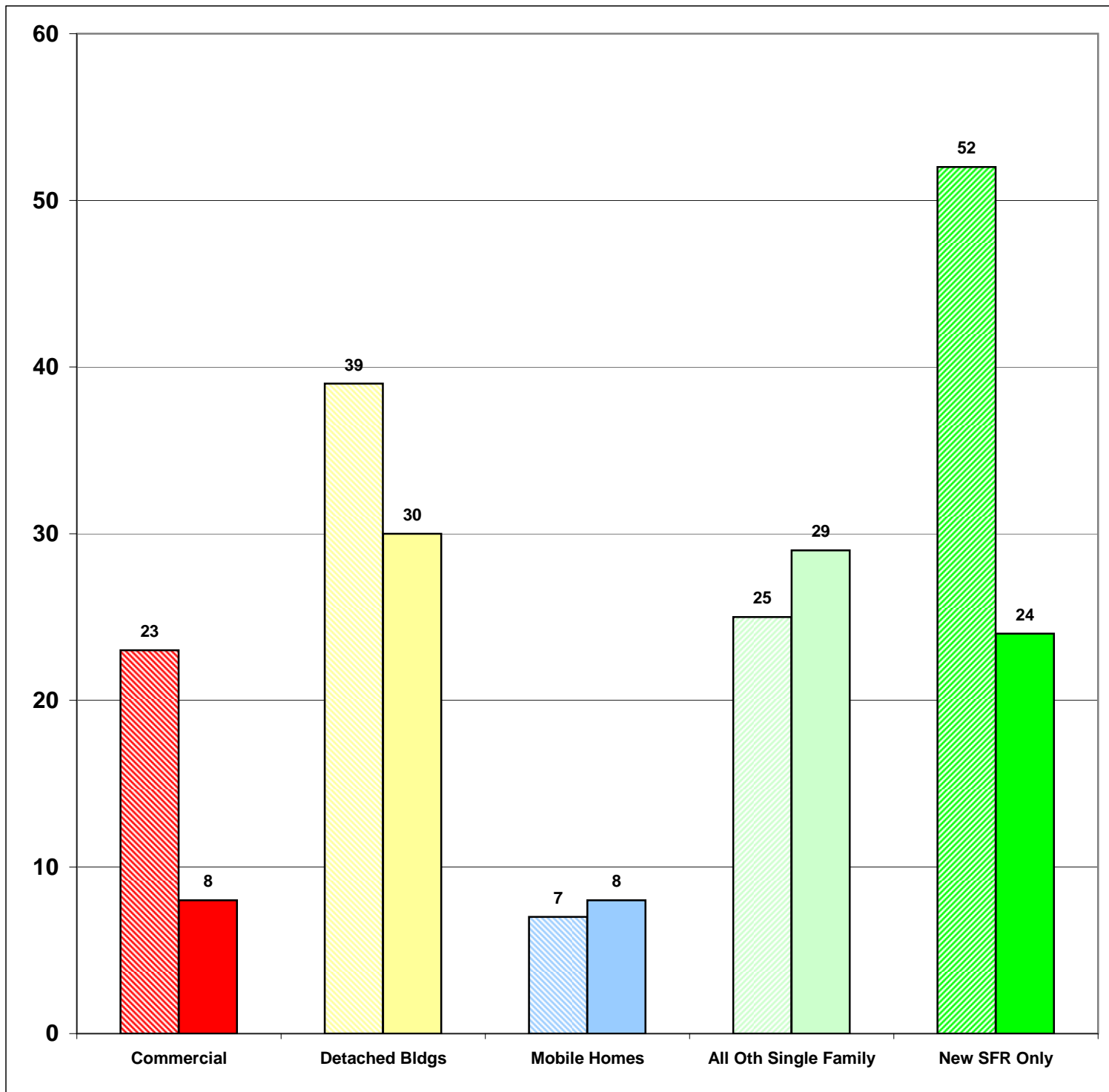
Comparing
2007 to 2008

Feb-07	146
Feb-08	99

-32%

Total Increase

Stripe = 07 Solid = 08



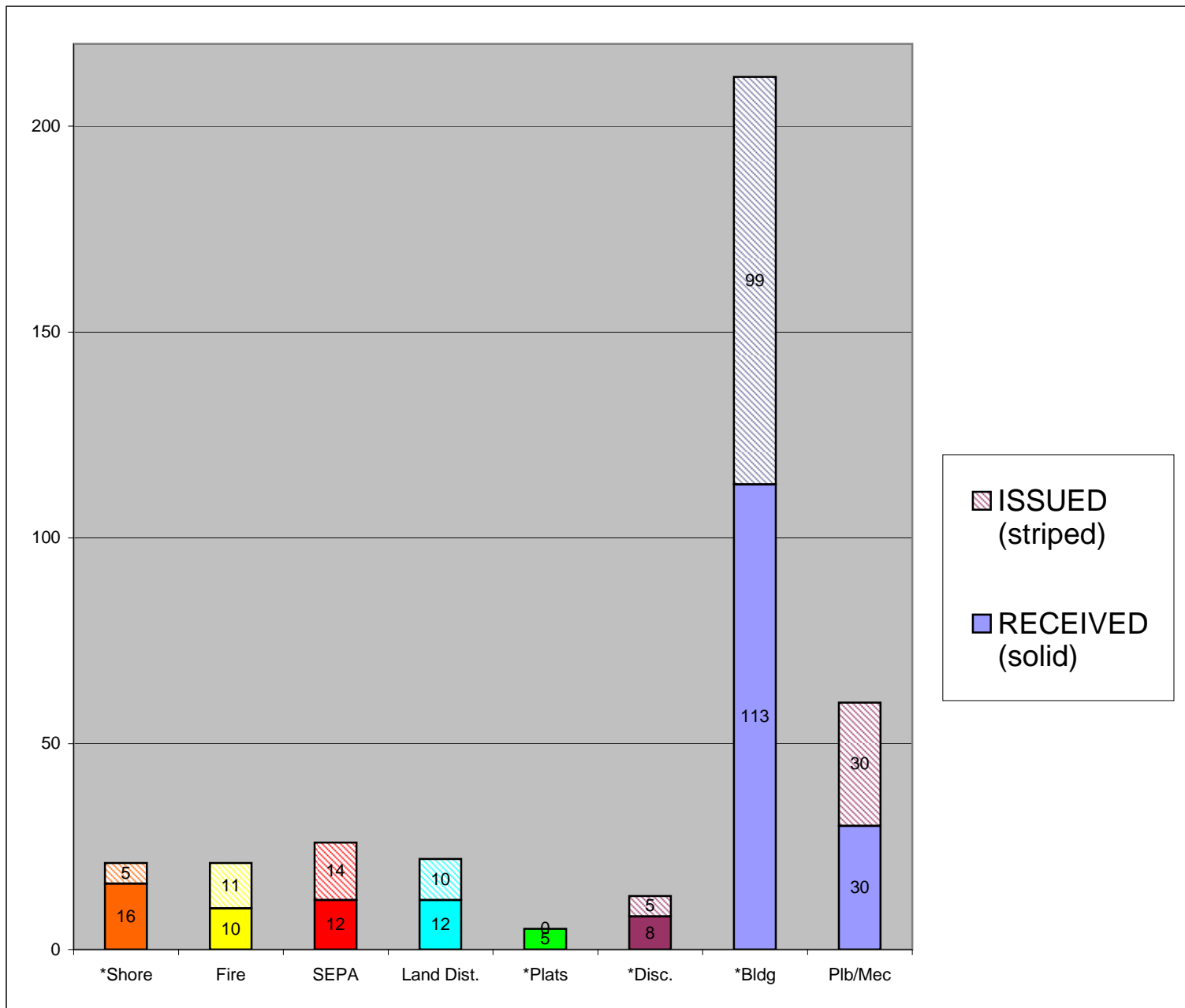


**CASES
 RECEIVED
 and
 ISSUED**

MARCH

Stripe = Issued
Solid = Received

Monthly Permit Report
 March-08



*Shore = SHC, SHR, SHV, SHX
 *Plats = LSS, SSS, BSP, PUD, MDP
 *Disc = ADM, APL, CUP, NON, VAR
 *Bldg = COM, DET, MOB, SFR



YEAR TO DATE

**BLDG PERMITS
 ISSUED**

JAN - MAR

**Comparing
 2007 to 2008**

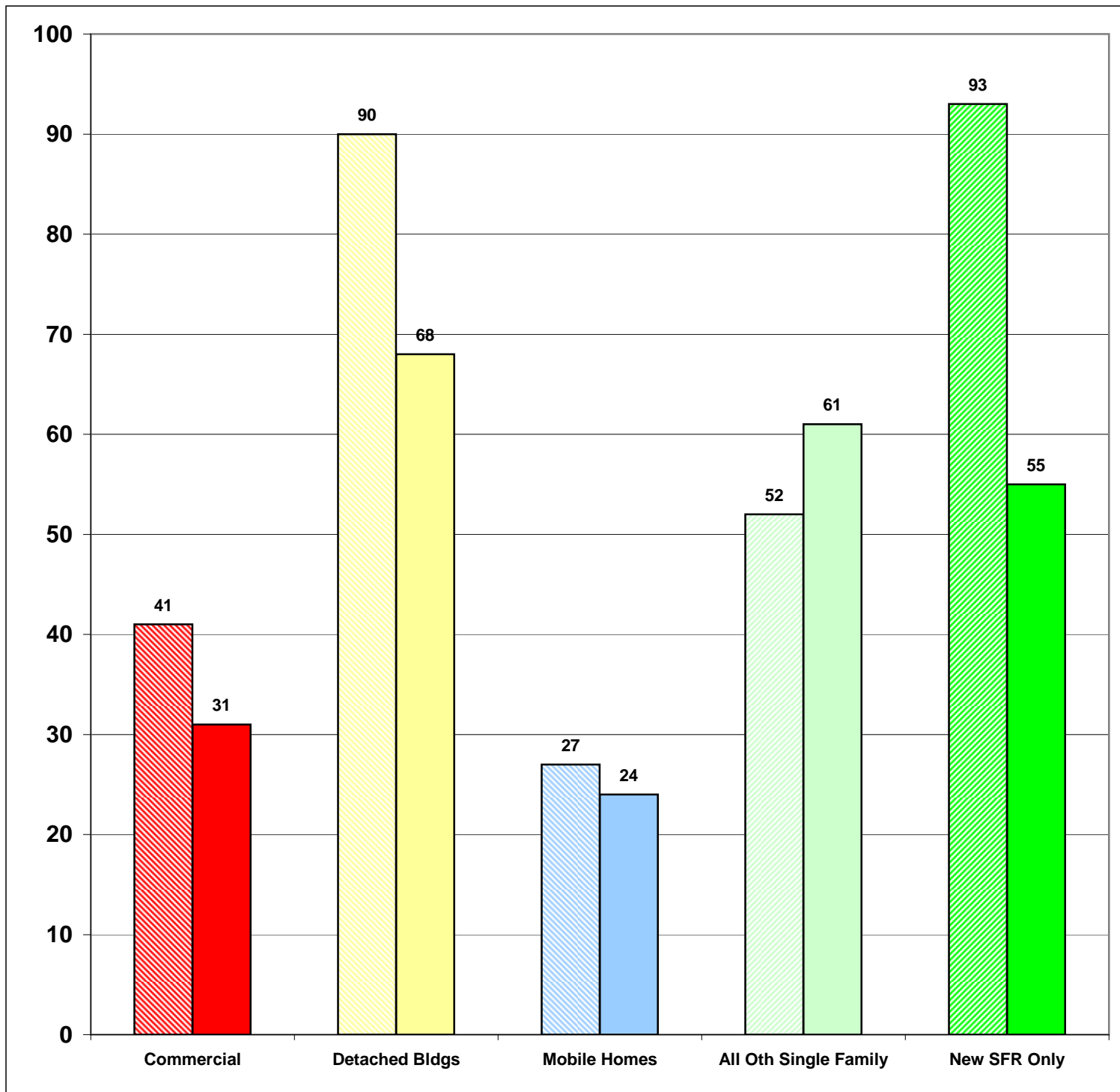
**2007 303
 2008 239**

-21%

Total Increase

Stripe = 07 Solid = 08

Year to Date Report
 March-08





YEAR TO DATE

**BLDG PERMITS
APPLIED FOR**

JAN - MAR

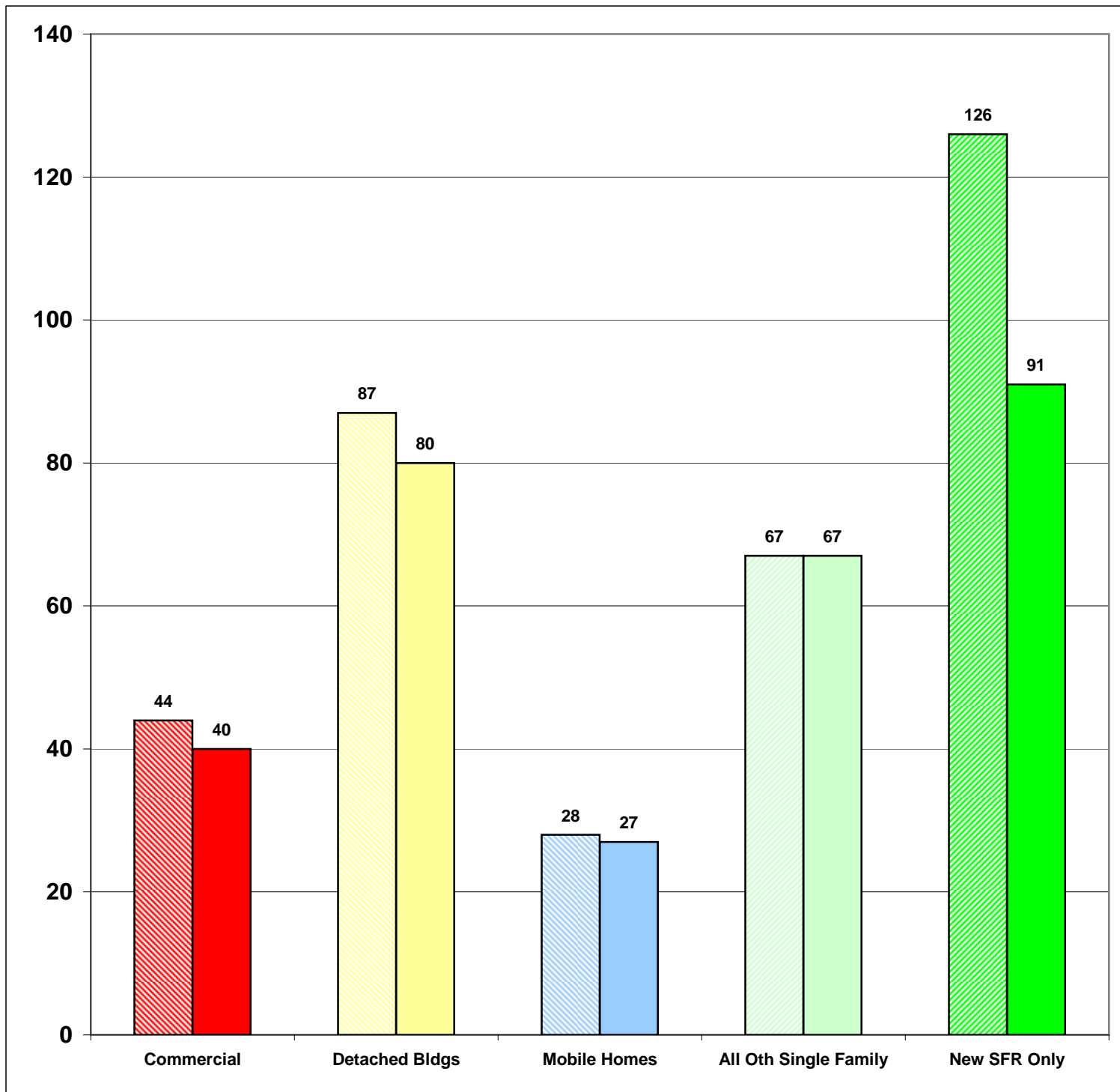
**Comparing
2007 to 2008**

2007	352
2008	305

-13%

Total Increase

Stripe = 07 Solid = 08



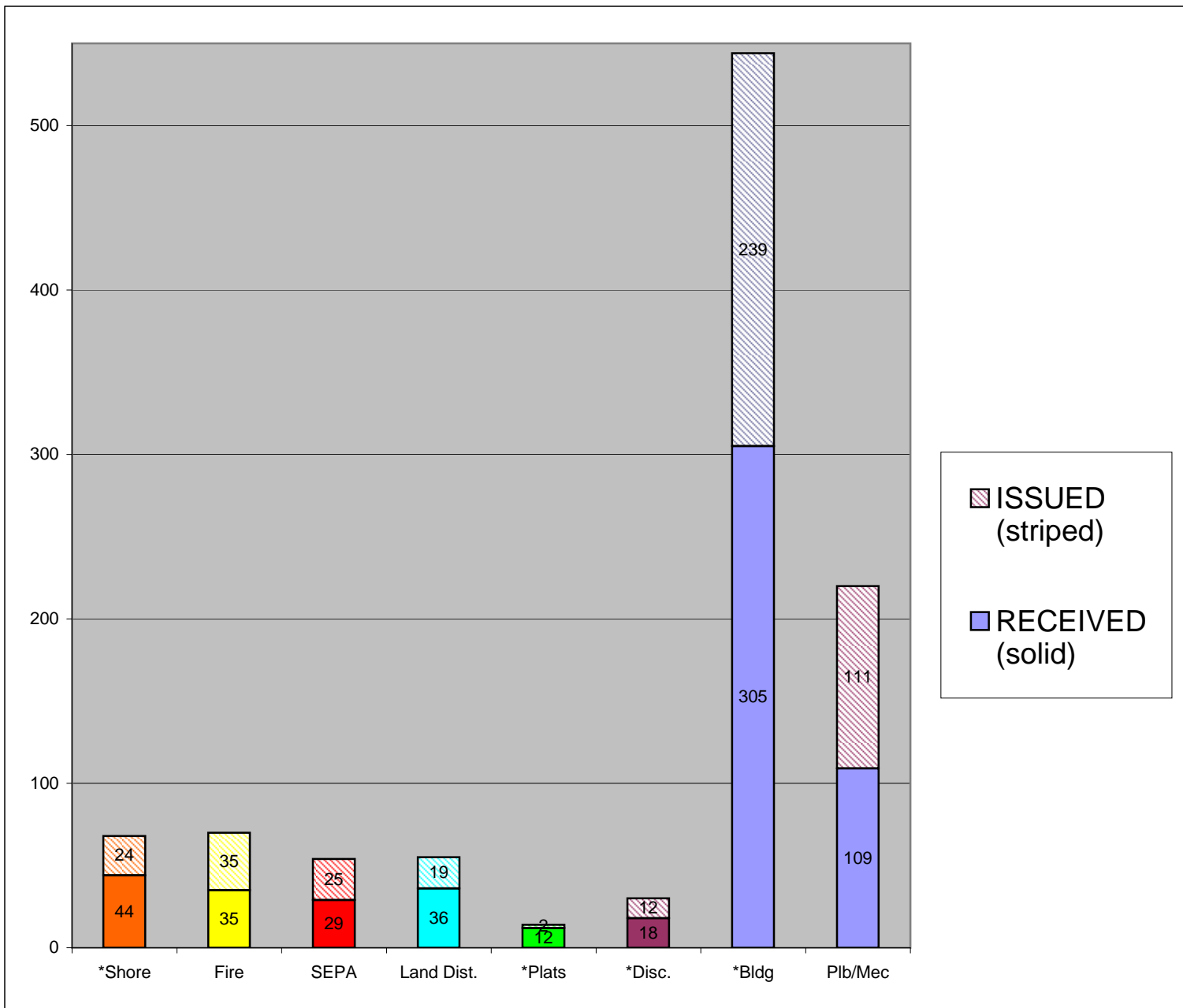


YEAR TO DATE

CASES

**RECEIVED
 and
 ISSUED**

JAN - MAR



Stripe = Issued
 Solid = Received

Year to Date Report
 March-08

*Shore = SHC, SHR, SHV, SHX
 *Plats = LSS, SSS, BSP, PUD, MDP
 *Disc = ADM, APL, CUP, NON, VAR
 *Bldg = COM, DET, MOB, SFR