

# Permit Activity, March 10

## WHATCOM COUNTY PLANNING & DEVELOPMENT 2010 March



<b>CURRENT MONTH</b>		
<b>SINGLE FAMILY RESIDENCES</b>	<b>ISSUED</b>	<b>VALUATION</b>
NEW - RESIDENTIAL	12	3,099,183
NEW - DUPLEX		
ADDITION/REMODEL	13	534,512
CONVERT TO LIVING	1	2,000
DEMOLITION (SINGLE FAMILY)	2	11,200
MOVE TO SITE		
REPLACE/REPAIR	1	194,730
RE-ROOF / SIDE ONLY		
<b>TOTAL</b>	<b>29</b>	<b>\$3,841,625.00</b>

<b>YEAR TO DATE</b>	
<b>ISSUED</b>	<b>VALUATION</b>
24	5,499,303
1	150,456
33	1,405,720
3	115,917
4	15,500
1	20,600
4	252,730
1	
<b>71</b>	<b>\$7,460,226.00</b>

<b>MOBILE HOMES</b>	<b>ISSUED</b>	<b>VALUATION</b>
NEW - MOBILE HOME	19	849,557
ADDITION TO MOB		
CONVERT TO STORAGE		
REPLACEMENT	3	98,141
TEMP MOBILE		
<b>TOTAL</b>	<b>22</b>	<b>\$947,698.00</b>

<b>ISSUED</b>	<b>VALUATION</b>
20	889,733
6	176,642
<b>26</b>	<b>\$1,066,375.00</b>

<b>DETACHED BUILDINGS</b>	<b>ISSUED</b>	<b>VALUATION</b>
NEW - AG BARN / STORAGE	7	265,350
NEW - GARAGE	4	106,870
NEW - OTHER TYPE BLDG		
NEW - OTHER TYPE STRUCTURES		
NEW - STORAGE	2	81,280
ADDITION / REMODEL	1	4,320
CONVERT TO OTHER	1	6,720
DEMOLITION (DETACHED)		
MOVE TO SITE		
REPLACE / REPAIR		
RE-ROOF ONLY		
<b>TOTAL</b>	<b>15</b>	<b>\$464,540.00</b>

<b>ISSUED</b>	<b>VALUATION</b>
20	764,910
9	264,570
3	62,970
3	81,780
4	174,940
7	265,520
1	6,720
2	10,750
<b>49</b>	<b>\$1,632,160.00</b>

<b>COMMERCIAL</b>	<b>ISSUED</b>	<b>VALUATION</b>
NEW - 3 - 4 UNIT APARTMENTS	1	283,610
NEW - 5 + UNIT APARTMENTS	1	6,455,305
NEW - AIRPORT FACILITIES		
NEW - AMUSEMENT, SOCIAL, REC		
NEW - CHURCHES & OTH RELIGIOUS		
NEW - FIRE STATIONS / MEDIC ONE		
NEW - HOSPITALS / INSTITUTIONAL		
NEW - HOTEL / MOTEL / TOUR. CAB		
NEW - INDUSTRIAL		
NEW - MIXED USE		
NEW - OFFICE, BANKS, PROF		
NEW - OTHER PORTABLES		
NEW - OTHER TYPE BLDGS	2	503,219
NEW - OTHER TYPE STRUCTURES	3	230,058
NEW - PORTABLE CLASSROOM		
NEW - PUBLIC WORKS & UTILITY		
NEW - SCHOOLS & OTHER ED		
NEW - STORAGE BLDGS		
NEW - STORES & CUSTOMER SERV		
NEW - WAREHOUSE		
ADDITION / REMODEL	6	522,167
CHANGE OF USE / TEN IMPROV / OCC		
CONVERT		
DEMOLITION (COMMERCIAL)		
MOVE TO SITE		
REPLACE / REPAIR		
RE-ROOF ONLY		
<b>TOTAL</b>	<b>13</b>	<b>\$7,994,359.01</b>

<b>ISSUED</b>	<b>VALUATION</b>
1	283,610
1	6,455,305
3	842,501
14	7,005,658
11	949,106
4	23,700
1	5,000
1	400
1	20,000
1	7,750
<b>38</b>	<b>\$15,593,030.01</b>

<b>MONTHLY TOTAL</b>	
<b>ISSUED</b>	<b>VALUATION</b>
79	\$13,248,222.01

<b>YEARLY TOTAL</b>	
<b>ISSUED</b>	<b>VALUATION</b>
184	\$25,751,791.01



**YEAR TO DATE**

**BLDG PERMITS  
 VALUATION**

in thousands

**JAN - MAR**

**Comparing  
 2009 to 2010**

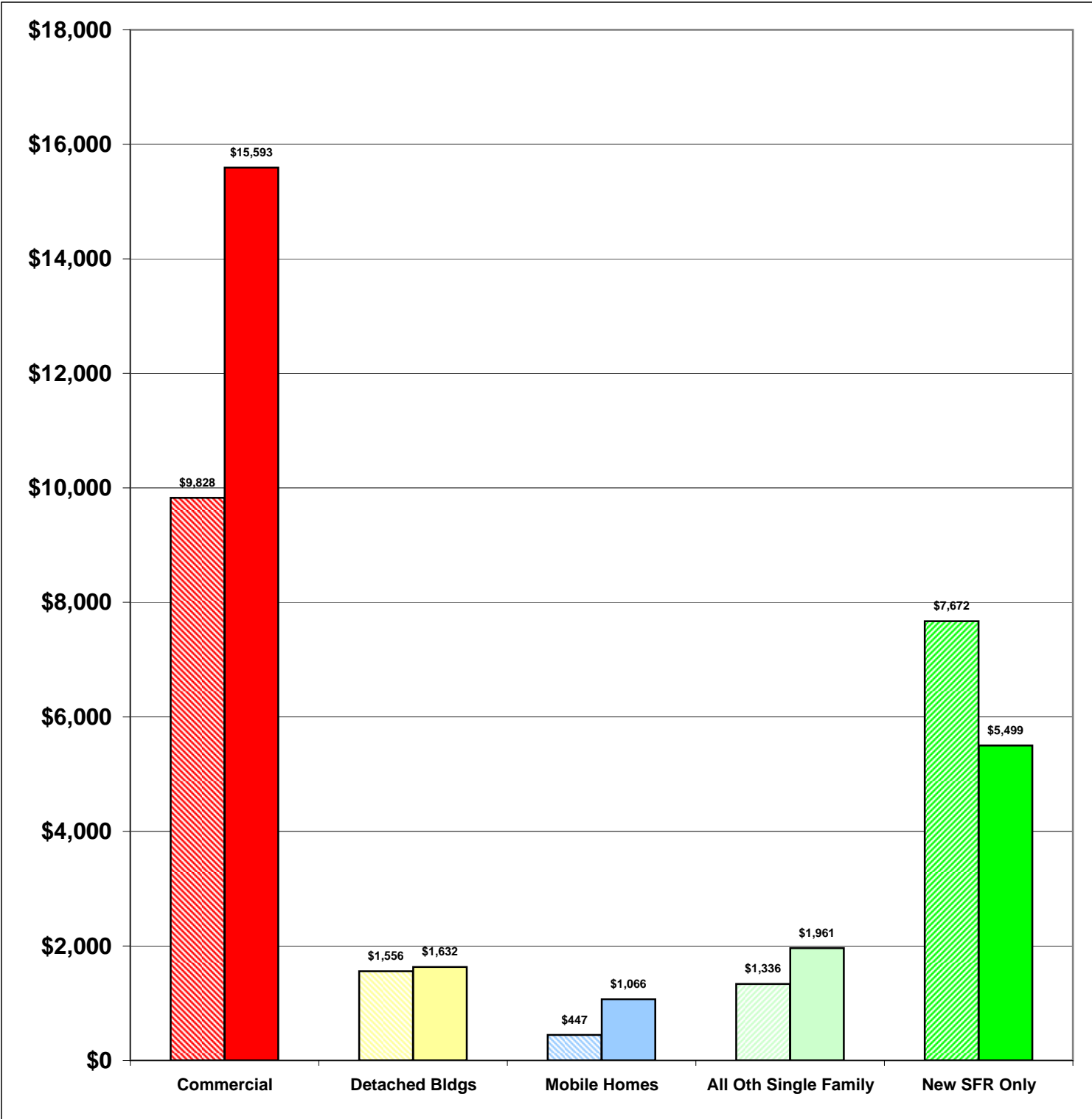
**2009     \$20,839  
 2010     \$25,751**

**24%**

**Total Increase**

**Stripe = 09    Solid = 10**

Year to Date Valuation Report  
 March-10





## BLDG PERMITS ISSUED

March

Comparing  
2009 to 2010

Mar-09 67

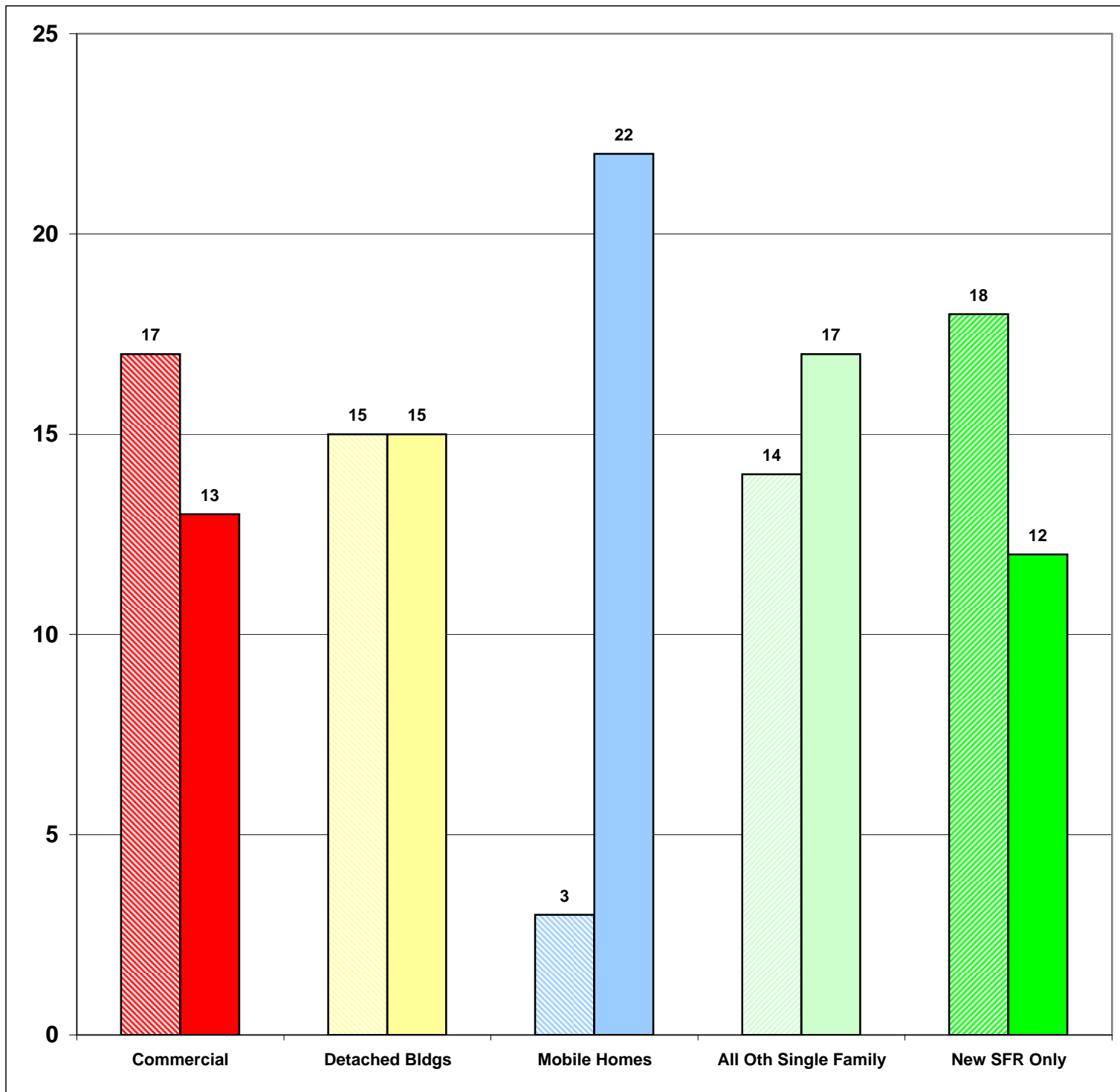
Mar-10 79

18%

Total Increase

Stripe = 07 Solid = 08

Monthly Report  
March-10



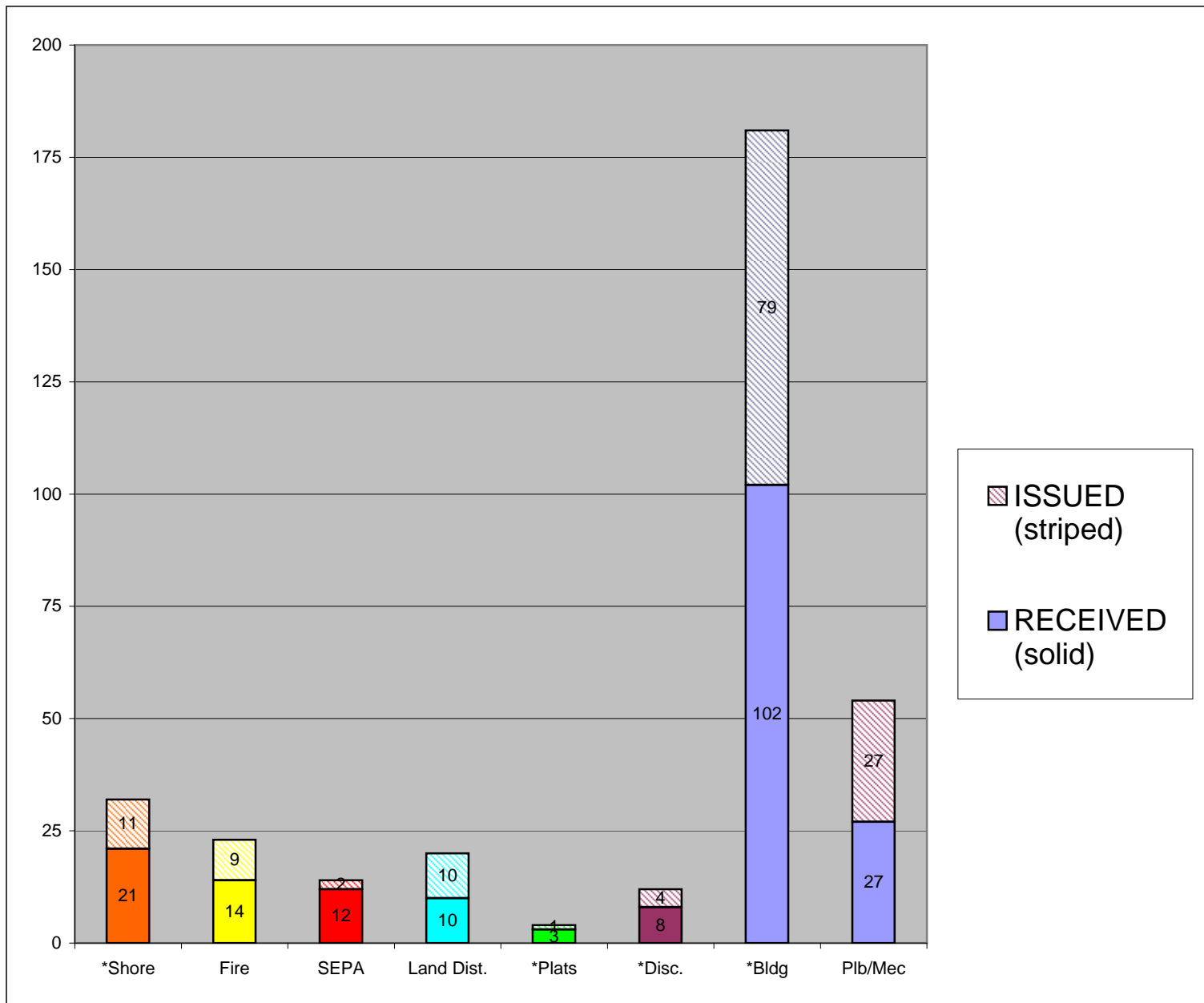


**CASES  
 RECEIVED  
 and  
 ISSUED**

**JAN - MAR**

**Stripe = Issued**  
**Solid = Received**

Monthly Permit Report  
 March-10



\*Shore = SHC, SHR, SHV, SHX  
 \*Plats = LSS, SSS, BSP, PUD, MDP  
 \*Disc = ADM, APL, CUP, NON, VAR  
 \*Bldg = COM, DET, MOB, SFR



**YEAR TO DATE**

**BLDG PERMITS  
ISSUED**

**JAN - MAR**

**Comparing  
2009 to 2010**

**2009     183**

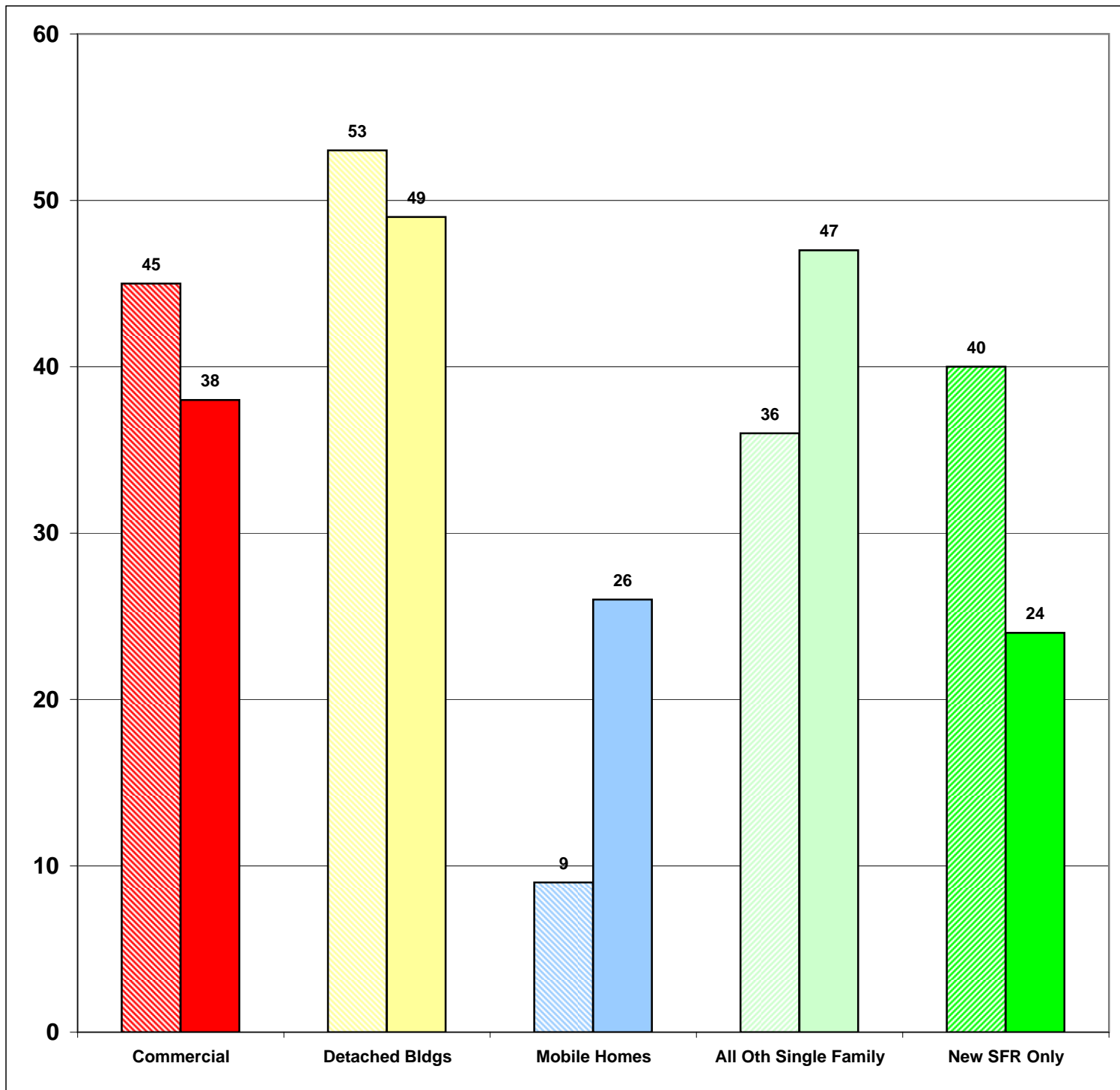
**2010     184**

**1%**

**Total Increase**

**Stripe = 09     Solid = 10**

**Year to Date Report  
March-10**





**YEAR TO DATE**

**BLDG PERMITS  
APPLIED FOR**

**JAN - MAR**

**Comparing  
2009 to 2010**

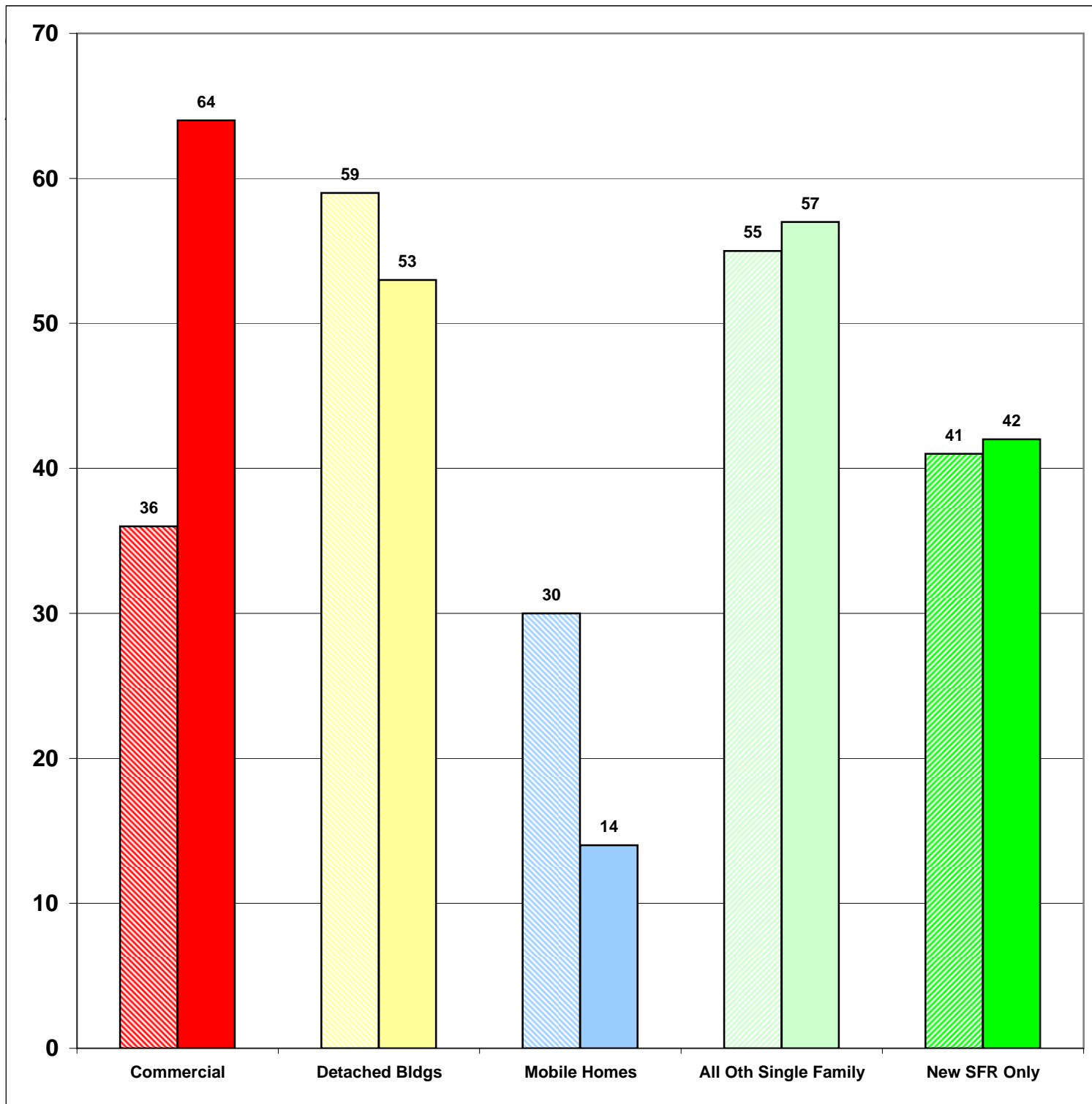
<b>2009</b>	<b>221</b>
<b>2010</b>	<b>230</b>

**4%**

**Total Increase**

**Stripe = 09    Solid = 10**

Year to Date Report  
March-10





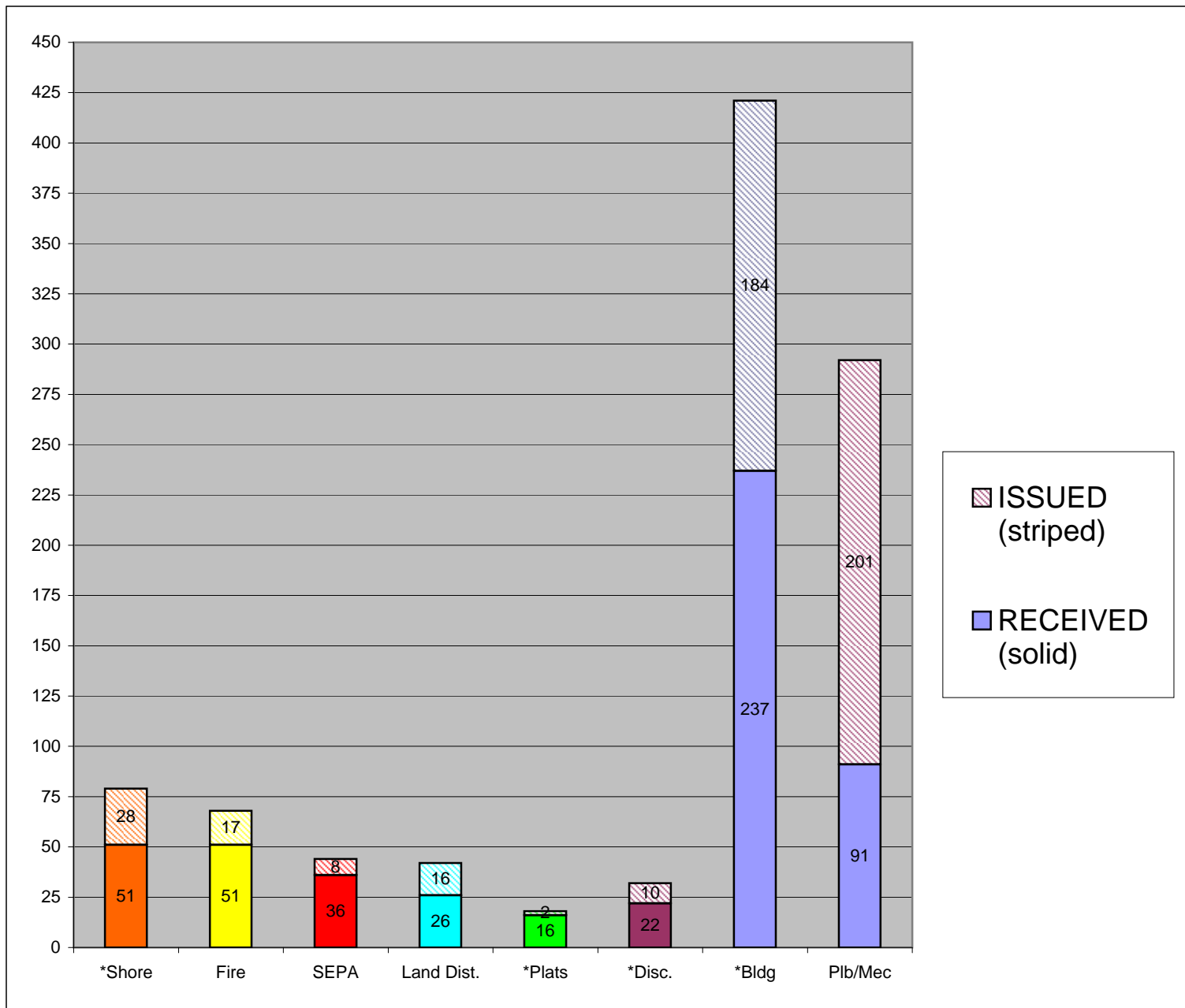
**YEAR TO DATE**

**CASES  
 RECEIVED  
 and  
 ISSUED**

**JAN - MAR**

**Stripe = Issued**  
**Solid = Received**

Year to Date Report  
 March-10



\*Shore = SHC, SHR, SHV, SHX

\*Plats = LSS, SSS, BSP, PUD, MDP

\*Disc = ADM, APL, CUP, NON, VAR

\*Bldg = COM, DET, MOB, SFR