

# Permit Activity, March 11

WHATCOM COUNTY PLANNING & DEVELOPMENT  
2011 March



CURRENT MONTH		
SINGLE FAMILY RESIDENCES	ISSUED	VALUATION
NEW - RESIDENTIAL	8	1,881,916
NEW - DUPLEX		
ADDITION/REMODEL	11	898,324
CONVERT TO LIVING		
DEMOLITION (SINGLE FAMILY)	4	18,873
MOVE TO SITE		
REPLACE/REPAIR	1	-
RE-ROOF / SIDE ONLY		
<b>TOTAL</b>	<b>24</b>	<b>\$2,799,113.27</b>

SFR

YEAR TO DATE	
ISSUED	VALUATION
21	5,076,305
26	1,580,052
2	-
7	39,873
2	88,080
2	20,000
<b>60</b>	<b>\$6,804,310.27</b>

MOBILE HOMES	ISSUED	VALUATION
NEW - MOBILE HOME	3	54,568
ADDITION TO MOB		
CONVERT TO STORAGE		
REPLACEMENT	5	133,305
TEMP MOBILE		
<b>TOTAL</b>	<b>8</b>	<b>\$187,873.00</b>

MOB

ISSUED	VALUATION
3	54,568
7	187,873
<b>10</b>	<b>\$242,441.00</b>

DETACHED BUILDINGS	ISSUED	VALUATION
NEW - AG BARN / STORAGE	4	453,555
NEW - GARAGE	4	138,990
NEW - OTHER TYPE BLDG		
NEW - OTHER TYPE STRUCTURES	1	2,528
NEW - STORAGE	1	8,960
ADDITION / REMODEL	2	27,060
CONVERT TO OTHER	1	14,251
DEMOLITION (DETACHED)		
MOVE TO SITE		
REPLACE / REPAIR		
RE-ROOF ONLY		
<b>TOTAL</b>	<b>13</b>	<b>\$645,344.00</b>

DET

ISSUED	VALUATION
10	746,541
10	435,470
2	73,450
3	36,528
5	232,080
3	32,040
3	24,251
2	40,640
<b>38</b>	<b>\$1,621,000.00</b>

COMMERCIAL	ISSUED	VALUATION
NEW - 3 - 4 UNIT APARTMENTS		
NEW - 5 + UNIT APARTMENTS		
NEW - AIRPORT FACILITIES		
NEW - AMUSEMENT, SOCIAL, REC		
NEW - CHURCHES & OTH RELIGIOUS		
NEW - FIRE STATIONS / MEDIC ONE		
NEW - HOSPITALS / INSTITUTIONAL		
NEW - HOTEL / MOTEL / TOUR. CAB		
NEW - INDUSTRIAL		
NEW - MIXED USE	1	2,305,812
NEW - OFFICE, BANKS, PROF	1	78,260
NEW - OTHER PORTABLES		
NEW - OTHER TYPE BLDGS	1	335,000
NEW - OTHER TYPE STRUCTURES	2	81,250
NEW - PORTABLE CLASSROOM		
NEW - PUBLIC WORKS & UTILITY		
NEW - SCHOOLS & OTHER ED		
NEW - STORAGE BLDGS		
NEW - STORES & CUSTOMER SERV		
NEW - WAREHOUSE		
ADDITION / REMODEL	1	400,000
CHANGE OF USE / TEN IMPROV / OCC	1	-
CONVERT	1	294,385
DEMOLITION (COMMERCIAL)		
MOVE TO SITE		
REPLACE / REPAIR		
RE-ROOF ONLY		
<b>TOTAL</b>	<b>8</b>	<b>\$3,494,706.88</b>

COM

ISSUED	VALUATION
1	569,360
4	750,400
1	2,305,812
1	78,260
1	335,000
7	279,450
1	20,812
7	911,167
5	161,000
1	294,385
1	75,310
<b>30</b>	<b>\$5,780,956.21</b>

MONTHLY TOTAL	
ISSUED	VALUATION
53	\$7,127,037.15

YEARLY TOTAL	
ISSUED	VALUATION
138	\$14,448,707.48



**YEAR TO DATE**

**BLDG PERMITS  
 VALUATION**

in thousands

**March**

**Comparing  
 2010 to 2011**

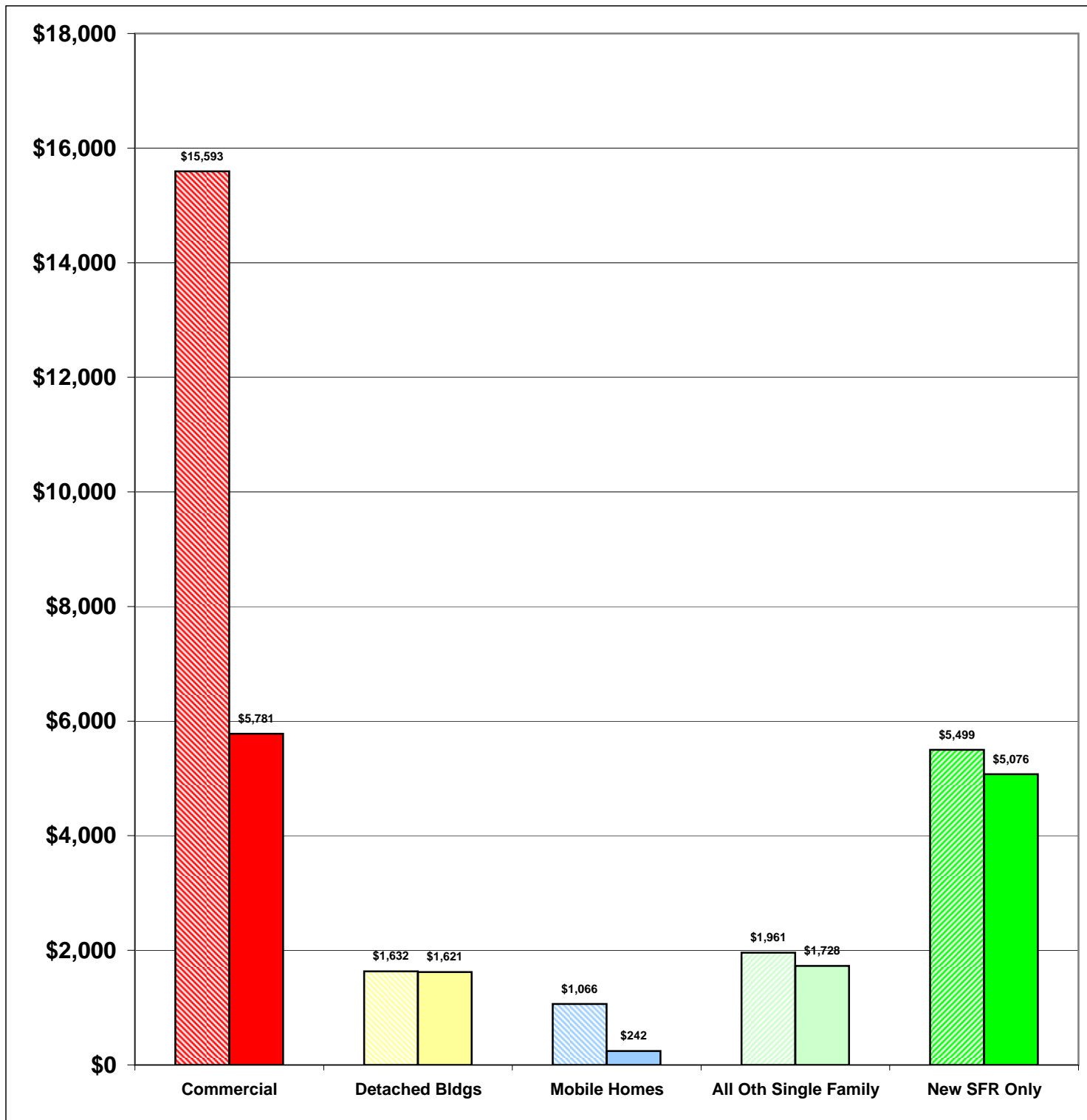
**2010     \$25,751  
 2011     \$14,448**

**-44%**

**Total Increase**

**Stripe = 2010     Solid = 2011**

Year to Date Valuation Report  
 March-11





## BLDG PERMITS ISSUED

March

Comparing  
2010 to 2011

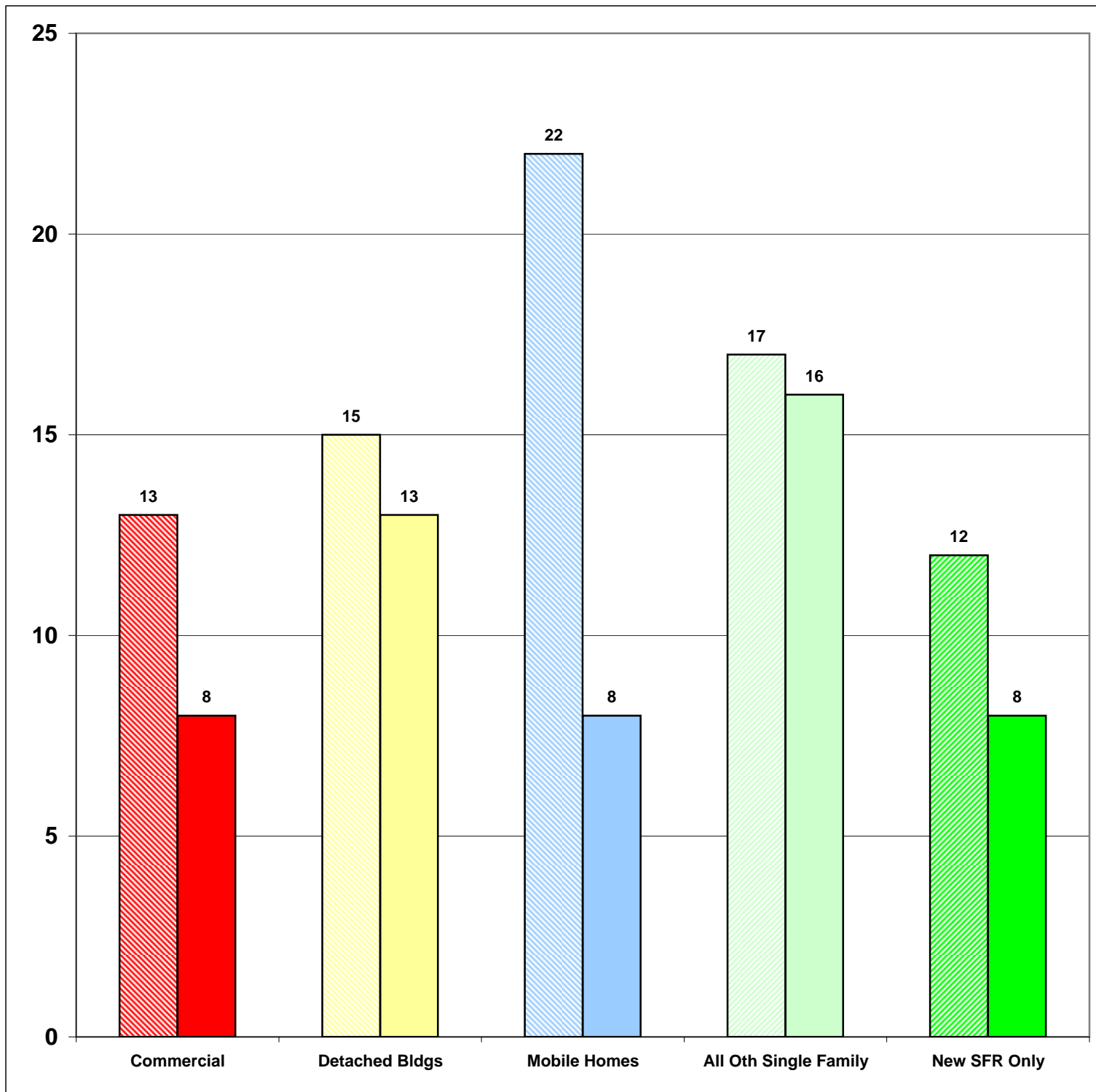
Mar-10     79  
Mar-11     53

-33%

Total Increase

Stripe = 2010     Solid = 2011

Monthly Report  
March-11



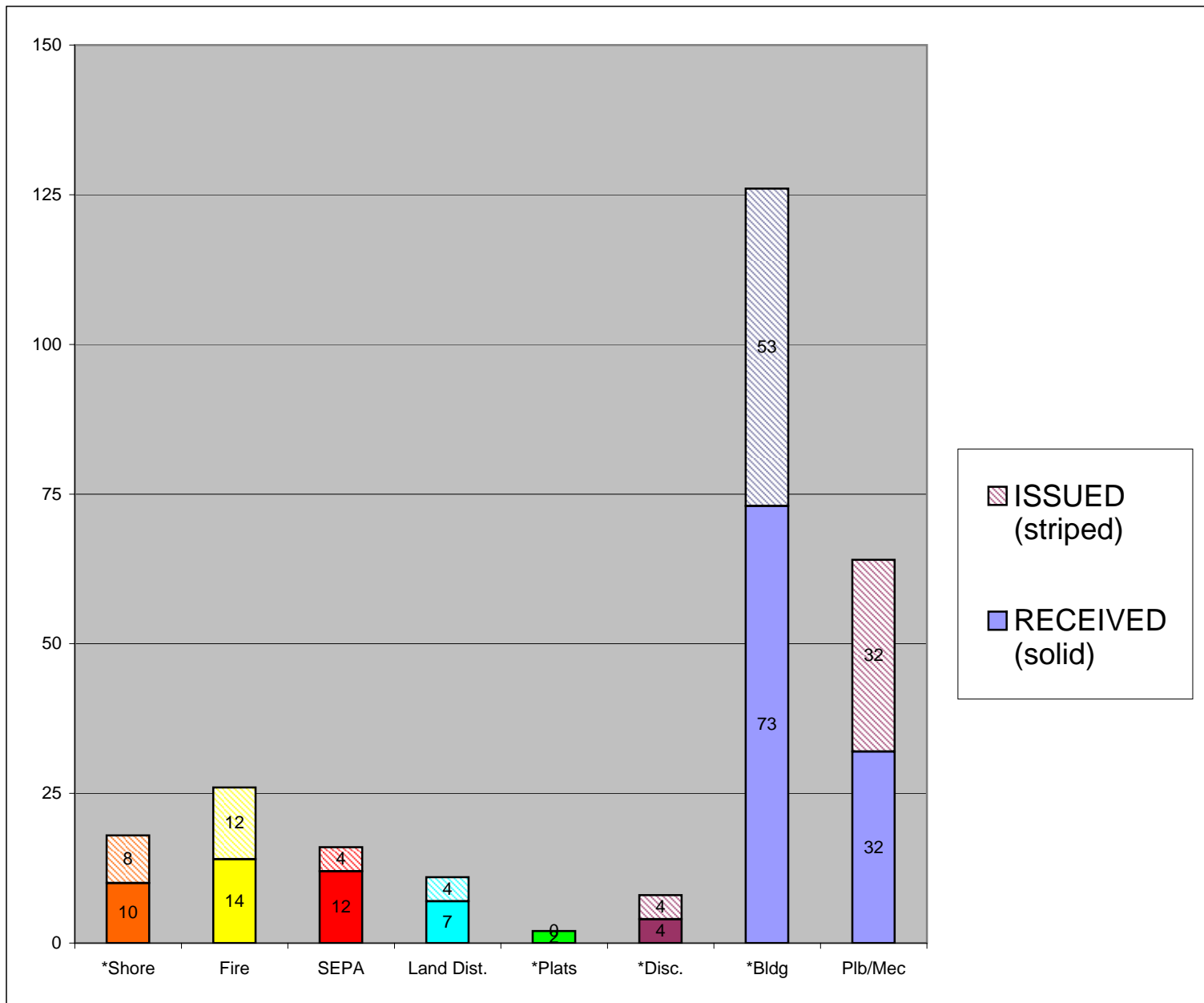


**CASES  
 RECEIVED  
 and  
 ISSUED**

**March**

**Stripe = Issued**  
**Solid = Received**

Monthly Permit Report  
 March-11



\*Shore = SHC, SHR, SHV, SHX  
 \*Plats = LSS, SSS, BSP, PUD, MDP  
 \*Disc = ADM, APL, CUP, NON, VAR  
 \*Bldg = COM, DET, MOB, SFR



**YEAR TO DATE**

**BLDG PERMITS  
ISSUED**

**JAN - MAR**

**Comparing  
2010 to 2011**

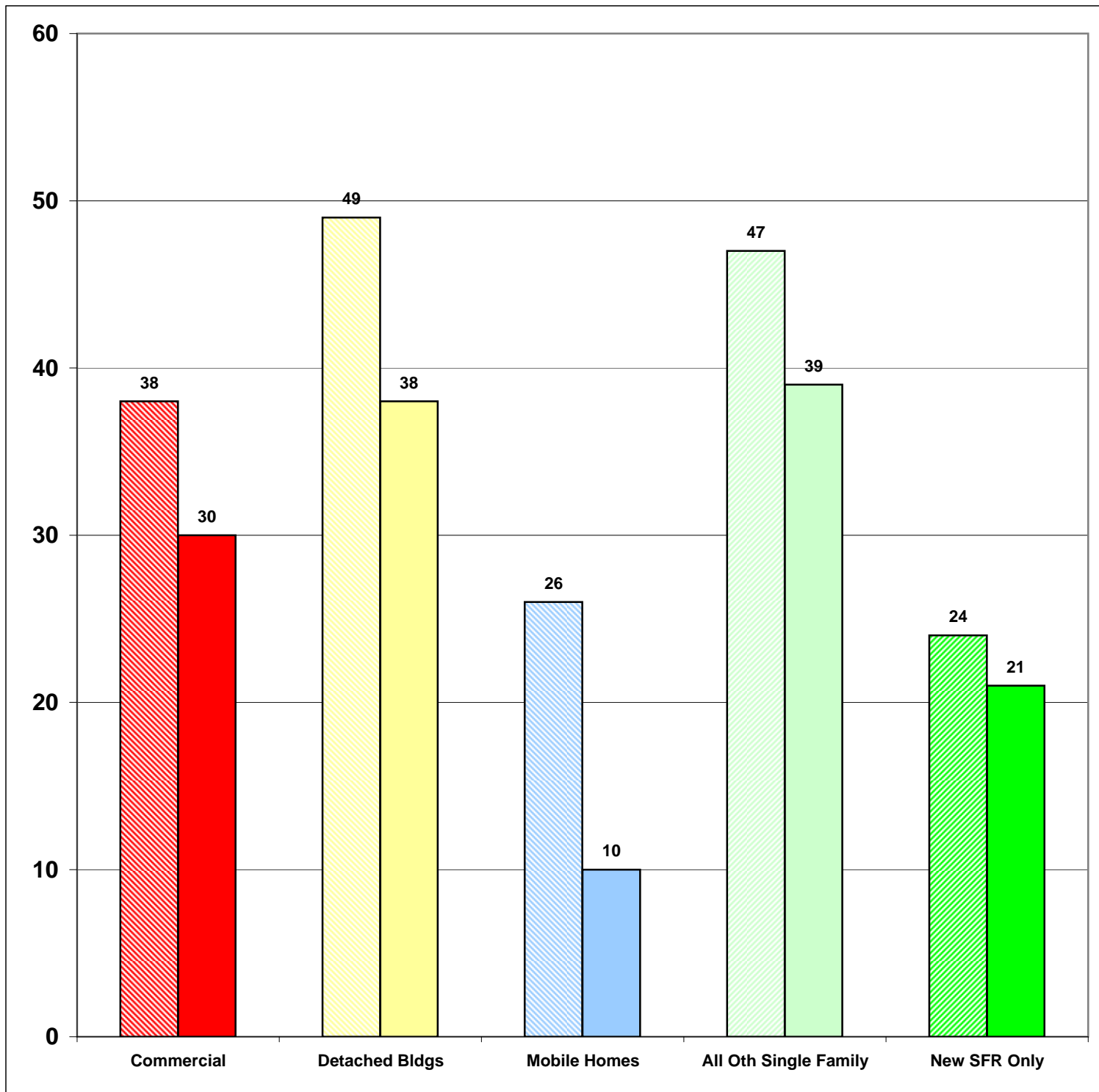
**2010     184  
2011     138**

**-25%**

**Total Increase**

**Stripe = 09    Solid = 10**

**Year to Date Report  
March-11**





**YEAR TO DATE**

**BLDG PERMITS  
APPLIED FOR**

**JAN - MAR**

**Comparing  
2010 to 2011**

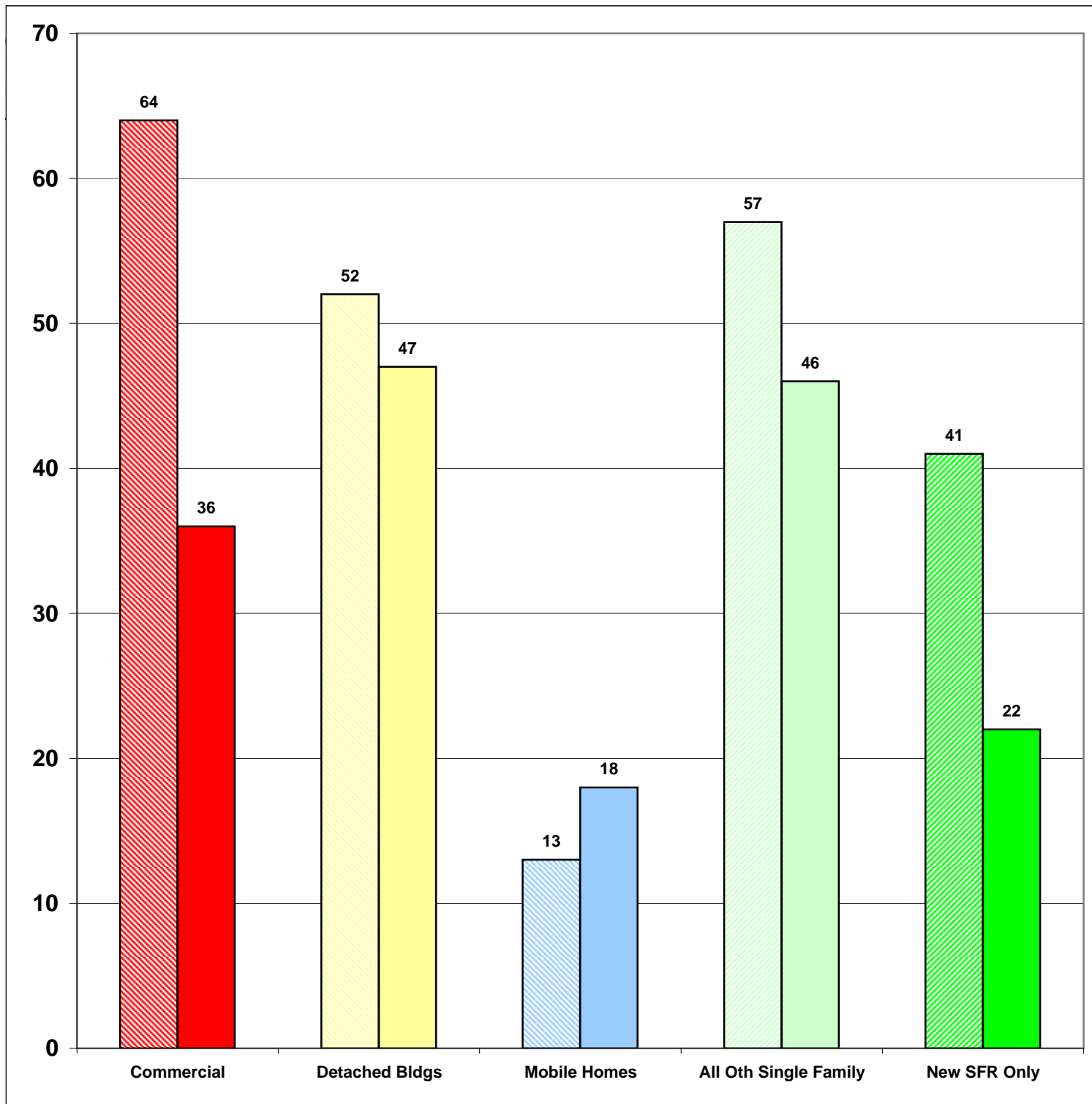
<b>2010</b>	<b>227</b>
<b>2011</b>	<b>169</b>

**-26%**

**Total Increase**

**Stripe = 2010    Solid = 2011**

Year to Date Report  
March-11





**YEAR TO DATE**

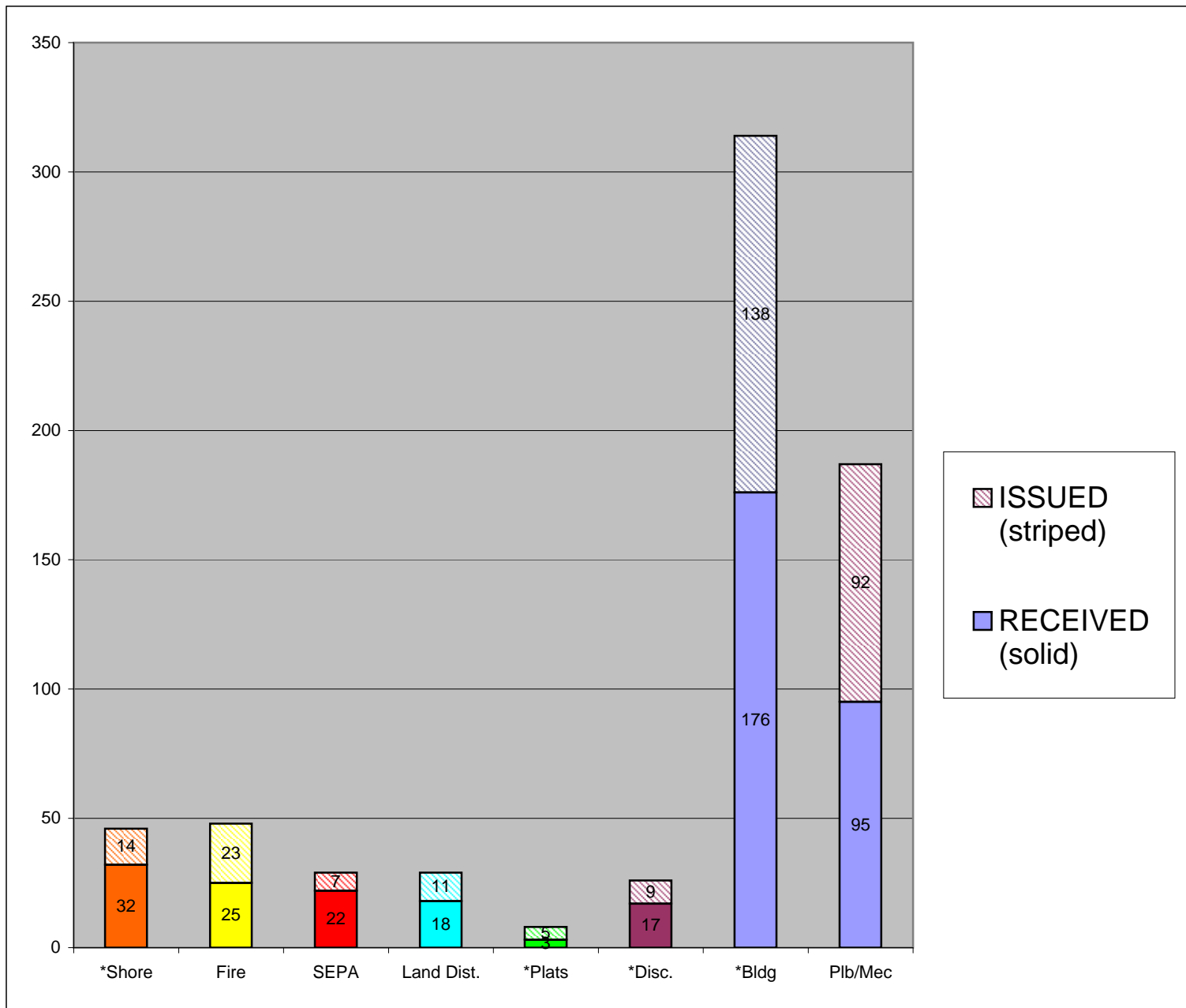
**CASES**

**RECEIVED  
and  
ISSUED**

**JAN - MAR**

**Stripe = Issued**  
**Solid = Received**

Year to Date Report  
March-11



\*Shore = SHC, SHR, SHV, SHX

\*Plats = LSS, SSS, BSP, PUD, MDP

\*Disc = ADM, APL, CUP, NON, VAR

\*Bldg = COM, DET, MOB, SFR