

# Permit Activity, March 14

## WHATCOM COUNTY PLANNING & DEVELOPMENT 2014 March



CURRENT MONTH		
SINGLE FAMILY RESIDENCES	ISSUED	VALUATION
NEW - RESIDENTIAL	26	6,669,875
NEW - DUPLEX		
ADDITION/REMODEL	9	457,638
CONVERT TO LIVING		
DEMOLITION (SINGLE FAMILY)	2	14,000
MOVE TO SITE		
REPLACE/REPAIR	3	56,800
RE-ROOF / SIDE ONLY		
<b>TOTAL</b>	<b>40</b>	<b>\$7,198,313.00</b>

MOBILE HOMES	ISSUED	VALUATION
NEW - MOBILE HOME	2	63,961
ADDITION TO MOB		
CONVERT TO STORAGE		
REPLACEMENT		
TEMP MOBILE		
<b>TOTAL</b>	<b>2</b>	<b>\$63,961.00</b>

DETACHED BUILDINGS	ISSUED	VALUATION
NEW - AG BARN / STORAGE	5	258,696
NEW - GARAGE	2	24,750
NEW - OTHER TYPE BLDGS		
NEW - OTHER TYPE STRUCTURES	1	5,980
NEW - STORAGE	9	313,212
ADDITION / REMODEL		
CONVERT TO OTHER		
DEMOLITION (DETACHED)		
MOVE TO SITE		
REPLACE / REPAIR	1	21,600
RE-ROOF ONLY		
<b>TOTAL</b>	<b>18</b>	<b>\$624,238.00</b>

COMMERCIAL	ISSUED	VALUATION
NEW - 3 - 4 UNIT APARTMENTS		
NEW - 5 + UNIT APARTMENTS		
NEW - AIRPORT FACILITIES		
NEW - AMUSEMENT, SOCIAL, REC		
NEW - CHURCHES & OTH RELIGIOUS		
NEW - FIRE STATIONS / MEDIC ONE		
NEW - HOSPITALS / INSTITUTIONAL		
NEW - HOTEL / MOTEL / TOUR. CAB		
NEW - INDUSTRIAL	1	756,000
NEW - MIXED USE		
NEW - OFFICE, BANKS, PROF		
NEW - OTHER PORTABLES		
NEW - OTHER TYPE BLDGS		
NEW - OTHER TYPE STRUCTURES	2	4,148,000
NEW - PORTABLE CLASSROOM		
NEW - PUBLIC WORKS & UTILITY		
NEW - SCHOOLS & OTHER ED		
NEW - STORAGE BLDGS	1	512,940
NEW - STORES & CUSTOMER SERV		
NEW - WAREHOUSE		
ADDITION / REMODEL	3	127,857
CHANGE OF USE / TEN IMPROV / OCC	3	134,362
CONVERT		
DEMOLITION (COMMERCIAL)	2	6,600
MOVE TO SITE		
REPLACE / REPAIR	1	327,373
RE-ROOF ONLY		
<b>TOTAL</b>	<b>13</b>	<b>\$6,013,131.62</b>

MONTHLY TOTAL	
ISSUED	VALUATION
73	\$13,899,643.62

YEAR TO DATE	
ISSUED	VALUATION
46	11,510,402
1	424,960
22	1,371,849
5	26,700
6	679,381
<b>80</b>	<b>\$14,013,292.00</b>

MOB	ISSUED	VALUATION
	4	123,504
	2	71,920
	<b>6</b>	<b>\$195,424.00</b>

DET	ISSUED	VALUATION
	7	384,096
	5	182,140
	1	8,700
	2	29,959
	14	401,868
	2	82,486
	3	16,000
	4	99,464
	<b>38</b>	<b>\$1,204,713.00</b>

COM	ISSUED	VALUATION
	3	12,297,600
	2	70,500
	15	6,216,994
	1	512,940
	1	714,128
	8	658,260
	13	459,362
	2	6,600
	3	359,645
	1	10,465
	<b>49</b>	<b>\$21,306,494.01</b>

YEARLY TOTAL	
ISSUED	VALUATION
173	\$36,719,923.01



**YEAR TO DATE**

**BLDG PERMITS  
VALUATION**

in thousands

**March**

**Comparing  
2013 to 2014**

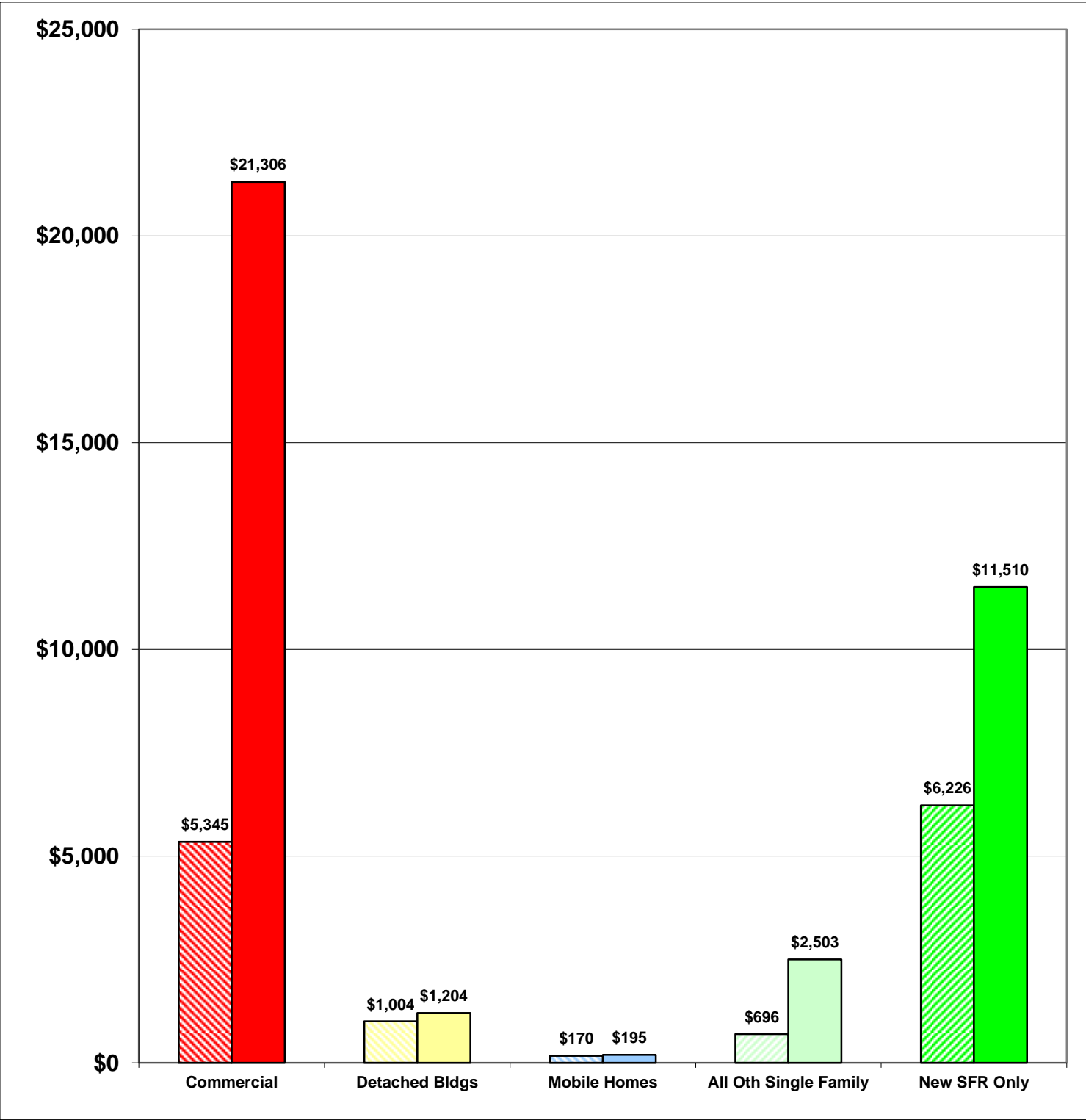
**2013    \$13,441  
2014    \$36,718**

**173%**

**Total Increase**

Stripe = 2013    Solid = 2014

Year to Date Valuation Report  
March-14





## BLDG PERMITS ISSUED

March

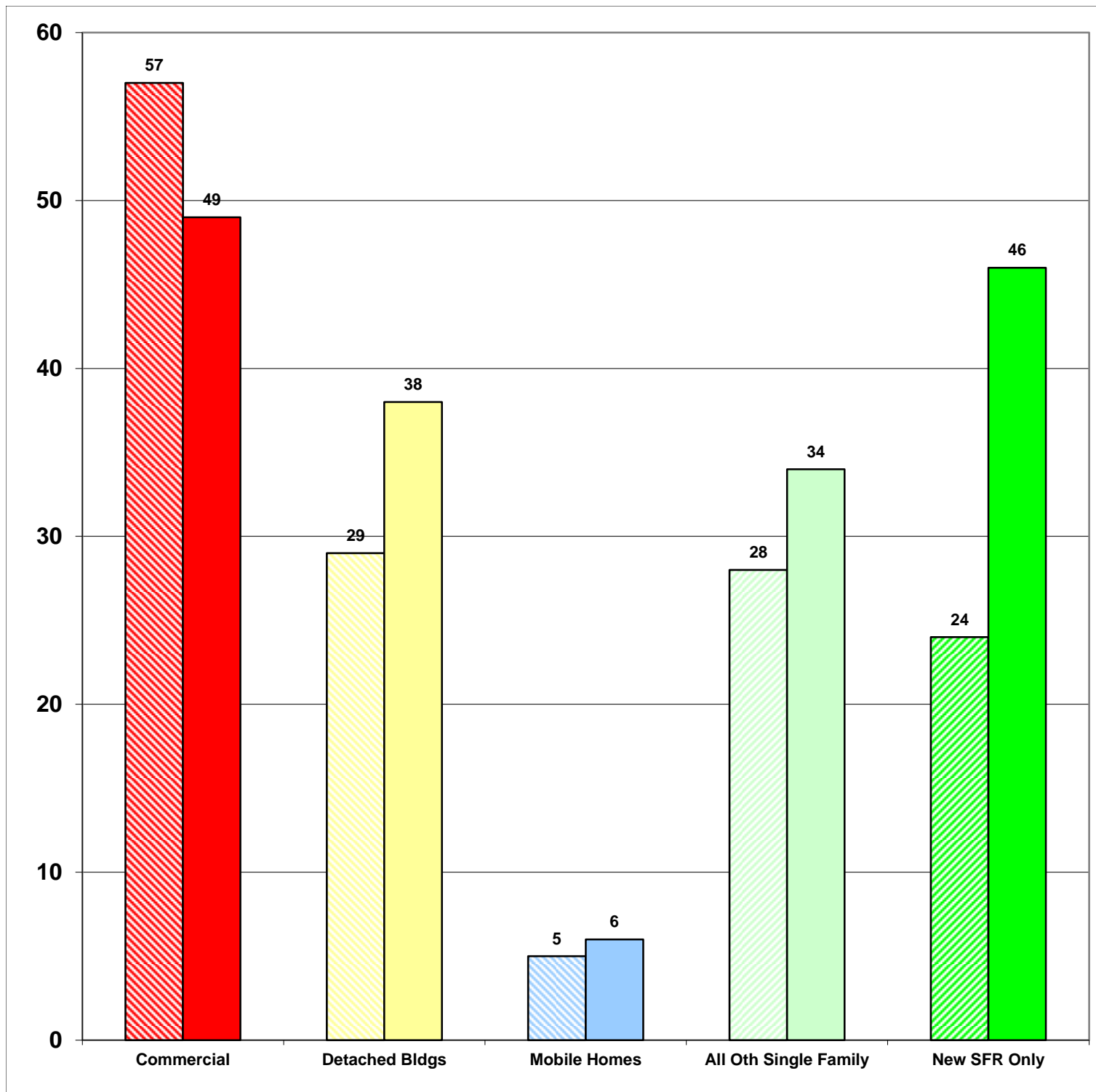
Comparing  
2013 to 2014

Mar-13    143  
Mar-14    173

21%  
Total Increase

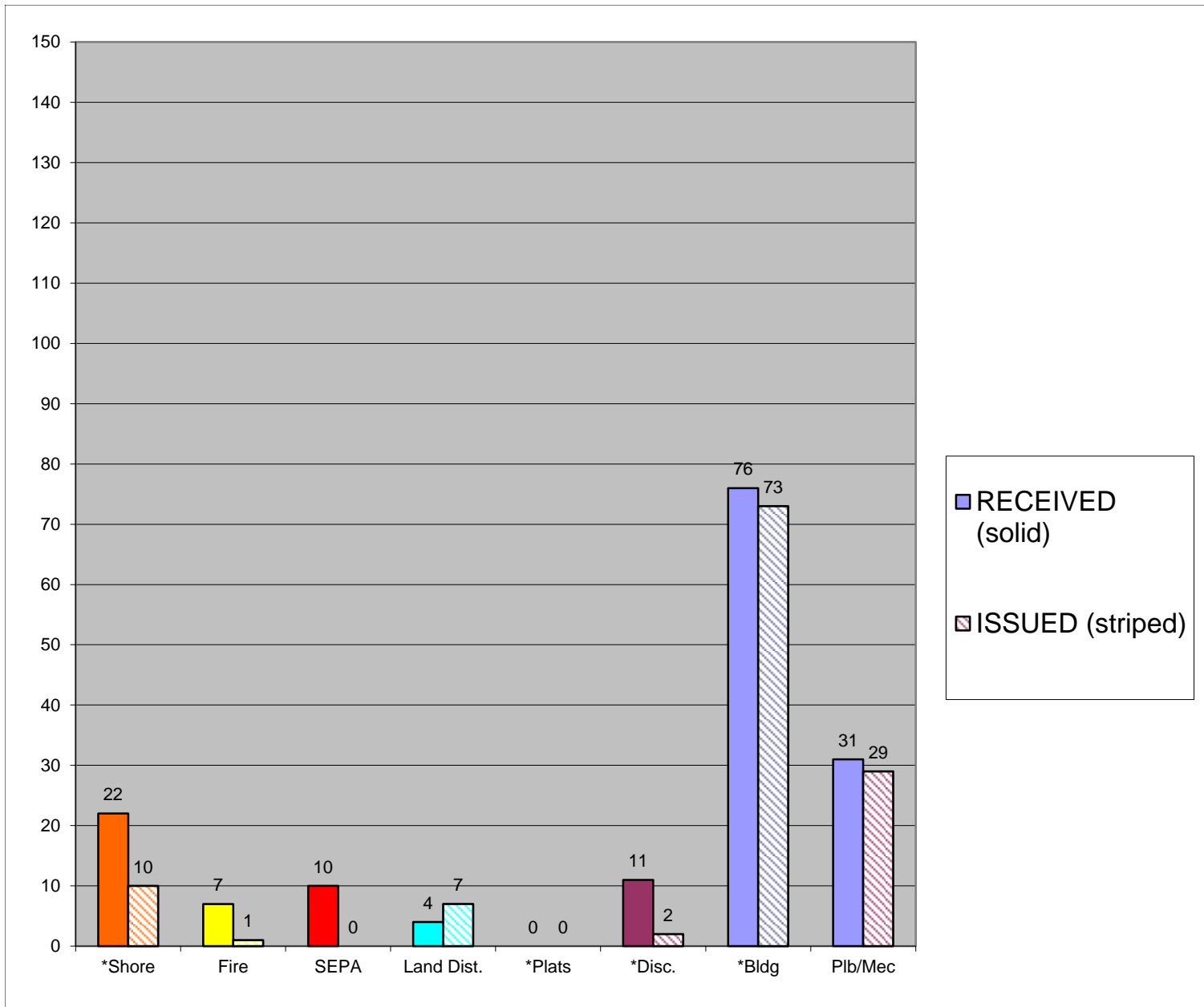
Stripe = 2013    Solid = 2014

Monthly Report  
March-14





**CASES  
 RECEIVED  
 and  
 ISSUED  
 2013 to 2014  
 March**



Stripe = Issued  
 Solid = Received

Monthly Permit Report  
 March-14

\*Shore = SHC, SHR, SHV, SHX  
 \*Plats = LSS, SSS, BSP, PUD, MDP  
 \*Disc = ADM, APL, CUP, NON, VAR  
 \*Bldg = COM, DET, MOB, SFR



**YEAR TO DATE**

**BLDG PERMITS  
ISSUED**

**JAN - DEC**

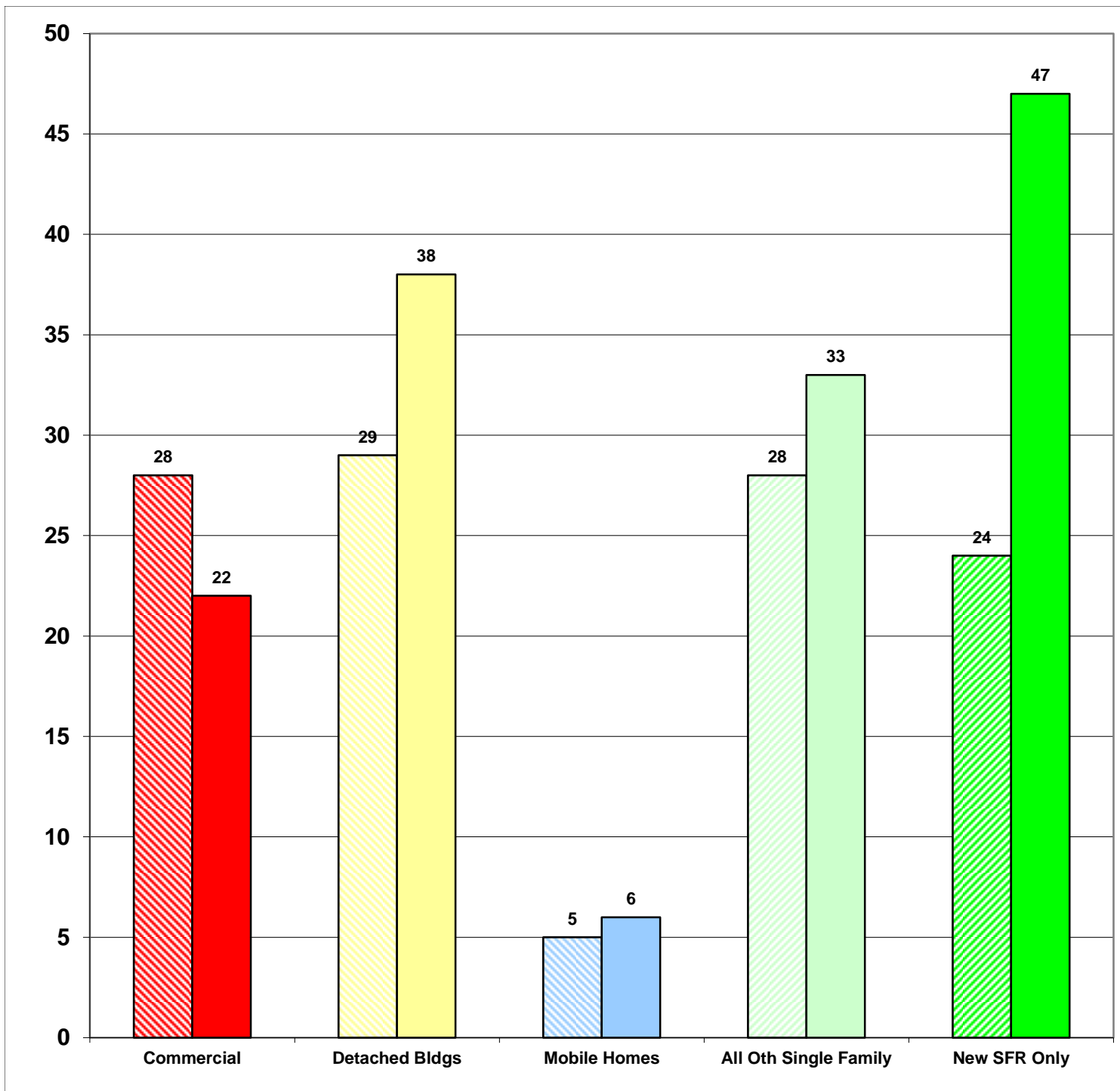
**Comparing  
2013 to 2014**

**2013     114  
2014     146**

**28%  
Total Increase**

**Stripe = 2013    Solid = 2014**

**Year to Date Report  
March-14**





**YEAR TO DATE**

**BLDG PERMITS  
APPLIED FOR**

**JAN - DEC**

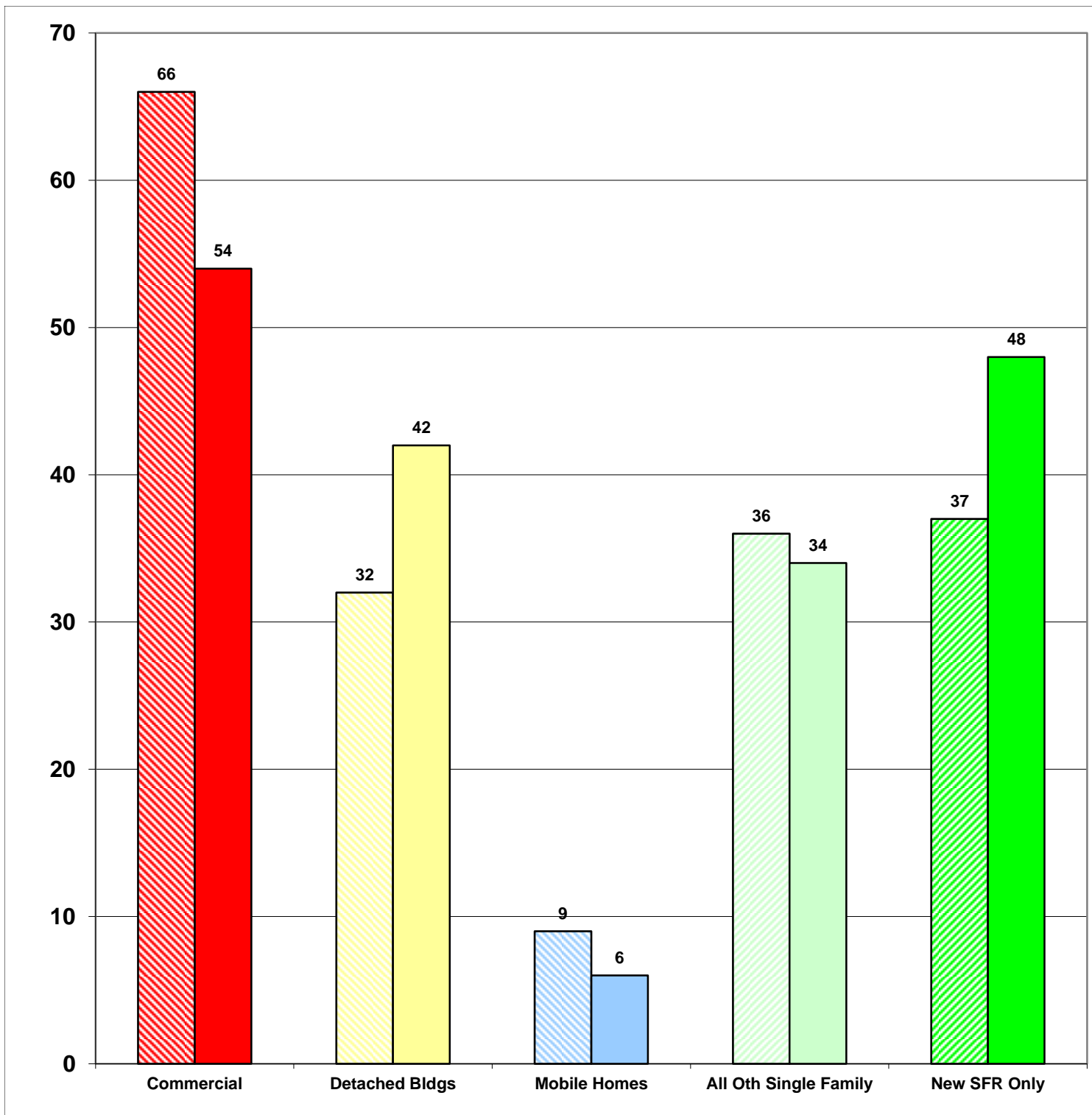
**Comparing  
2013 to 2014**

**2013      180  
2014      184**

**2%  
Total Increase**

**Stripe = 2013    Solid = 2014**

**Year to Date Report  
March-14**

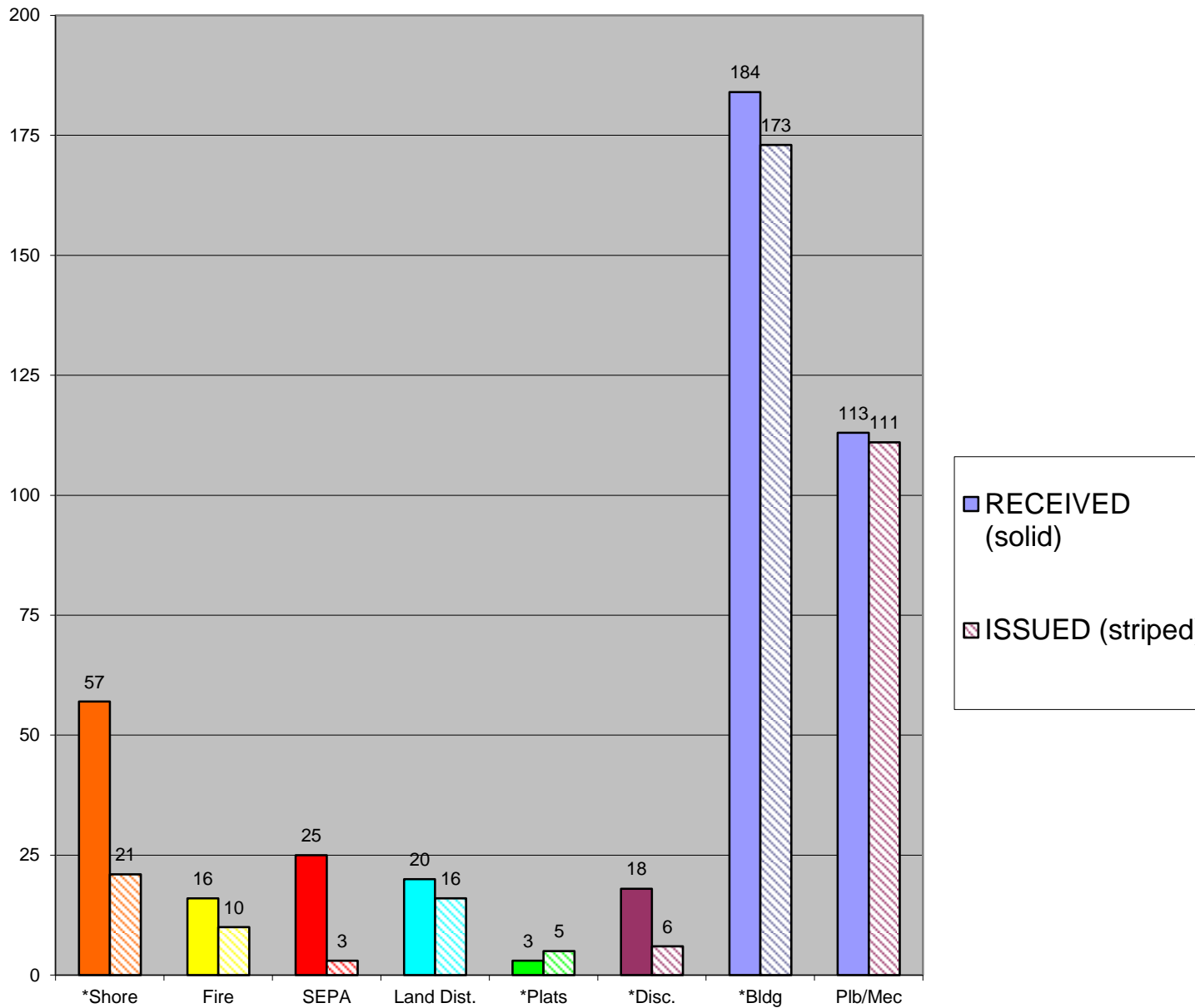




**YEAR TO DATE**

**CASES  
 RECEIVED  
 and  
 ISSUED**

**JAN - DEC**



**Stripe = Issued**  
**Solid = Received**

Year to Date Report  
 March-14

- \*Shore = SHC, SHR, SHV, SHX
- \*Plats = LSS, SSS, BSP, PUD, MDP
- \*Disc = ADM, APL, CUP, NON, VAR
- \*Bldg = COM, DET, MOB, SFR