

# Permit Activity, May 08

## WHATCOM COUNTY PLANNING & DEVELOPMENT 2008 MAY



CURRENT MONTH		
SINGLE FAMILY RESIDENCES	ISSUED	VALUATION
NEW - RESIDENTIAL	48	11,728,120
NEW - DUPLEX		
ADDITION/REMODEL	27	1,499,409
CONVERT TO LIVING		
DEMOLITION (SINGLE FAMILY)	5	56,500
MOVE TO SITE		
REPLACE/REPAIR	6	147,432
RE-ROOF / SIDE ONLY		
<b>TOTAL</b>	<b>86</b>	<b>\$13,431,461.00</b>

MOBILE HOMES	ISSUED	VALUATION
NEW - MOBILE HOME	3	73,745
ADDITION TO MOB		
CONVERT TO STORAGE		
REPLACEMENT	5	173,881
TEMP MOBILE		
<b>TOTAL</b>	<b>8</b>	<b>\$247,626.00</b>

DETACHED BUILDINGS	ISSUED	VALUATION
NEW - AG BARN / STORAGE	7	708,640
NEW - GARAGE	19	545,264
NEW - OTHER TYPE BLDG	1	5,595
NEW - OTHER TYPE STRUCTURES	5	66,070
NEW - STORAGE	4	72,720
ADDITION / REMODEL	1	16,200
CONVERT TO OTHER	1	4,000
DEMOLITION (DETACHED)		
MOVE TO SITE		
REPLACE / REPAIR		
RE-ROOF ONLY		
<b>TOTAL</b>	<b>38</b>	<b>\$1,418,489.00</b>

COMMERCIAL	ISSUED	VALUATION
NEW - 3 - 4 UNIT APARTMENTS		
NEW - 5 + UNIT APARTMENTS		
NEW - AIRPORT FACILITIES		
NEW - AMUSEMENT, SOCIAL, REC		
NEW - CHURCHES & OTH RELIGIOUS		
NEW - FIRE STATIONS / MEDIC ONE		
NEW - HOSPITALS / INSTITUTIONAL		
NEW - HOTEL / MOTEL / TOUR. CAB		
NEW - INDUSTRIAL	1	312,000
NEW - MIXED USE		
NEW - OFFICE, BANKS, PROF		
NEW - OTHER PORTABLES		
NEW - OTHER TYPE BLDGS		
NEW - OTHER TYPE STRUCTURES	4	6,671,500
NEW - PORTABLE CLASSROOM		
NEW - PUBLIC WORKS & UTILITY	1	150,000
NEW - SCHOOLS & OTHER ED		
NEW - STORAGE BLDGS		
NEW - STORES & CUSTOMER SERV		
NEW - WAREHOUSE		
ADDITION / REMODEL	2	67,620
CHANGE OF USE / TEN IMPROV / OCC	2	35,000
CONVERT		
DEMOLITION (COMMERCIAL)		
MOVE TO SITE		
REPLACE / REPAIR		
RE-ROOF ONLY		
<b>TOTAL</b>	<b>10</b>	<b>\$7,236,120.00</b>

MONTHLY TOTAL	
ISSUED	VALUATION
142	\$22,333,696.00

YEAR TO DATE	
ISSUED	VALUATION
128	30,380,401
86	4,665,772
1	-
17	140,915
1	3,000
21	496,814
5	59,428
<b>259</b>	<b>\$35,746,330.00</b>

MOB	ISSUED	VALUATION
	20	832,582
	17	592,573
	<b>37</b>	<b>\$1,425,155.00</b>

DET	ISSUED	VALUATION
	30	2,518,410
	60	1,505,037
	4	33,652
	11	174,094
	12	244,860
	8	199,456
	2	8,800
	5	25,250
	8	101,332
	<b>140</b>	<b>\$4,810,891.00</b>

COM	ISSUED	VALUATION
	1	832,216
	1	15,000
	2	372,000
	1	120,000
	1	53,902
	2	1,050,000
	23	8,177,619
	1	150,000
	1	48,231
	1	11,189
	1	1,676,989
	6	4,527,225
	6	163,000
	1	15,000
	2	100,000
	2	120,500
	3	192,000
	<b>55</b>	<b>\$17,624,871.00</b>

YEARLY TOTAL	
ISSUED	VALUATION
491	\$59,607,247.00



**YEAR TO DATE**

**BLDG PERMITS  
VALUATION**

in thousands

**MAY**

**Comparing  
2007 to 2008**

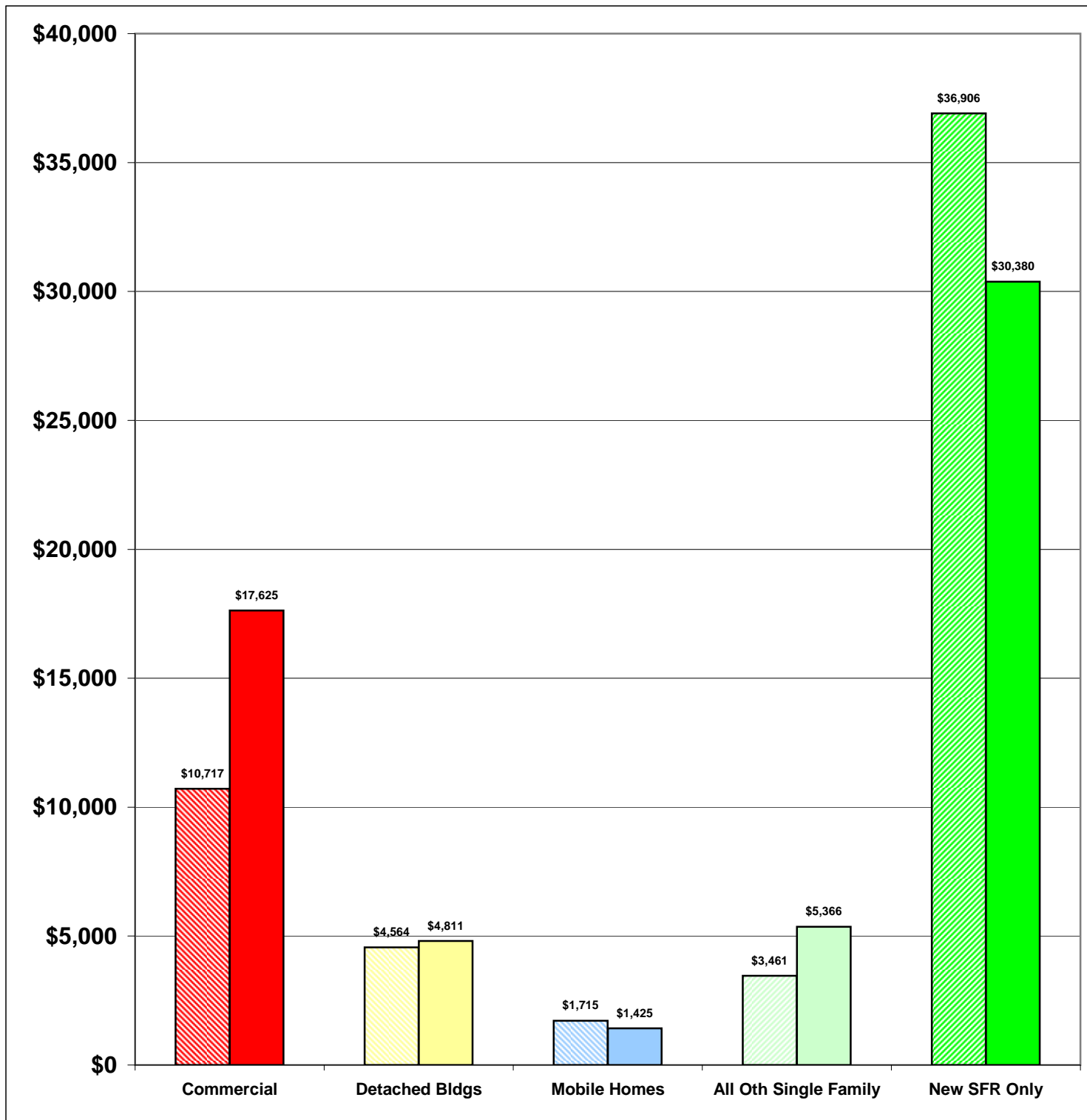
**2007     \$57,363  
2008     \$59,607**

**4%**

**Total Increase**

**Stripe = 07    Solid = 08**

Year to Date Valuation Report  
May-08





## BLDG PERMITS ISSUED

**MAY**

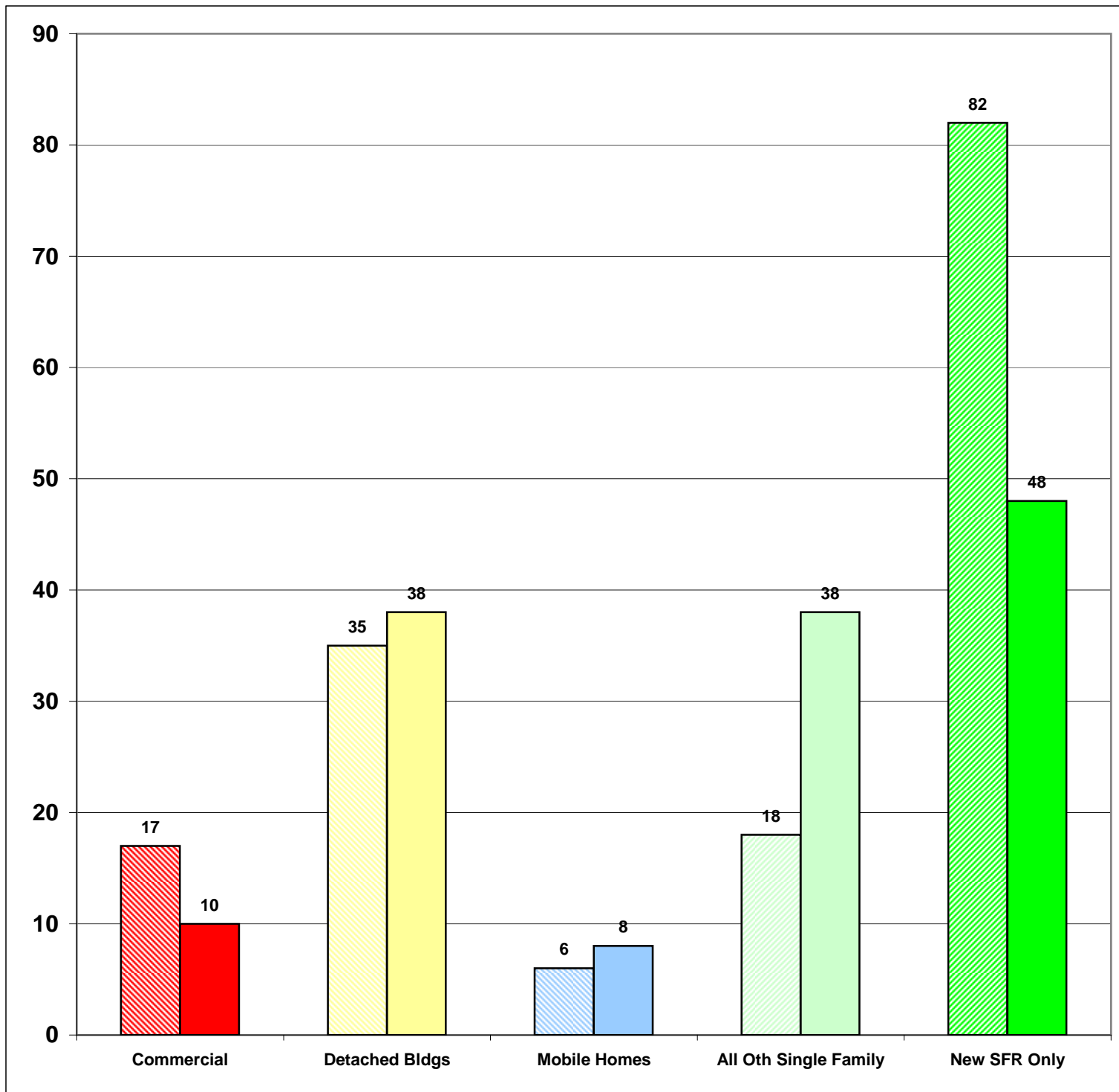
Comparing  
2007 to 2008

**May-07 158**  
**May-08 142**

**-10%**  
**Total Increase**

Stripe = 07    Solid = 08

Monthly Report  
May-08



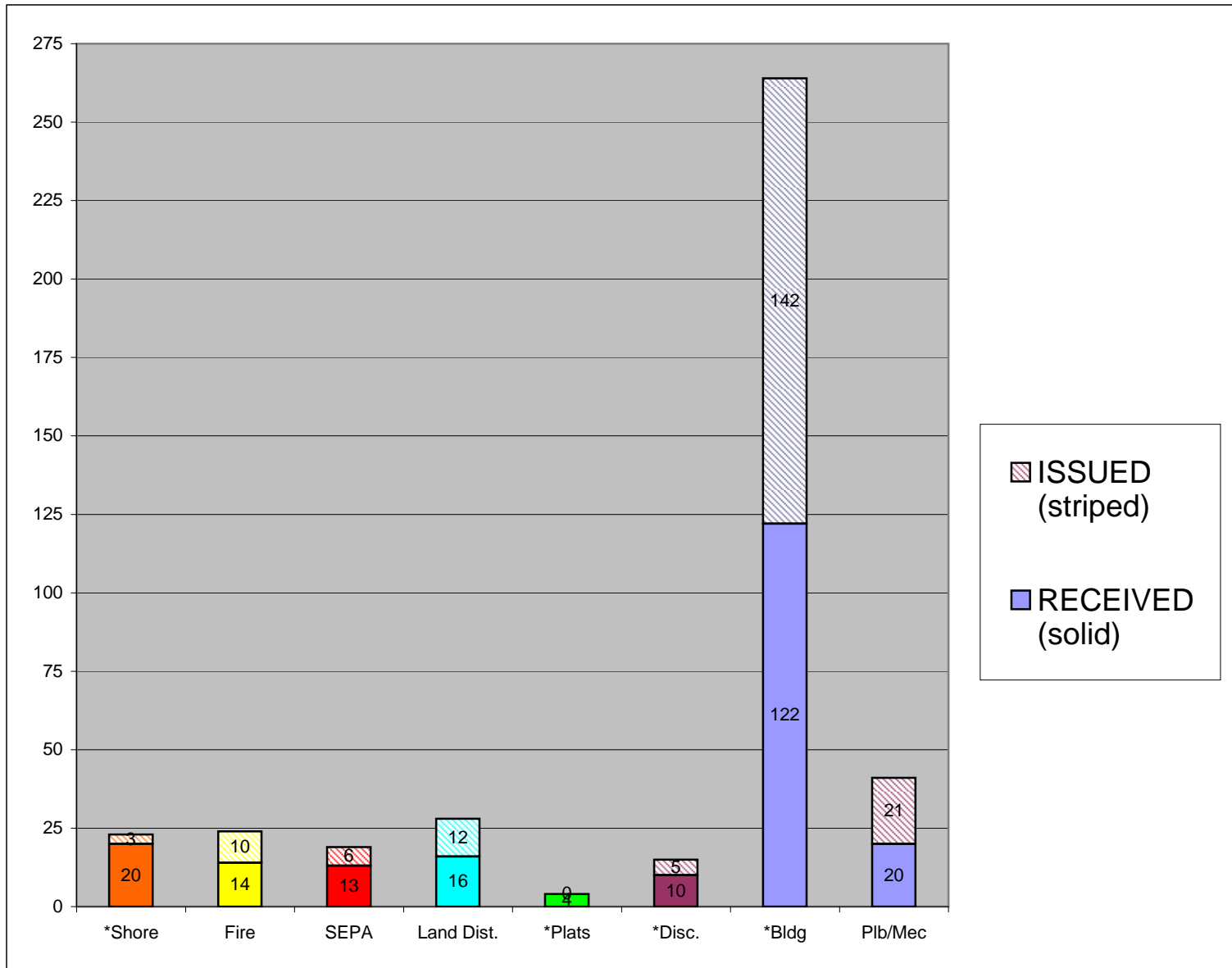


**CASES  
RECEIVED  
and  
ISSUED**

**MAY**

**Stripe = Issued**  
**Solid = Received**

Monthly Permit Report  
May-08



\*Shore = SHC, SHR, SHV, SHX

\*Plats = LSS, SSS, BSP, PUD, MDP

\*Disc = ADM, APL, CUP, NON, VAR

\*Bldg = COM, DET, MOB, SFR



**YEAR TO DATE**

**BLDG PERMITS  
ISSUED**

**JAN - MAY**

**Comparing  
2007 to 2008**

**2007      580**

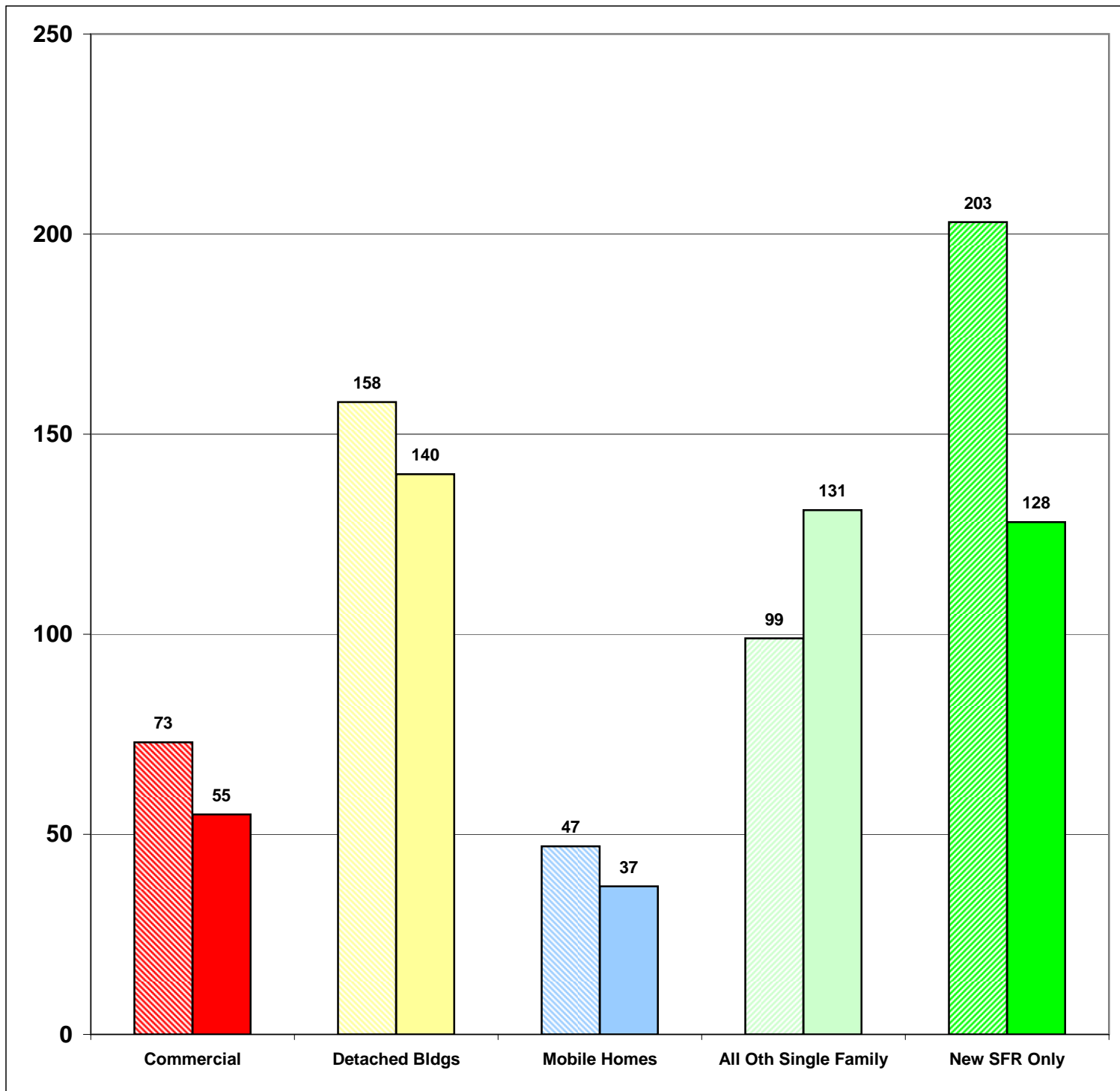
**2008      491**

**-15%**

**Total Increase**

**Stripe = 07    Solid = 08**

Year to Date Report  
May-08





**YEAR TO DATE**

**BLDG PERMITS  
 APPLIED FOR**

**JAN - MAY**

**Comparing  
 2007 to 2008**

**2007      635**

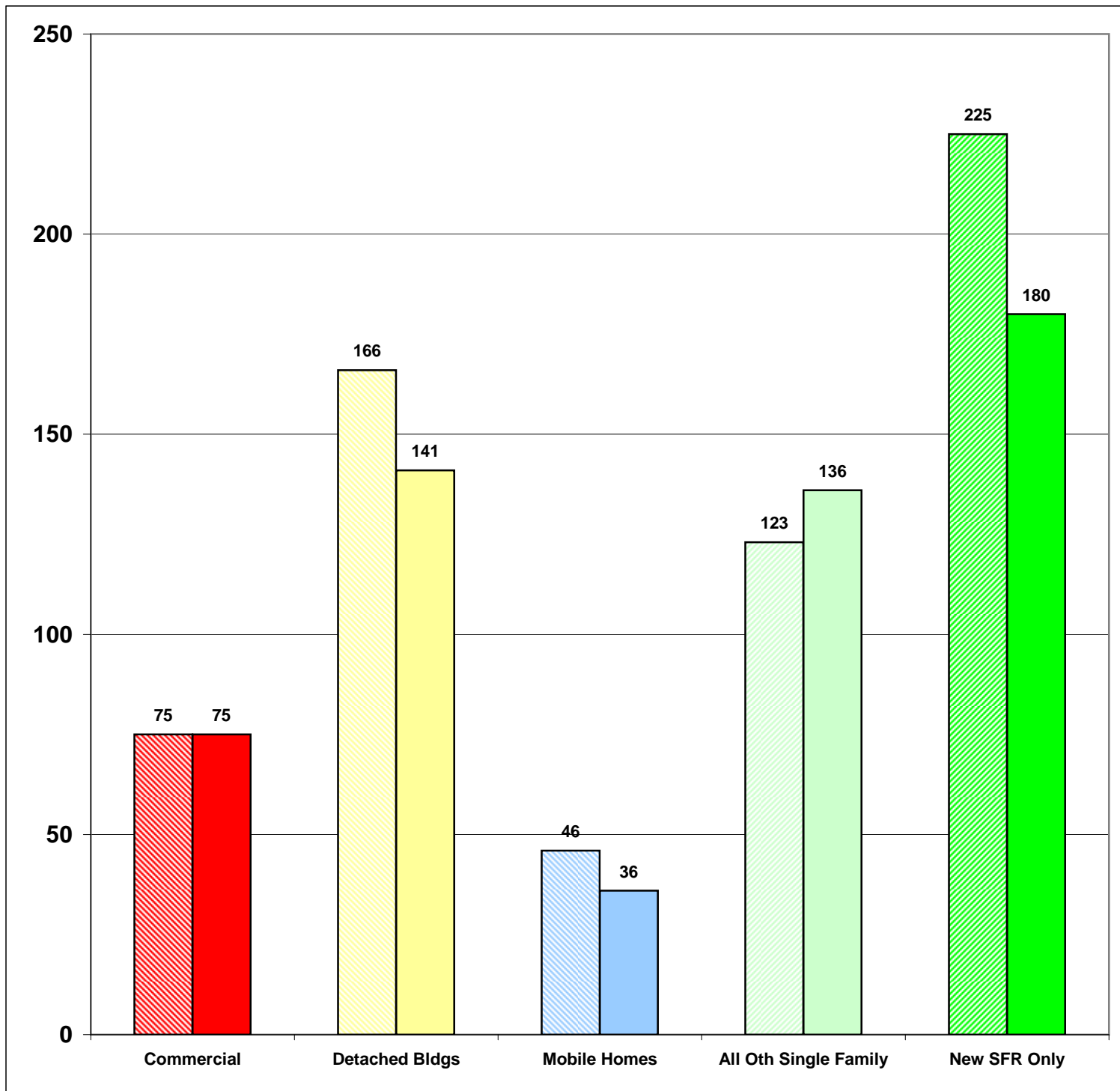
**2008      568**

**-11%**

**Total Increase**

**Stripe = 07    Solid = 08**

Year to Date Report  
 May-08





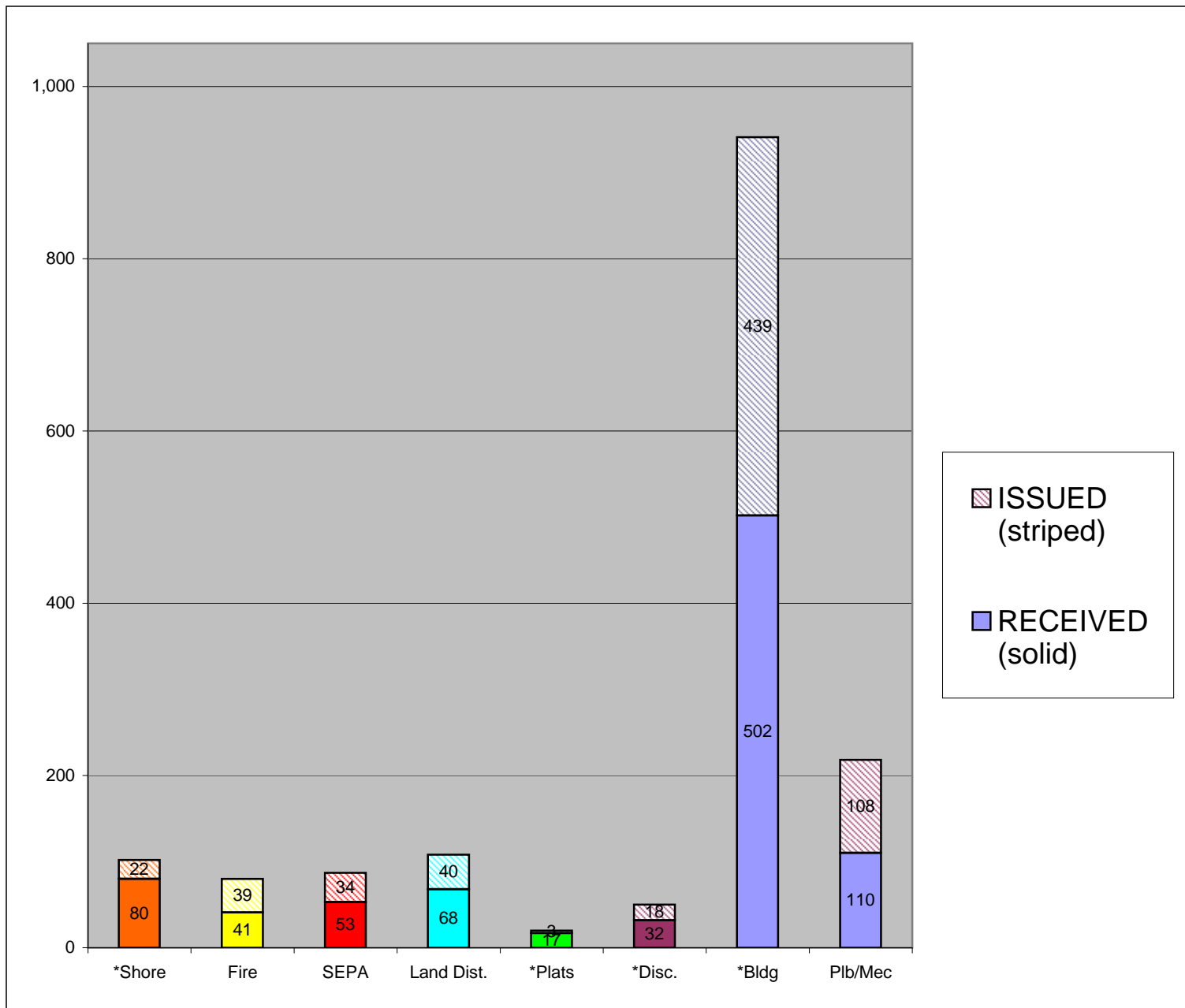
**YEAR TO DATE**

**CASES  
RECEIVED  
and  
ISSUED**

**JAN - MAY**

**Stripe = Issued**  
**Solid = Received**

Year to Date Report  
May-08



\*Shore = SHC, SHR, SHV, SHX

\*Plats = LSS, SSS, BSP, PUD, MDP

\*Disc = ADM, APL, CUP, NON, VAR

\*Bldg = COM, DET, MOB, SFR