

# Permit Activity, May 09

WHATCOM COUNTY PLANNING & DEVELOPMENT  
2009 May



CURRENT MONTH		
SINGLE FAMILY RESIDENCES	ISSUED	VALUATION
NEW - RESIDENTIAL	35	7,019,606
NEW - DUPLEX		
ADDITION/REMODEL	26	1,352,029
CONVERT TO LIVING		
DEMOLITION (SINGLE FAMILY)	1	8,000
MOVE TO SITE		
REPLACE/REPAIR	3	356,340
RE-ROOF / SIDE ONLY	1	6,662
<b>TOTAL</b>	<b>66</b>	<b>\$8,742,636.90</b>

MOBILE HOMES	ISSUED	VALUATION
NEW - MOBILE HOME	3	112,473
ADDITION TO MOB		
CONVERT TO STORAGE		
REPLACEMENT		
TEMP MOBILE		
<b>TOTAL</b>	<b>3</b>	<b>\$112,473.00</b>

DETACHED BUILDINGS	ISSUED	VALUATION
NEW - AG BARN / STORAGE	4	101,280
NEW - GARAGE	6	226,920
NEW - OTHER TYPE BLDG	2	44,880
NEW - OTHER TYPE STRUCTURES		
NEW - STORAGE	1	36,000
ADDITION / REMODEL	2	57,280
CONVERT TO OTHER		
DEMOLITION (DETACHED)		
MOVE TO SITE		
REPLACE / REPAIR	3	57,609
RE-ROOF ONLY		
<b>TOTAL</b>	<b>18</b>	<b>\$523,969.00</b>

COMMERCIAL	ISSUED	VALUATION
NEW - 3 - 4 UNIT APARTMENTS		
NEW - 5 + UNIT APARTMENTS		
NEW - AIRPORT FACILITIES		
NEW - AMUSEMENT, SOCIAL, REC		
NEW - CHURCHES & OTH RELIGIOUS		
NEW - FIRE STATIONS / MEDIC ONE		
NEW - HOSPITALS / INSTITUTIONAL		
NEW - HOTEL / MOTEL / TOUR. CAB		
NEW - INDUSTRIAL		
NEW - MIXED USE		
NEW - OFFICE, BANKS, PROF		
NEW - OTHER PORTABLES		
NEW - OTHER TYPE BLDGS		
NEW - OTHER TYPE STRUCTURES	3	372,293
NEW - PORTABLE CLASSROOM		
NEW - PUBLIC WORKS & UTILITY		
NEW - SCHOOLS & OTHER ED		
NEW - STORAGE BLDGS	1	32,887
NEW - STORES & CUSTOMER SERV		
NEW - WAREHOUSE		
ADDITION / REMODEL	5	150,062
CHANGE OF USE / TEN IMPROV / OCC		
CONVERT		
DEMOLITION (COMMERCIAL)		
MOVE TO SITE		
REPLACE / REPAIR		
RE-ROOF ONLY		
<b>TOTAL</b>	<b>9</b>	<b>\$555,241.55</b>

MONTHLY TOTAL	
ISSUED	VALUATION
96	\$9,934,320.45

YEAR TO DATE	
ISSUED	VALUATION
88	17,258,619
69	3,705,139
4	376,017
5	41,000
14	491,790
2	36,662
<b>182</b>	<b>\$21,909,226.90</b>

MOB	ISSUED	VALUATION
10	471,741	
7	240,593	
<b>17</b>	<b>\$712,334.00</b>	

DET	ISSUED	VALUATION
24	1,039,876	
28	788,979	
8	123,430	
9	188,174	
6	191,460	
6	95,418	
4	356,900	
6	108,471	
<b>91</b>	<b>\$2,892,708.00</b>	

COM	ISSUED	VALUATION
1	155,043	
1	24,420	
7	3,191,399	
3	1,193,342	
1	131,664	
15	922,940	
1	20,000	
1	238,000	
9	2,297,996	
3	1,665,639	
10	422,134	
6	2,635,781	
2	7,500	
1	3,550	
6	146,188	
1	30,000	
<b>68</b>	<b>\$13,085,596.44</b>	

YEARLY TOTAL	
ISSUED	VALUATION
358	\$38,599,865.34



**YEAR TO DATE**

**BLDG PERMITS  
 VALUATION**

in thousands

**May**

**Comparing  
 2008 to 2009**

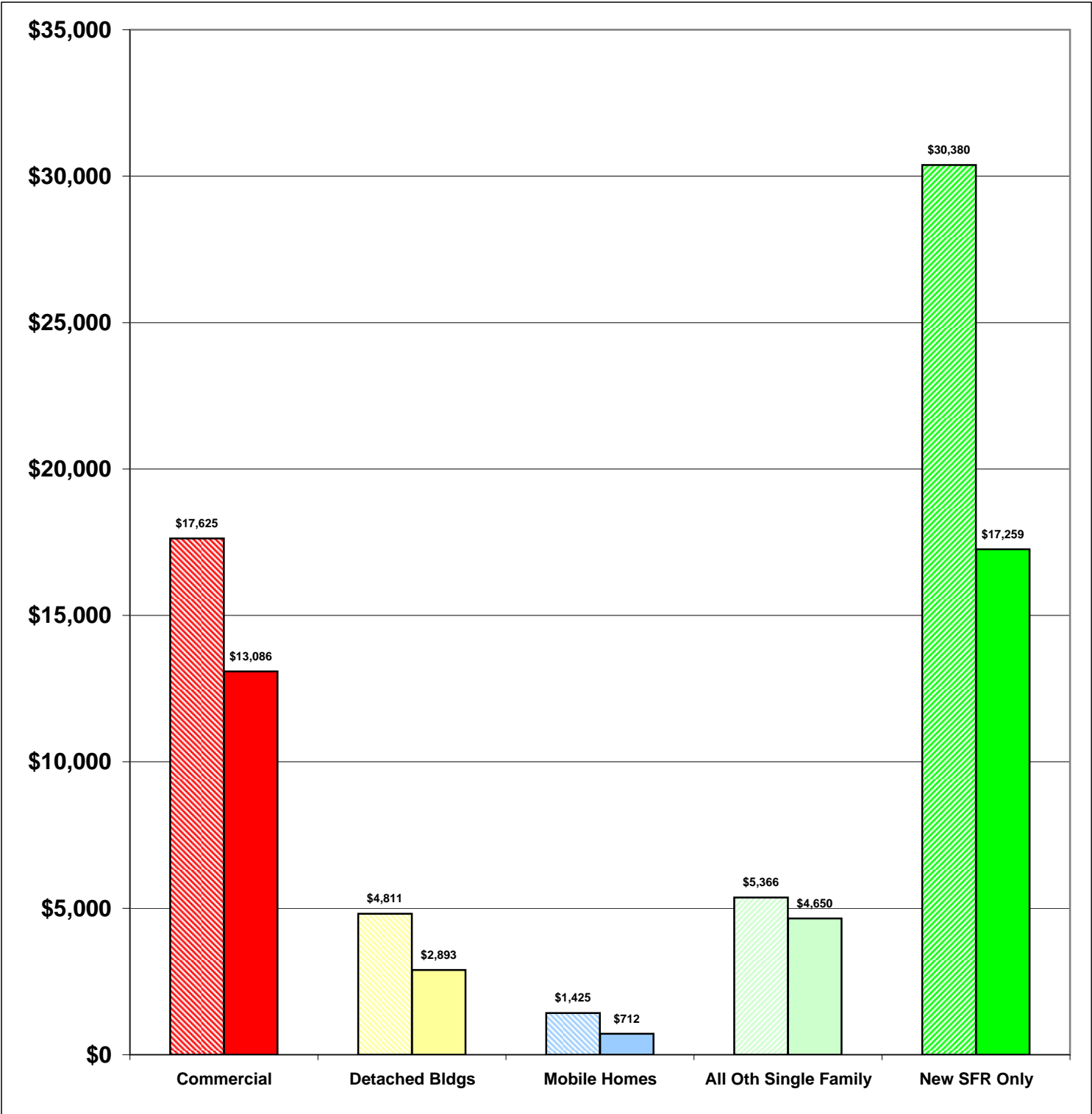
**2008     \$59,607  
 2009     \$38,600**

**-35%**

**Total Increase**

**Stripe = 08    Solid = 09**

Year to Date Valuation Report  
 May-09





## BLDG PERMITS ISSUED

May

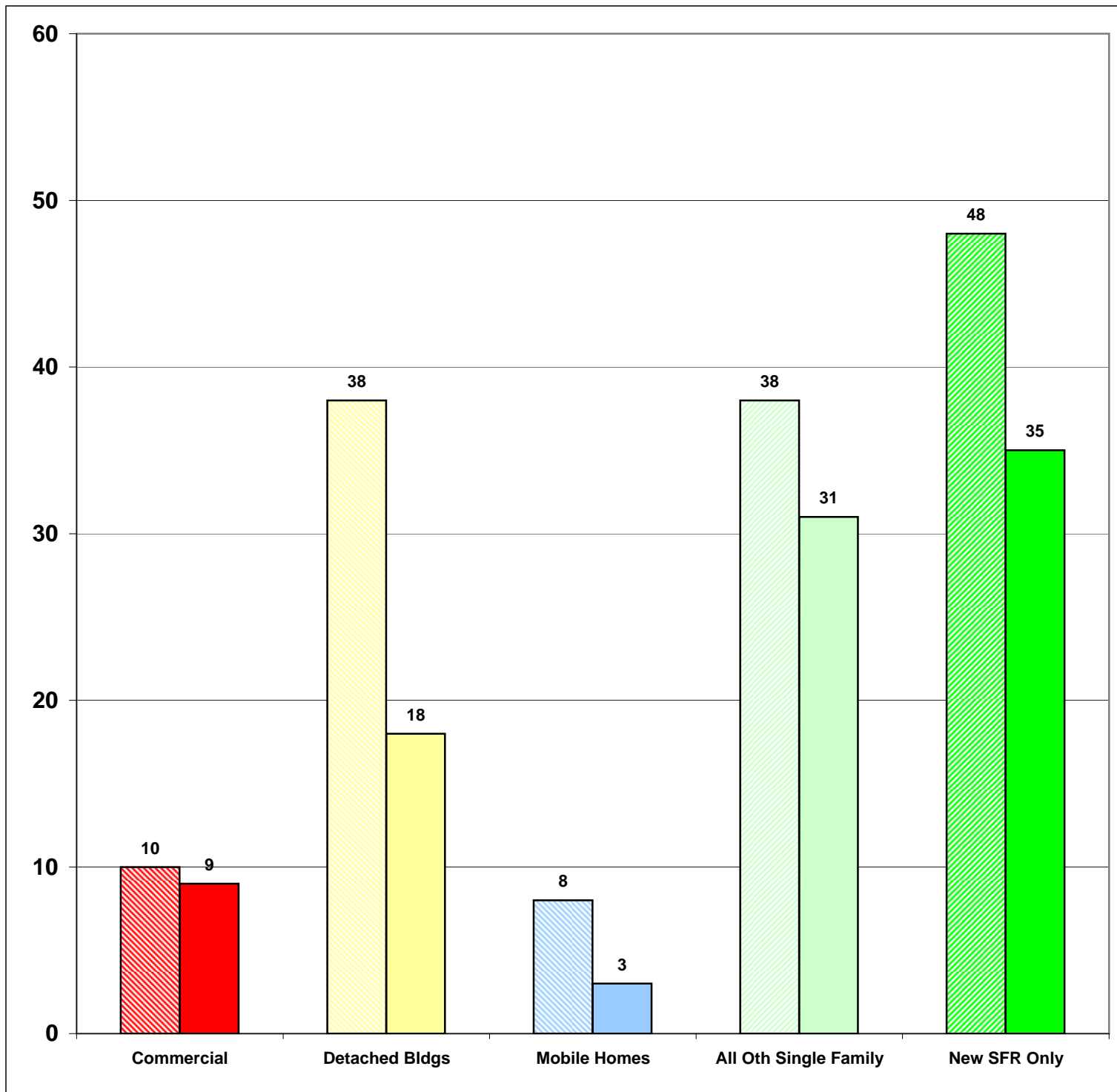
Comparing  
2008 to 2009

May-08 142  
May-09 96

-32%

Total Increase

Stripe = 07 Solid = 08



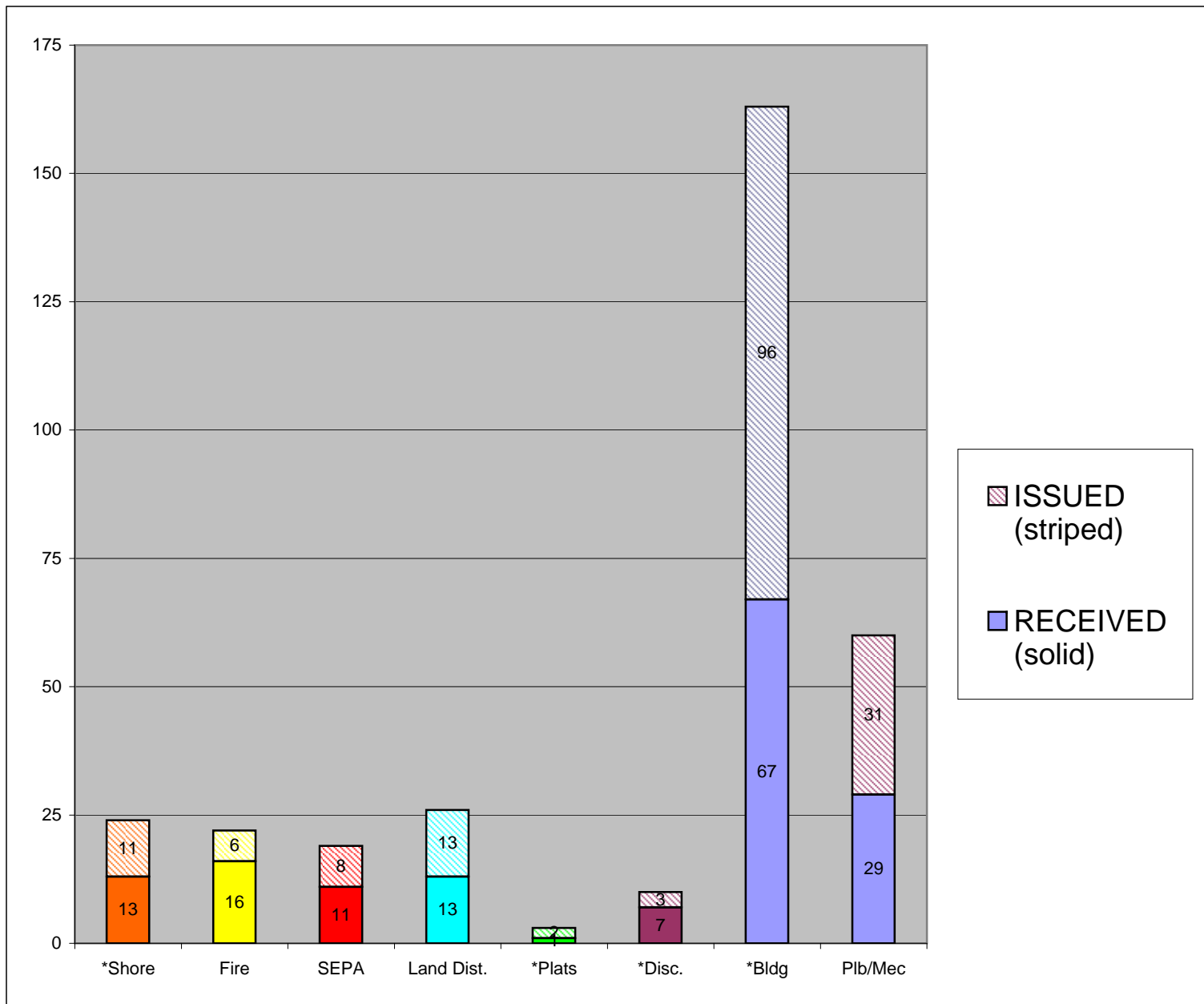


**CASES  
 RECEIVED  
 and  
 ISSUED**

**May**

**Stripe = Issued**  
**Solid = Received**

Monthly Permit Report  
 May-09



\*Shore = SHC, SHR, SHV, SHX  
 \*Plats = LSS, SSS, BSP, PUD, MDP  
 \*Disc = ADM, APL, CUP, NON, VAR  
 \*Bldg = COM, DET, MOB, SFR



**YEAR TO DATE**

**BLDG PERMITS  
 ISSUED**

**JAN - MAY**

**Comparing  
 2008 to 2009**

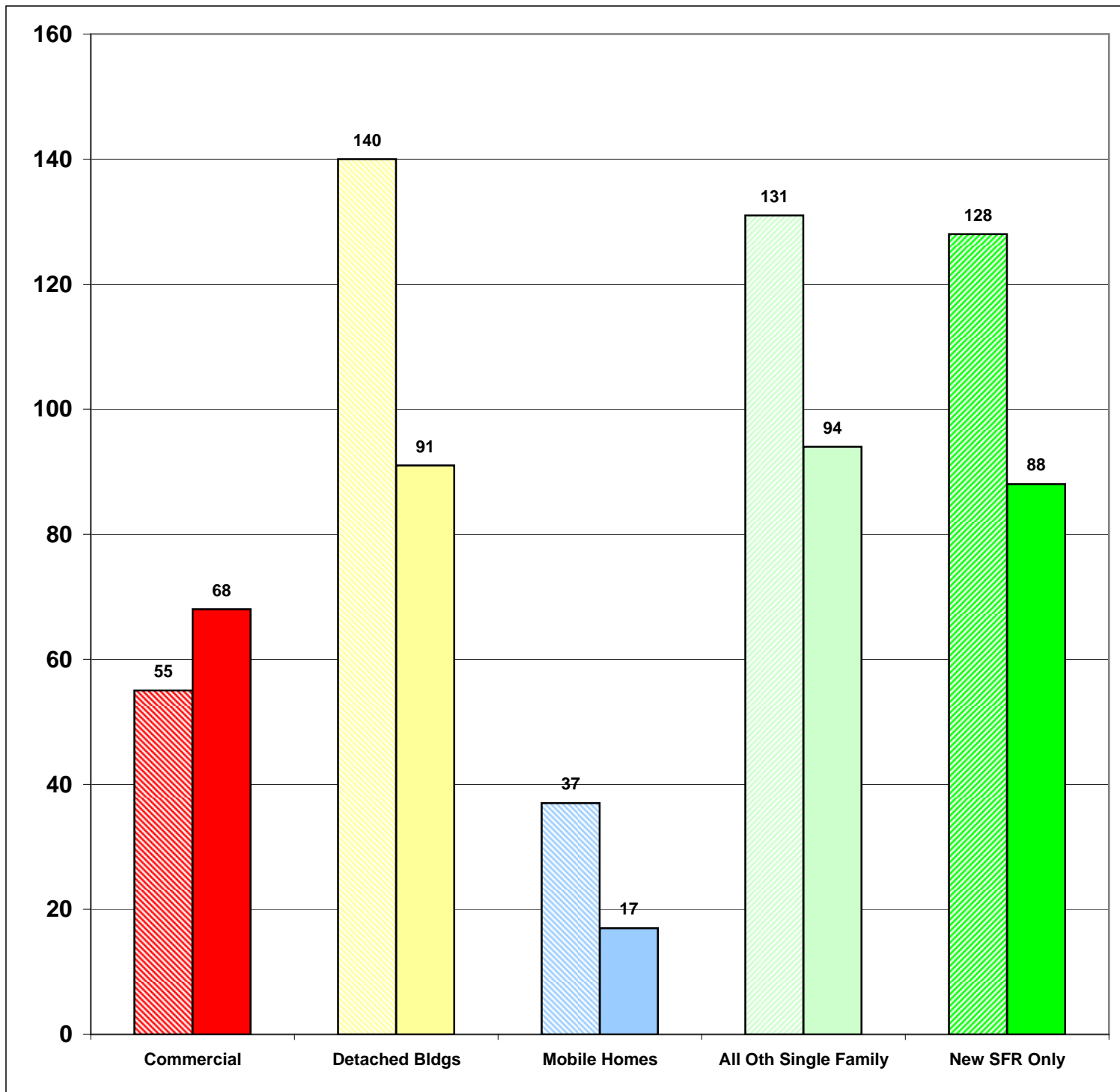
<b>2008</b>	<b>491</b>
<b>2009</b>	<b>358</b>

**-27%**

**Total Increase**

**Stripe = 08    Solid = 09**

Year to Date Report  
 May-09





**YEAR TO DATE**

**BLDG PERMITS  
APPLIED FOR**

**JAN - MAY**

**Comparing  
2008 to 2009**

**2008 555**

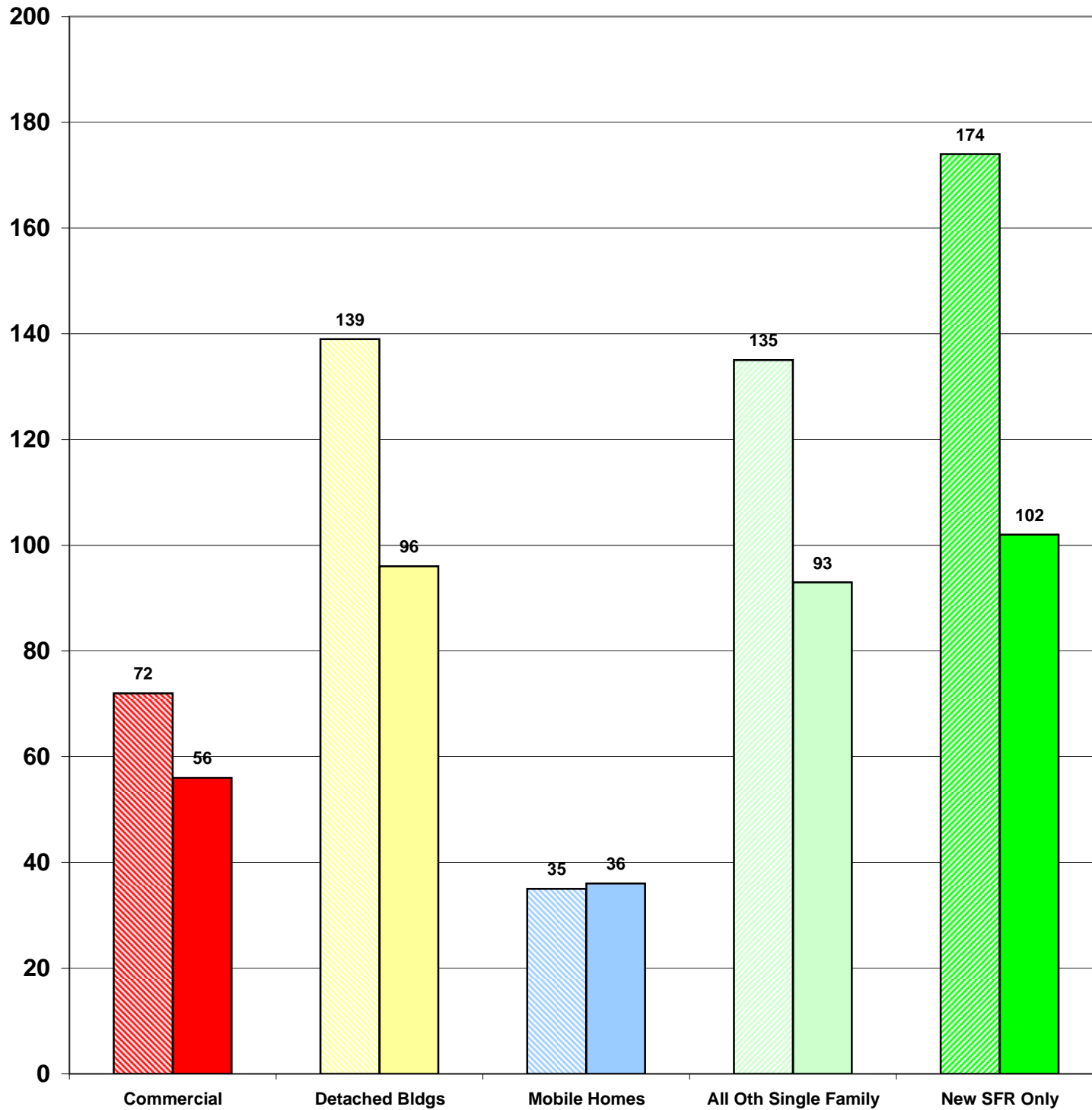
**2009 383**

**-31%**

**Total Increase**

**Stripe = 08    Solid = 09**

**Year to Date Report  
May-09**



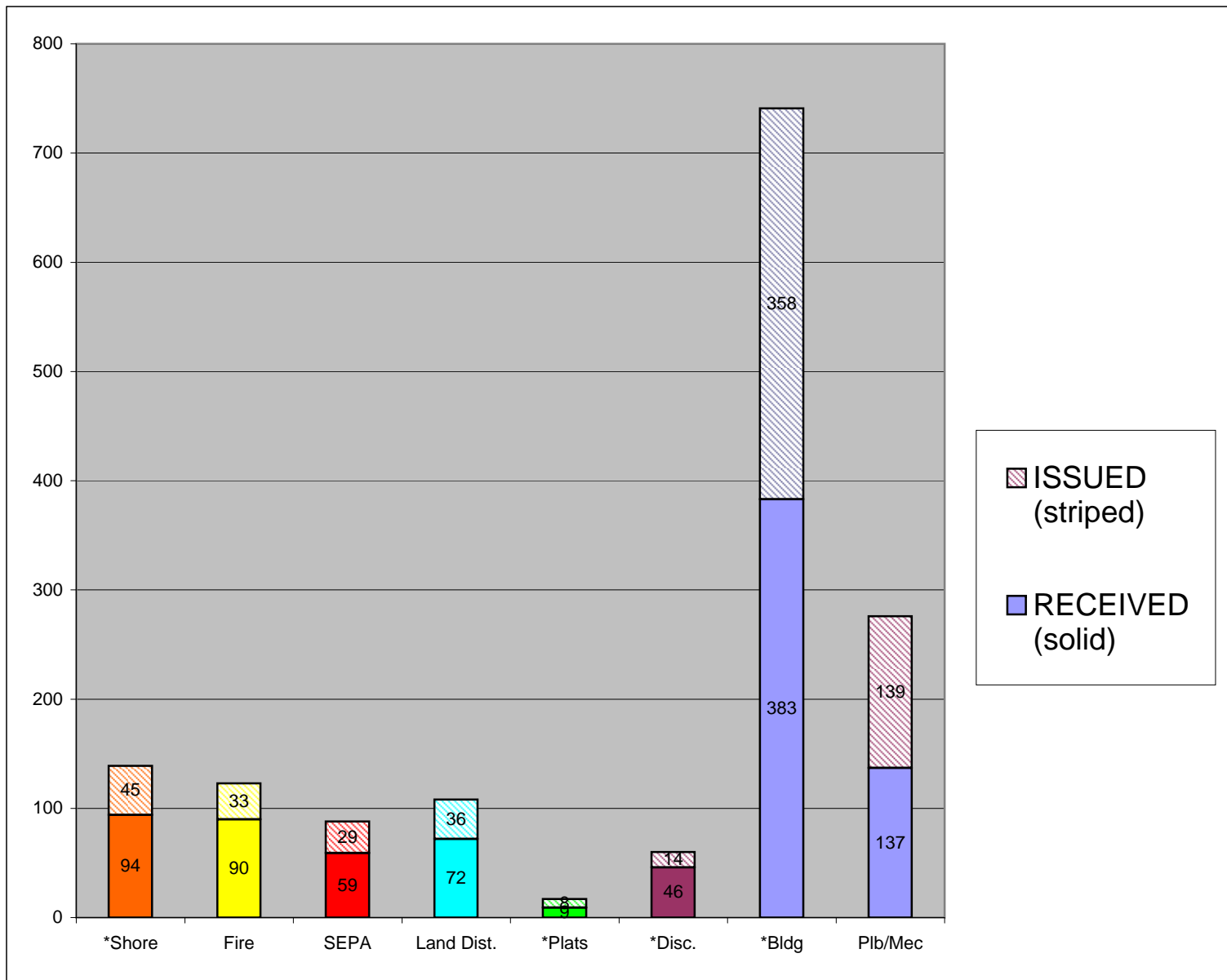


**YEAR TO DATE**

**CASES**

**RECEIVED  
 and  
 ISSUED**

**JAN - MAY**



Stripe = Issued  
 Solid = Received

- \*Shore = SHC, SHR, SHV, SHX
- \*Plats = LSS, SSS, BSP, PUD, MDP
- \*Disc = ADM, APL, CUP, NON, VAR
- \*Bldg = COM, DET, MOB, SFR