

Permit Activity, May 10

WHATCOM COUNTY PLANNING & DEVELOPMENT
2010 May



CURRENT MONTH		
SINGLE FAMILY RESIDENCES	ISSUED	VALUATION
NEW - RESIDENTIAL	14	3,110,077
NEW - DUPLEX	1	194,700
ADDITION/REMODEL	14	875,311
CONVERT TO LIVING	2	93,400
DEMOLITION (SINGLE FAMILY)	3	17,000
MOVE TO SITE		
REPLACE/REPAIR	2	36,083
RE-ROOF / SIDE ONLY	1	18,600
TOTAL	37	\$4,345,171.25

MOBILE HOMES	ISSUED	VALUATION
NEW - MOBILE HOME	6	360,330
ADDITION TO MOB		
CONVERT TO STORAGE		
REPLACEMENT		
TEMP MOBILE		
TOTAL	6	\$360,330.00

DETACHED BUILDINGS	ISSUED	VALUATION
NEW - AG BARN / STORAGE	1	40,200
NEW - GARAGE	4	169,080
NEW - OTHER TYPE BLDG		
NEW - OTHER TYPE STRUCTURES	6	64,391
NEW - STORAGE	2	73,660
ADDITION / REMODEL	1	3,600
CONVERT TO OTHER		
DEMOLITION (DETACHED)	2	7,800
MOVE TO SITE		
REPLACE / REPAIR	1	11,244
RE-ROOF ONLY		
TOTAL	17	\$369,975.00

COMMERCIAL	ISSUED	VALUATION
NEW - 3 - 4 UNIT APARTMENTS		
NEW - 5 + UNIT APARTMENTS		
NEW - AIRPORT FACILITIES		
NEW - AMUSEMENT, SOCIAL, REC		
NEW - CHURCHES & OTH RELIGIOUS		
NEW - FIRE STATIONS / MEDIC ONE		
NEW - HOSPITALS / INSTITUTIONAL		
NEW - HOTEL / MOTEL / TOUR. CAB		
NEW - INDUSTRIAL	2	392,000
NEW - MIXED USE	1	535,065
NEW - OFFICE, BANKS, PROF	1	334,956
NEW - OTHER PORTABLES		
NEW - OTHER TYPE BLDGS	1	11,200
NEW - OTHER TYPE STRUCTURES	8	184,490
NEW - PORTABLE CLASSROOM		
NEW - PUBLIC WORKS & UTILITY		
NEW - SCHOOLS & OTHER ED		
NEW - STORAGE BLDGS	5	890,800
NEW - STORES & CUSTOMER SERV		
NEW - WAREHOUSE		
ADDITION / REMODEL		
CHANGE OF USE / TEN IMPROV / OCC	2	127,000
CONVERT		
DEMOLITION (COMMERCIAL)	1	10,000
MOVE TO SITE		
REPLACE / REPAIR	3	28,800
RE-ROOF ONLY	1	25,964
TOTAL	25	\$2,540,275.00

MONTHLY TOTAL	
ISSUED	VALUATION
85	\$7,615,751.25

SFR

YEAR TO DATE	
ISSUED	VALUATION
54	13,430,381
2	345,156
64	2,824,998
5	209,317
11	84,170
1	20,600
8	306,094
3	23,462
148	\$17,244,178.50

MOB

ISSUED	VALUATION
28	1,325,703
8	223,166
36	\$1,548,869.00

DET

ISSUED	VALUATION
24	898,390
21	632,346
3	62,970
11	156,971
7	283,160
9	271,820
1	6,720
6	26,550
3	31,756
85	\$2,370,683.00

COM

ISSUED	VALUATION
1	283,610
1	6,455,305
3	768,000
1	535,065
1	334,956
4	853,701
26	7,269,170
6	1,171,503
14	1,322,922
9	192,079
1	5,000
3	16,900
5	66,800
3	39,714
78	\$19,314,725.01

YEARLY TOTAL	
ISSUED	VALUATION
347	\$40,478,455.51



YEAR TO DATE

**BLDG PERMITS
 VALUATION**

in thousands

JAN - MAY

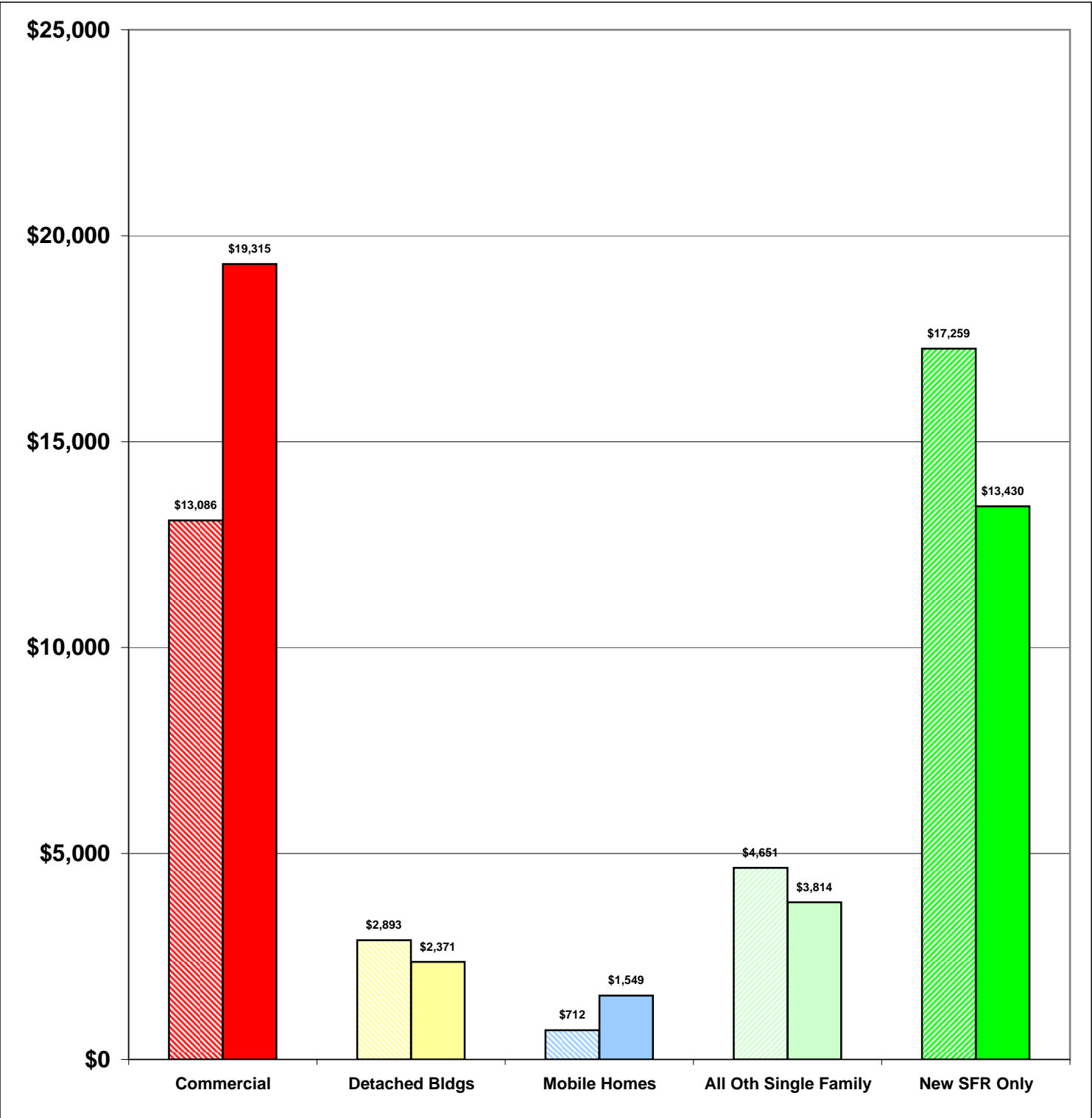
Comparing
 2009 to 2010

2009 \$38,601
2010 \$40,479

**5%
 Total Increase**

Stripe = 09 Solid = 10

Year to Date Valuation Report
 May-10





BLDG PERMITS ISSUED

MAY

Comparing
2009 to 2010

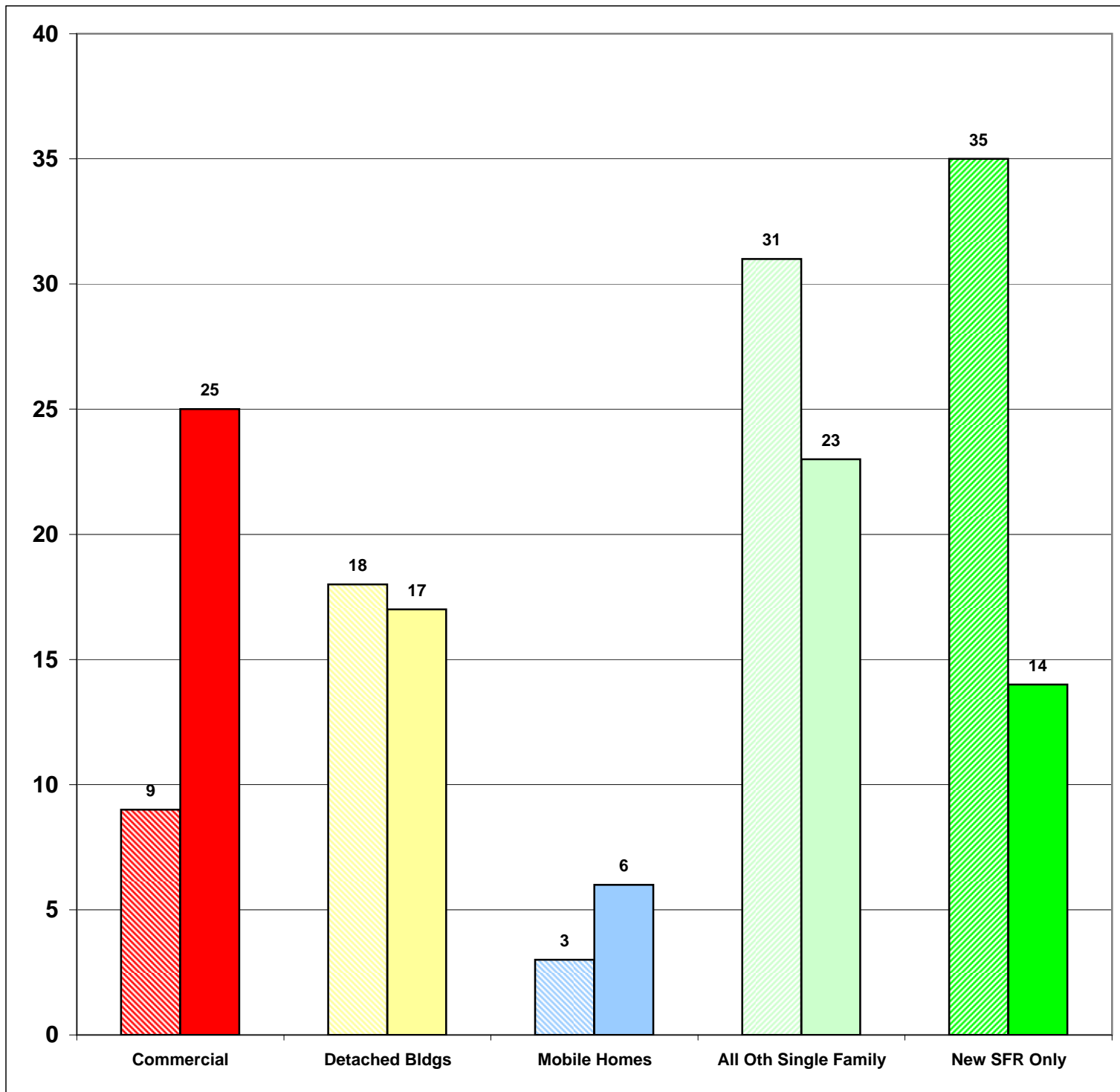
May-09 96
May-10 85

-11%

Total Increase

Stripe = 07 Solid = 08

Monthly Report
May-10



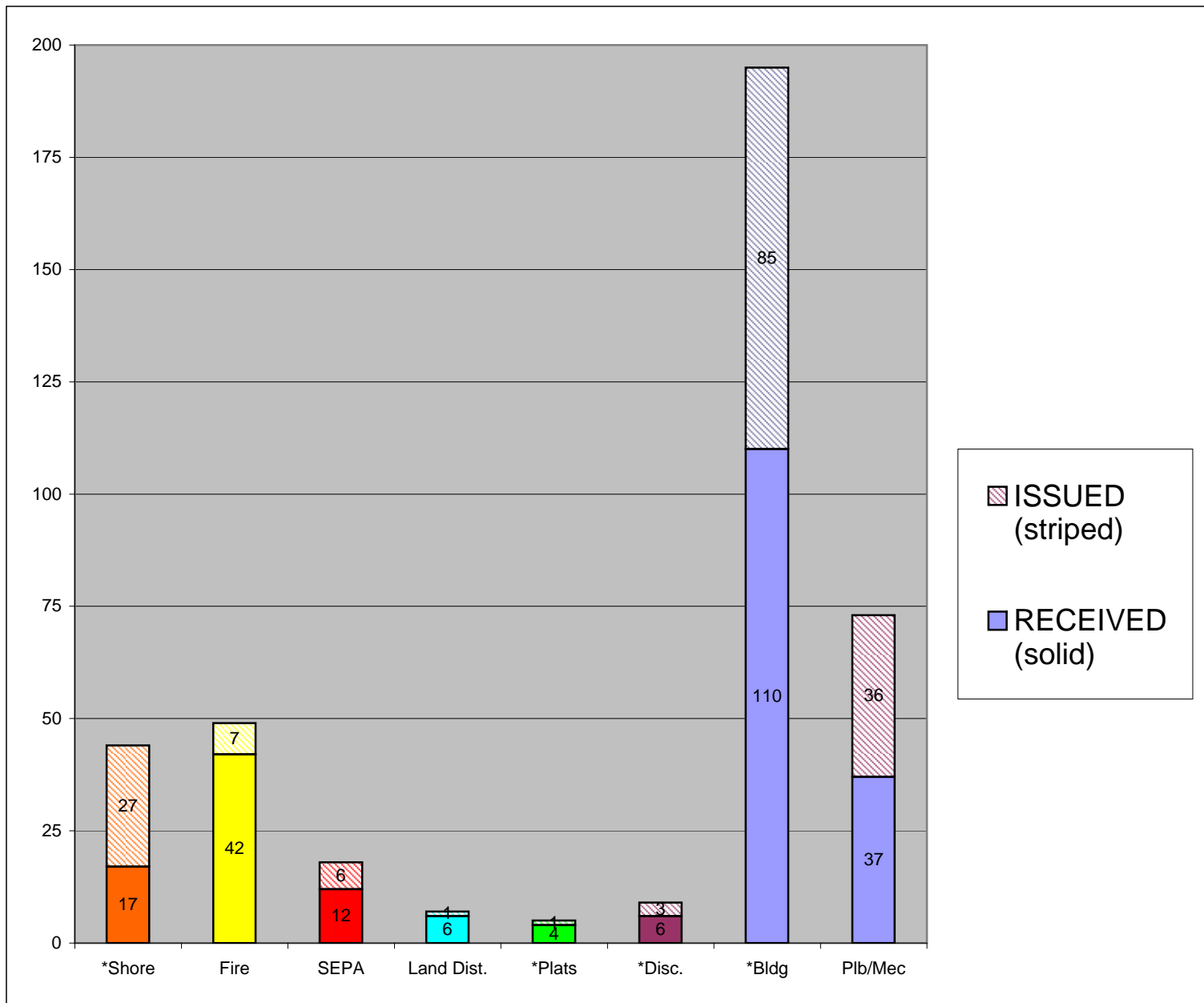


**CASES
RECEIVED
and
ISSUED**

MAY

Stripe = Issued
Solid = Received

Monthly Permit Report
May-10



*Shore = SHC, SHR, SHV, SHX
 *Plats = LSS, SSS, BSP, PUD, MDP
 *Disc = ADM, APL, CUP, NON, VAR
 *Bldg = COM, DET, MOB, SFR



YEAR TO DATE

**BLDG PERMITS
 ISSUED**

JAN - MAY

**Comparing
 2009 to 2010**

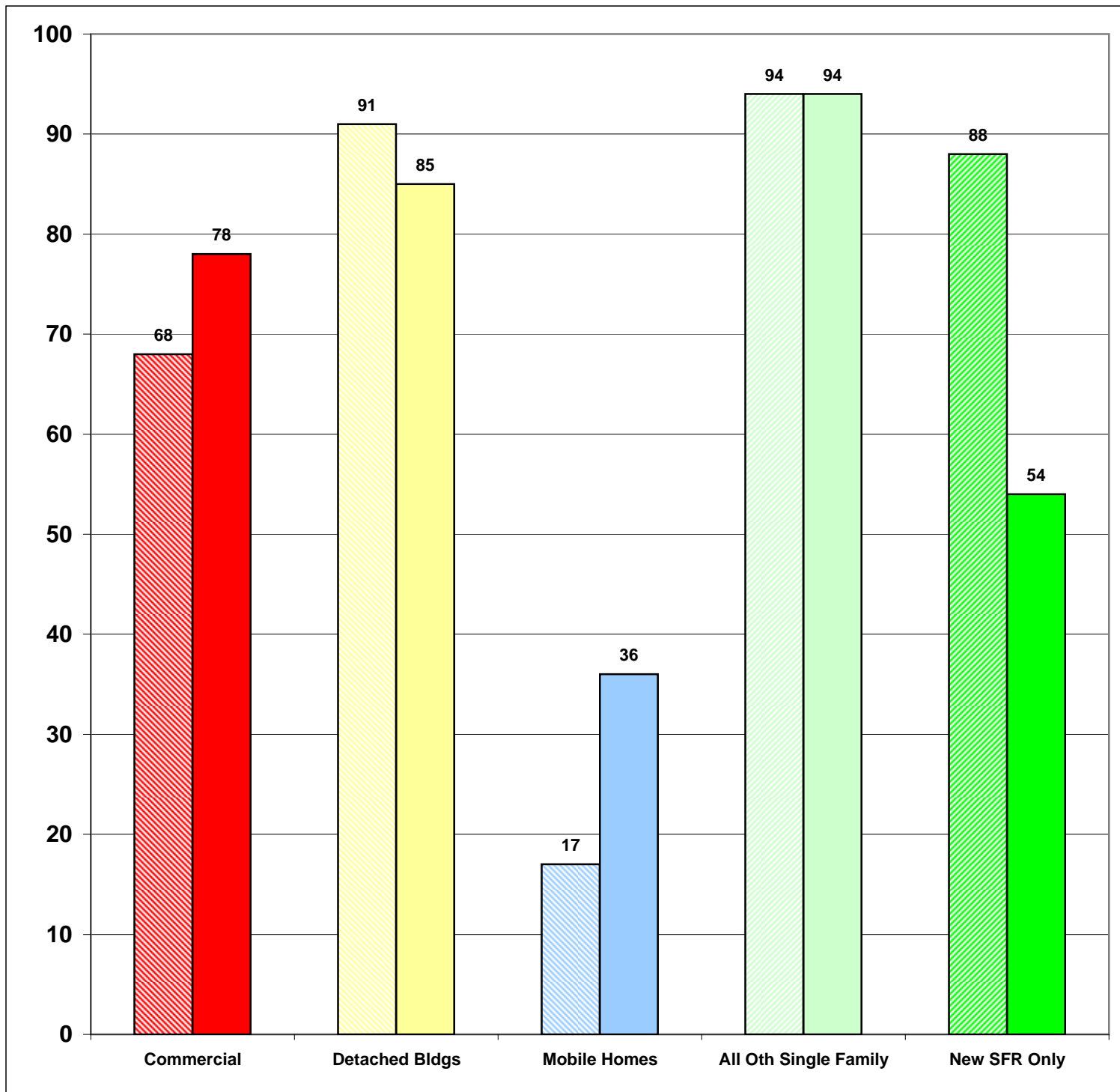
**2009 358
 2010 347**

-3%

Total Increase

Stripe = 09 Solid = 10

**Year to Date Report
 May-10**





YEAR TO DATE

**BLDG PERMITS
APPLIED FOR**

JAN - MAY

**Comparing
2009 to 2010**

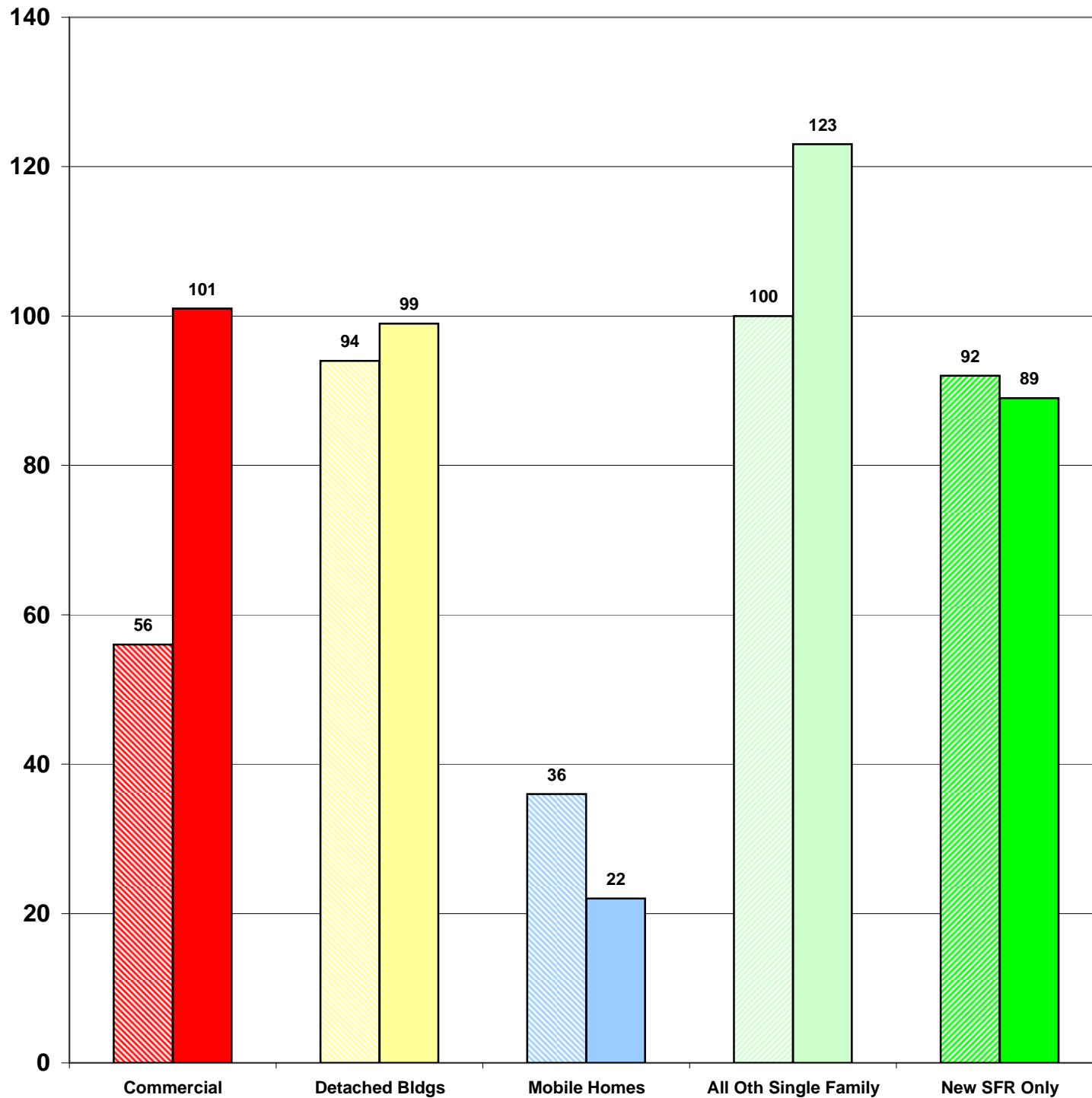
2009 378

2010 434

**15%
Total Increase**

Stripe = 09 Solid = 10

**Year to Date Report
May-10**

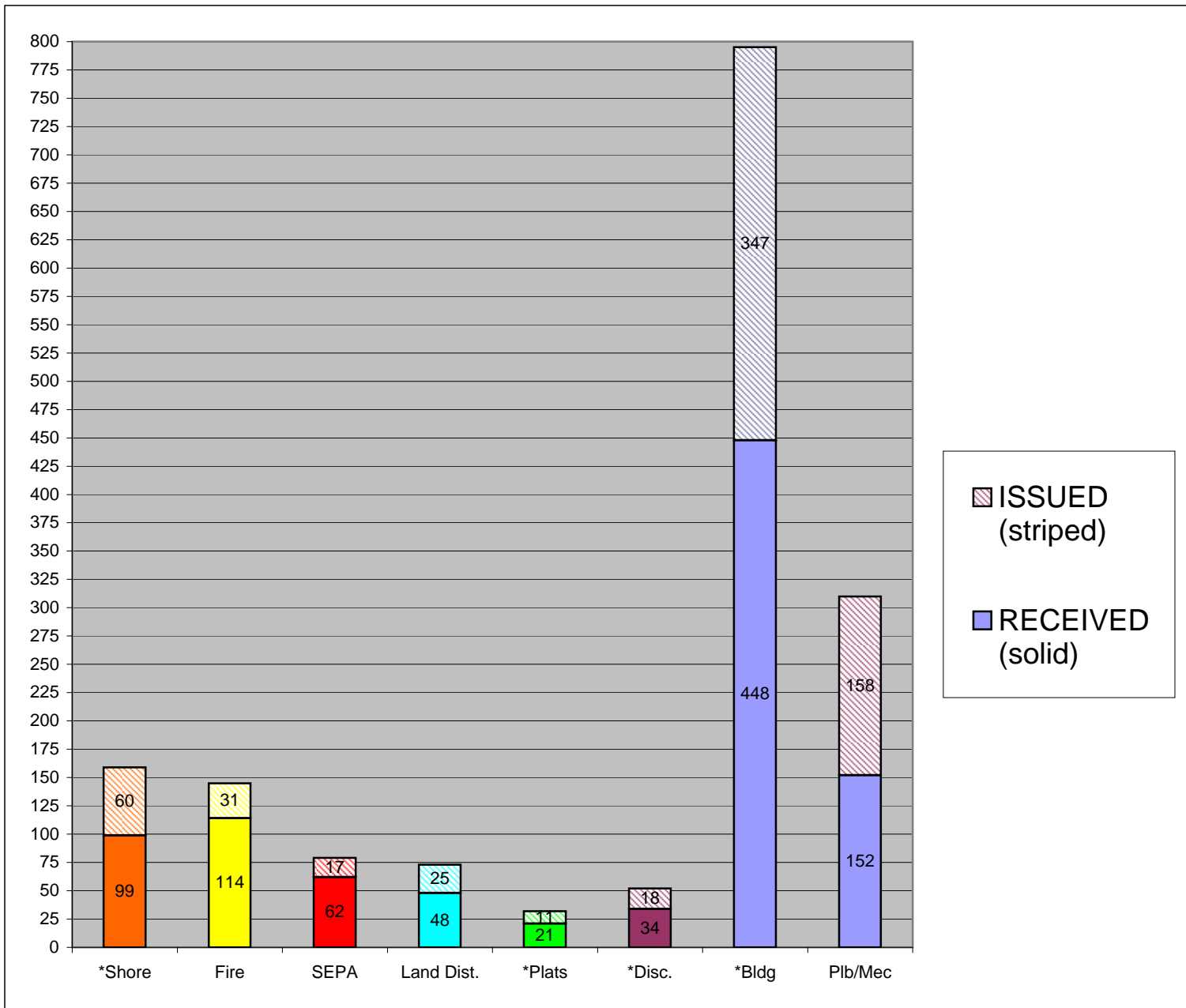




YEAR TO DATE

**CASES
RECEIVED
and
ISSUED**

JAN - MAY



Stripe = Issued
Solid = Received

Year to Date Report
May-10

- *Shore = SHC, SHR, SHV, SHX
- *Plats = LSS, SSS, BSP, PUD, MDP
- *Disc = ADM, APL, CUP, NON, VAR
- *Bldg = COM, DET, MOB, SFR