

# Permit Activity, May 13

## WHATCOM COUNTY PLANNING & DEVELOPMENT 2013 May



CURRENT MONTH		
SINGLE FAMILY RESIDENCES	ISSUED	VALUATION
NEW - RESIDENTIAL	21	5,166,387
NEW - DUPLEX		
ADDITION/REMODEL	15	475,968
CONVERT TO LIVING	2	180,806
DEMOLITION (SINGLE FAMILY)	2	5,000
MOVE TO SITE		
REPLACE/REPAIR	3	562,477
RE-ROOF / SIDE ONLY	1	4,750
<b>TOTAL</b>	<b>44</b>	<b>\$6,395,388.00</b>

MOBILE HOMES	ISSUED	VALUATION
NEW - MOBILE HOME	5	171,990
ADDITION TO MOB		
CONVERT TO STORAGE		
REPLACEMENT	1	32,085
TEMP MOBILE		
<b>TOTAL</b>	<b>6</b>	<b>\$204,075.00</b>

DETACHED BUILDINGS	ISSUED	VALUATION
NEW - AG BARN / STORAGE	3	232,566
NEW - GARAGE	6	162,297
NEW - OTHER TYPE BLDG	2	234,595
NEW - OTHER TYPE STRUCTURES		
NEW - STORAGE	2	65,436
ADDITION / REMODEL	2	68,280
CONVERT TO OTHER		
DEMOLITION (DETACHED)		
MOVE TO SITE		
REPLACE / REPAIR		
RE-ROOF ONLY		
<b>TOTAL</b>	<b>15</b>	<b>\$763,174.00</b>

COMMERCIAL	ISSUED	VALUATION
NEW - 3 - 4 UNIT APARTMENTS		
NEW - 5 + UNIT APARTMENTS		
NEW - AIRPORT FACILITIES	1	744,820
NEW - AMUSEMENT, SOCIAL, REC		
NEW - CHURCHES & OTH RELIGIOUS		
NEW - FIRE STATIONS / MEDIC ONE		
NEW - HOSPITALS / INSTITUTIONAL		
NEW - HOTEL / MOTEL / TOUR. CAB		
NEW - INDUSTRIAL	2	1,344,619
NEW - MIXED USE		
NEW - OFFICE, BANKS, PROF		
NEW - OTHER PORTABLES		
NEW - OTHER TYPE BLDGS		
NEW - OTHER TYPE STRUCTURES	1	10,000
NEW - PORTABLE CLASSROOM		
NEW - PUBLIC WORKS & UTILITY		
NEW - SCHOOLS & OTHER ED		
NEW - STORAGE BLDGS	1	176,384
NEW - STORES & CUSTOMER SERV		
NEW - WAREHOUSE		
ADDITION / REMODEL	6	456,898
CHANGE OF USE / TEN IMPROV / OCC	3	17,760
CONVERT		
DEMOLITION (COMMERCIAL)		
MOVE TO SITE		
REPLACE / REPAIR	1	2,000
RE-ROOF ONLY		
<b>TOTAL</b>	<b>15</b>	<b>\$2,752,480.54</b>

MONTHLY TOTAL	
ISSUED	VALUATION
80	\$10,115,117.54

YEAR TO DATE	
ISSUED	VALUATION
68	17,092,071
48	2,023,836
2	180,806
11	62,100
10	752,917
2	4,750
<b>141</b>	<b>\$20,116,479.50</b>

MOB	ISSUED	VALUATION
	11	361,538
	5	199,268
	<b>16</b>	<b>\$560,806.00</b>

DET	ISSUED	VALUATION
	11	898,590
	14	485,150
	7	470,544
	7	138,870
	10	277,140
	5	87,620
	3	6,900
	2	76,705
	<b>59</b>	<b>\$2,441,519.00</b>

COM	ISSUED	VALUATION
	1	301,650
	1	744,820
	1	2,609,903
	2	1,344,619
	1	5,600
	2	21,000
	28	1,452,666
	1	176,384
	1	3,000
	1	
	30	1,184,978
	13	204,260
	1	5,000
	8	4,276,200
	<b>91</b>	<b>\$12,330,079.54</b>

YEARLY TOTAL	
ISSUED	VALUATION
307	\$35,448,884.04



**YEAR TO DATE**

**BLDG PERMITS  
 VALUATION**

in thousands

**May**

**Comparing  
 2012 to 2013**

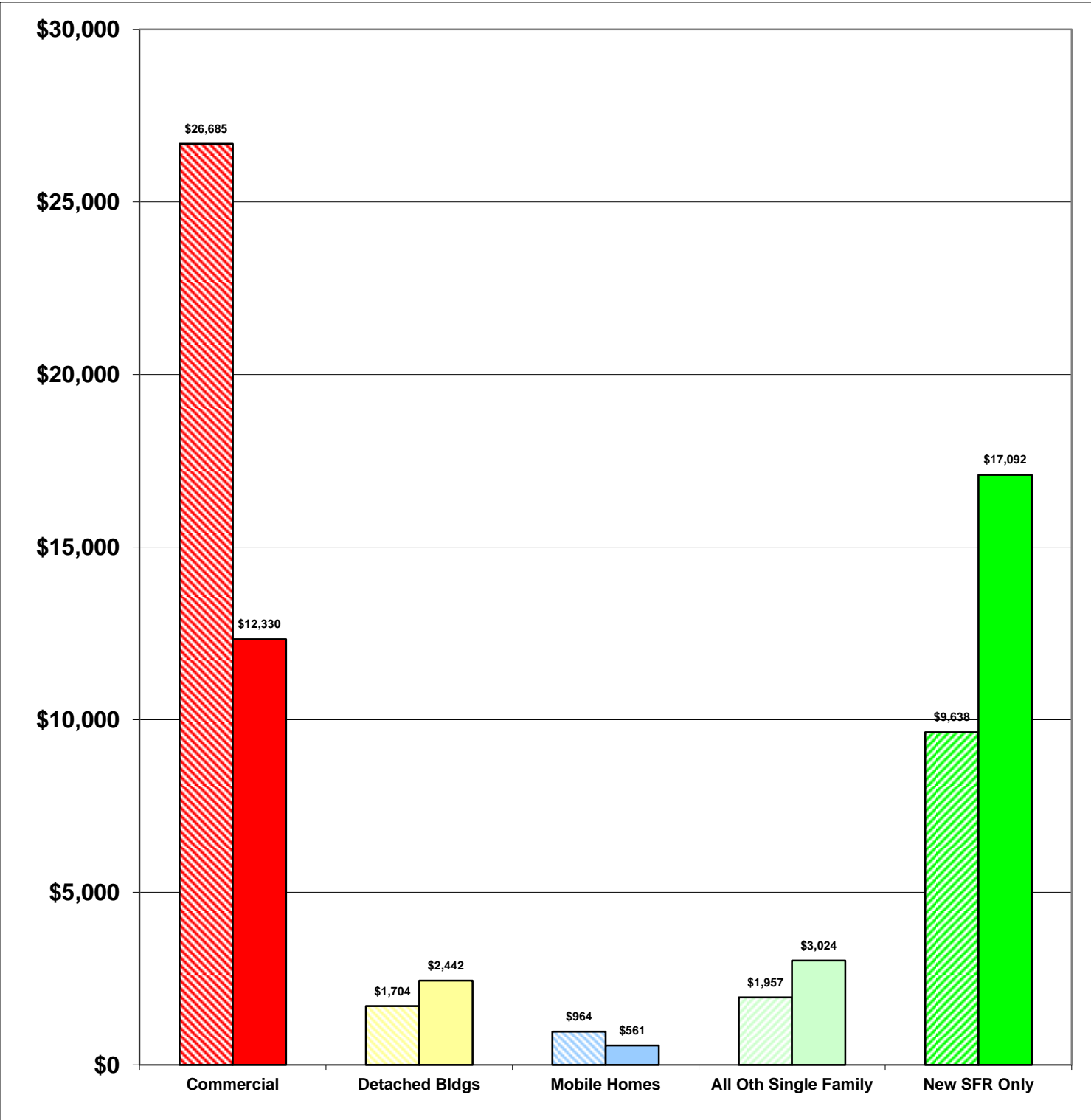
**2012     \$40,948  
 2013     \$35,449**

**-13%**

**Total Increase**

**Stripe = 2012     Solid = 2013**

Year to Date Valuation Report  
 May-13





## BLDG PERMITS ISSUED

May

Comparing  
2012 to 2013

May-12 61

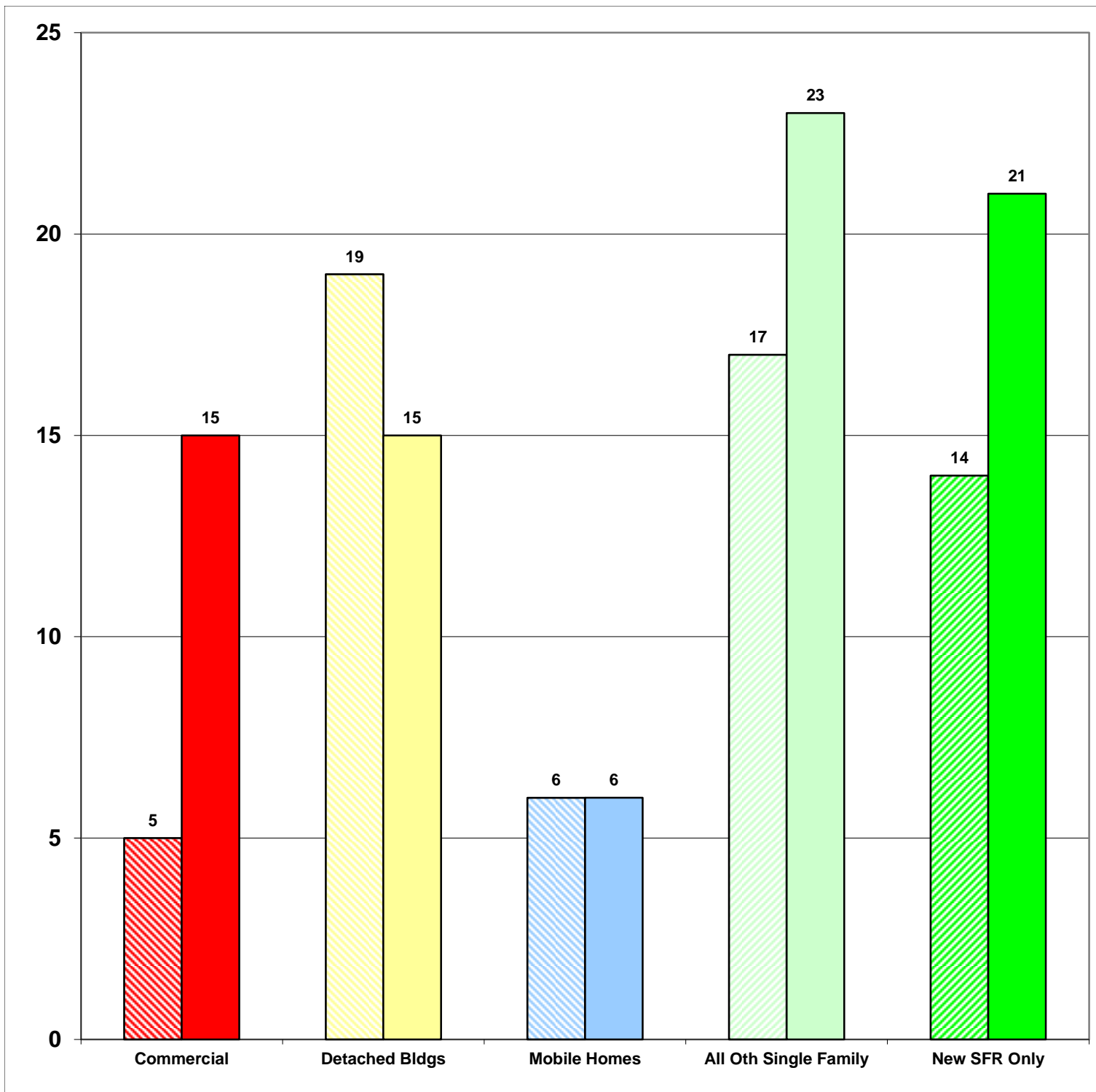
May-13 80

31%

Total Increase

Stripe = 2012 Solid = 2013

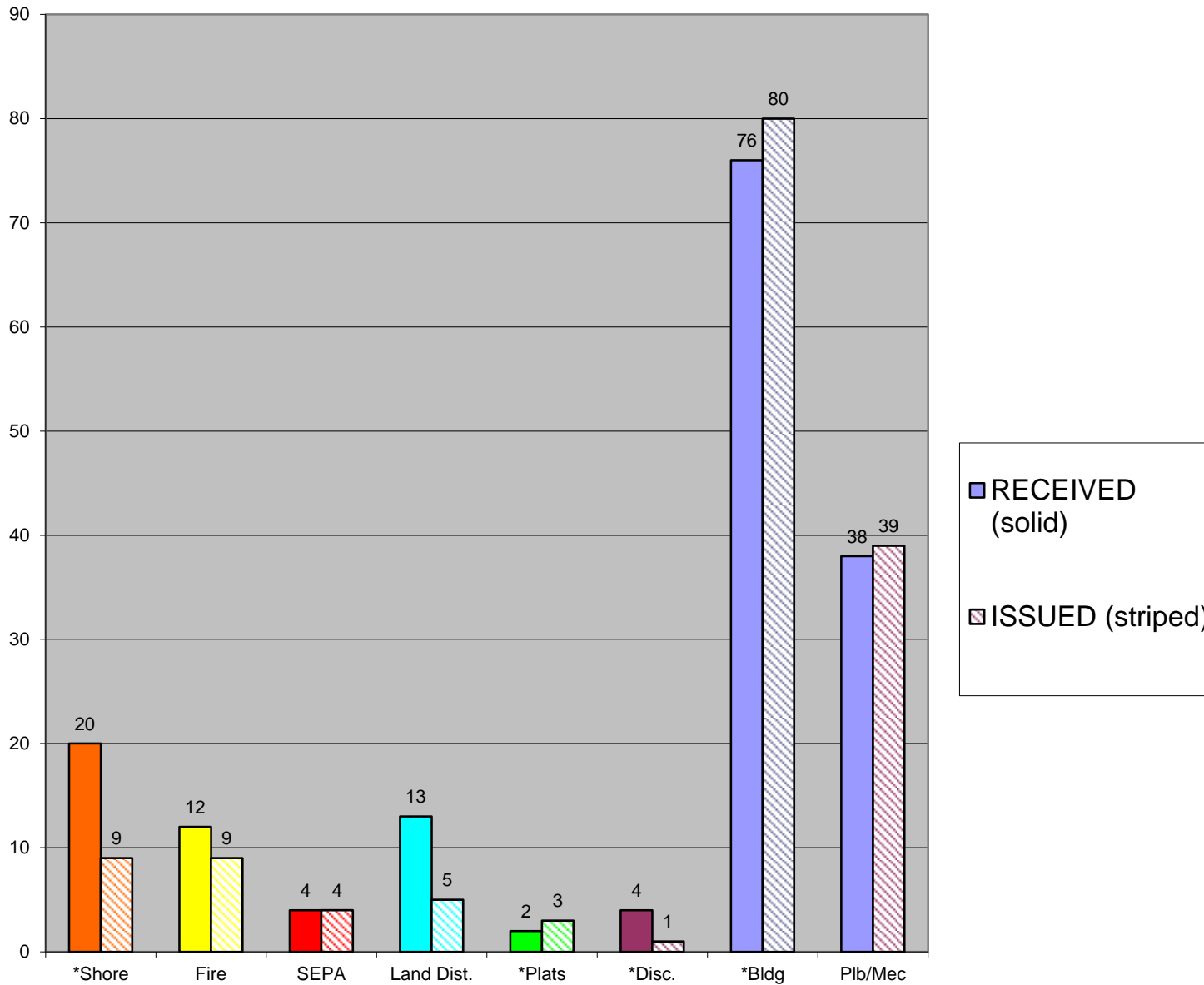
Monthly Report  
May-13





**CASES  
 RECEIVED  
 and  
 ISSUED**

**May**



Stripe = Issued  
 Solid = Received

Monthly Permit Report  
 May-13

- \*Shore = SHC, SHR, SHV, SHX
- \*Plats = LSS, SSS, BSP, PUD, MDP
- \*Disc = ADM, APL, CUP, NON, VAR
- \*Bldg = COM, DET, MOB, SFR



**YEAR TO DATE**

**BLDG PERMITS  
 ISSUED**

**JAN - MAY**

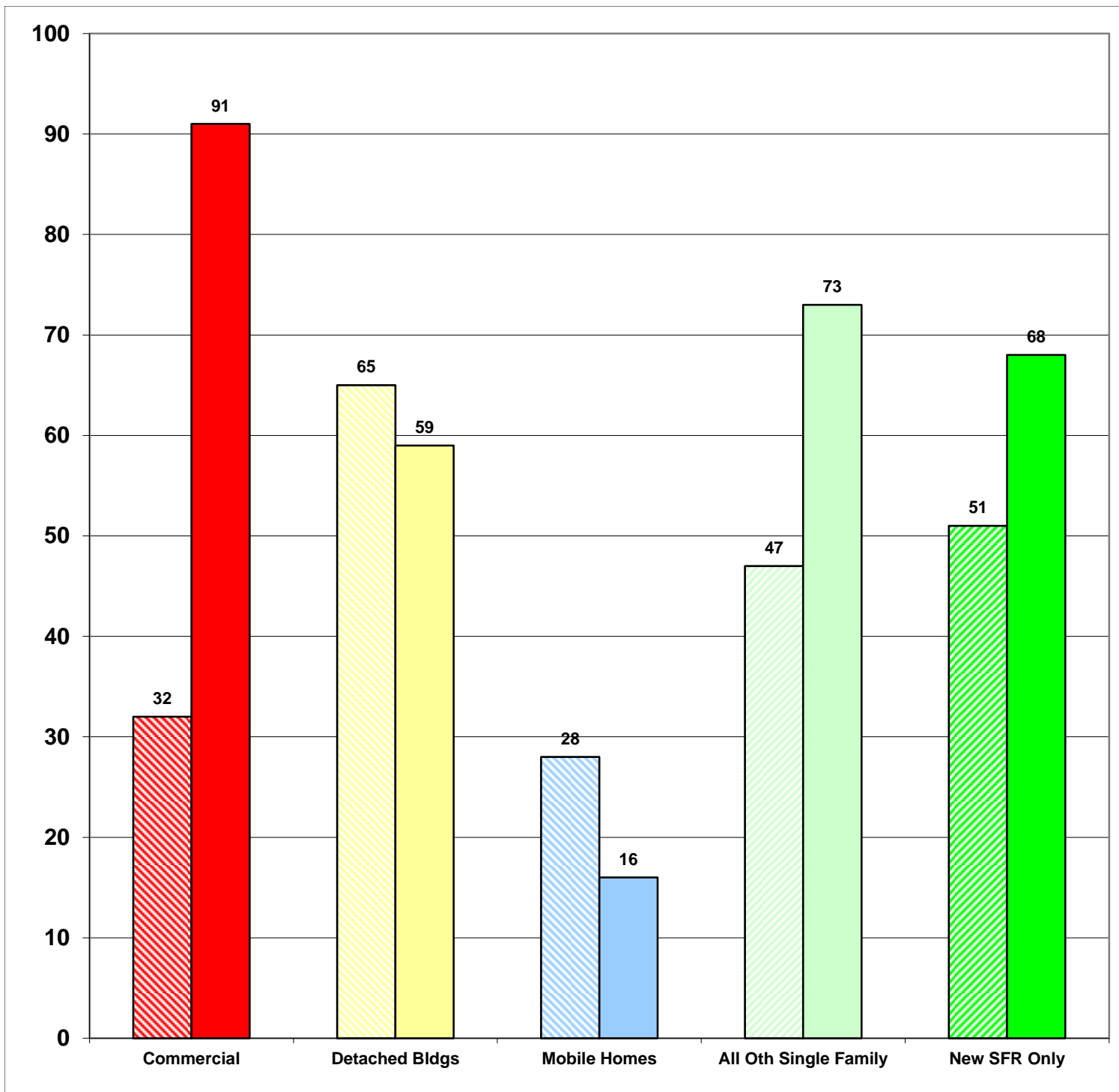
Comparing  
 2012 to 2013

<b>2012</b>	<b>223</b>
<b>2013</b>	<b>307</b>

**38%**  
**Total Increase**

Stripe = 2012    Solid = 2013

Year to Date Report  
 May-13





**YEAR TO DATE**

**BLDG PERMITS  
APPLIED FOR**

**JAN - MAY**

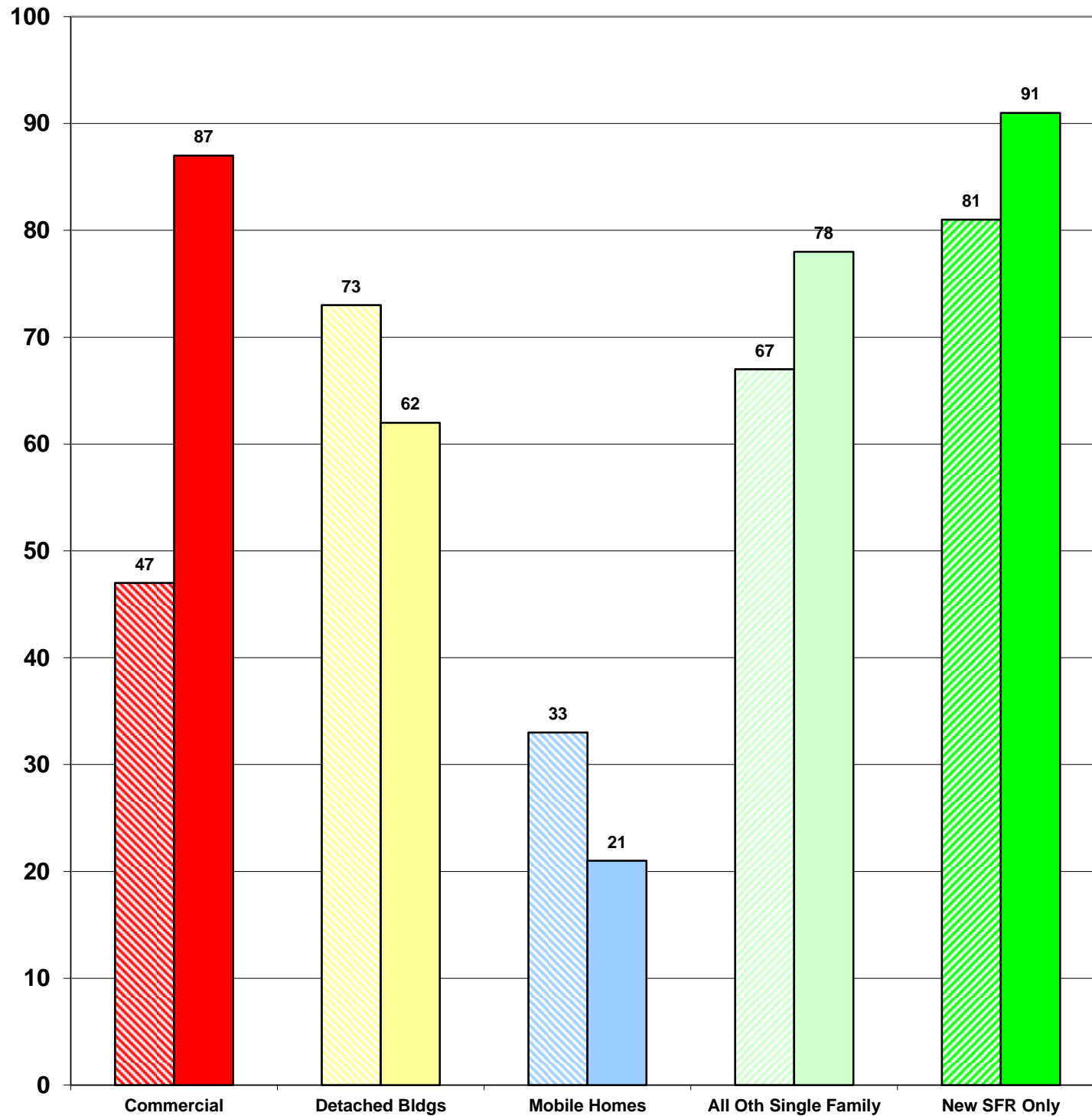
**Comparing  
2012 to 2013**

<b>2012</b>	<b>301</b>
<b>2013</b>	<b>339</b>

**13%  
Total Increase**

**Stripe = 2012    Solid = 2013**

Year to Date Report  
May-13





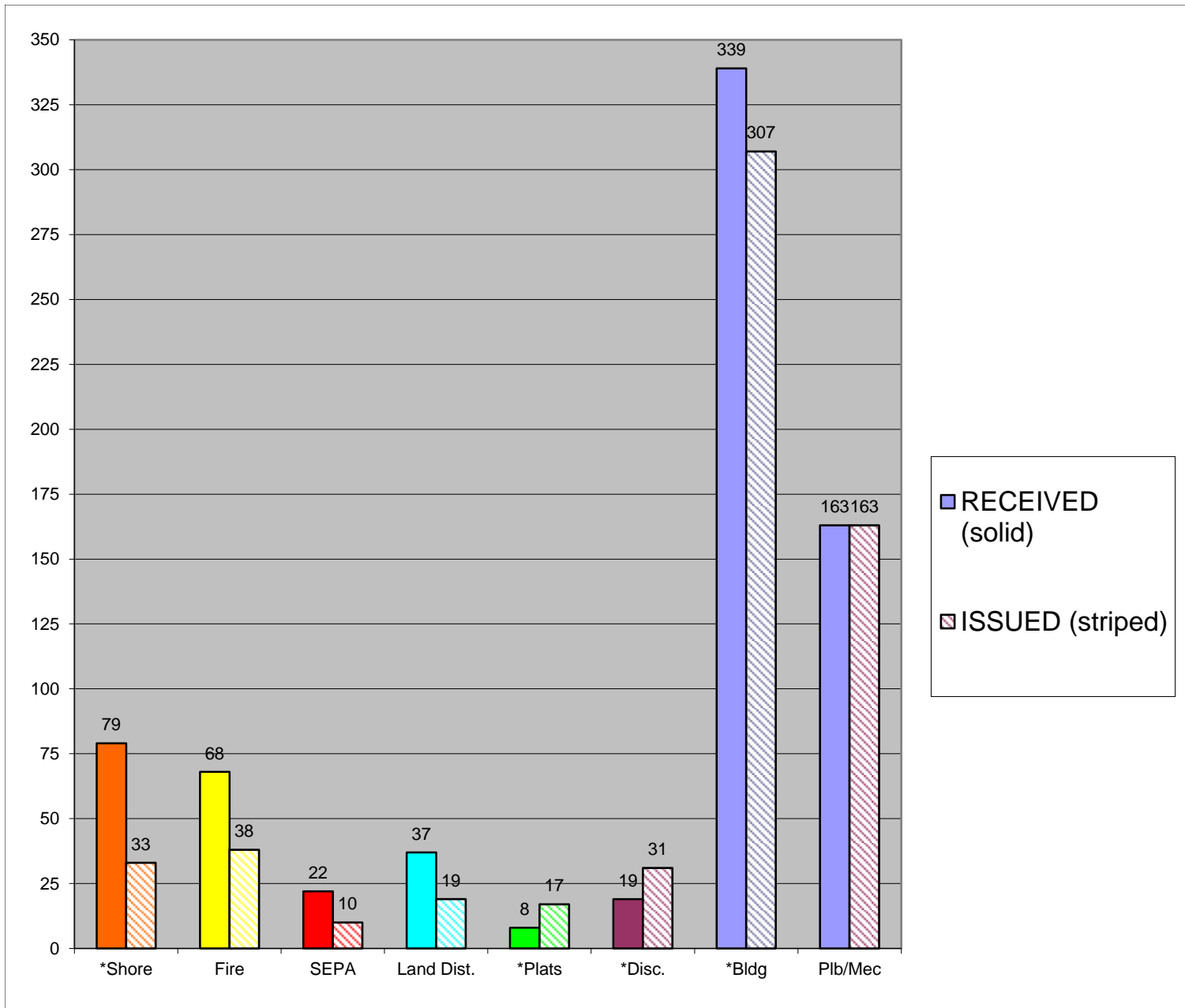
**YEAR TO DATE**

**CASES  
 RECEIVED  
 and  
 ISSUED**

**JAN - MAY**

**Stripe = Issued**  
**Solid = Received**

Year to Date Report  
 May-13



- \*Shore = SHC, SHR, SHV, SHX
- \*Plats = LSS, SSS, BSP, PUD, MDP
- \*Disc = ADM, APL, CUP, NON, VAR
- \*Bldg = COM, DET, MOB, SFR