

Permit Activity, May 14

WHATCOM COUNTY PLANNING & DEVELOPMENT
2014 May



CURRENT MONTH		
SINGLE FAMILY RESIDENCES	ISSUED	VALUATION
NEW - RESIDENTIAL	20	4,078,070
NEW - DUPLEX		-
ADDITION/REMODEL	10	327,134
CONVERT TO LIVING		
DEMOLITION (SINGLE FAMILY)	5	83,960
MOVE TO SITE	1	14,600
REPLACE/REPAIR	1	4,320
RE-ROOF / SIDE ONLY		
TOTAL	37	\$4,508,083.66

MOBILE HOMES	ISSUED	VALUATION
NEW - MOBILE HOME	3	117,080
ADDITION TO MOB		
CONVERT TO STORAGE		
REPLACEMENT		
TEMP MOBILE		
TOTAL	3	\$117,080.00

DETACHED BUILDINGS	ISSUED	VALUATION
NEW - AG BARN / STORAGE	1	53,046
NEW - GARAGE	3	74,660
NEW - OTHER TYPE BLDG		
NEW - OTHER TYPE STRUCTURES	4	59,163
NEW - STORAGE	5	121,824
ADDITION / REMODEL	1	51,840
CONVERT TO OTHER		
DEMOLITION (DETACHED)	2	6,850
MOVE TO SITE		
REPLACE / REPAIR	1	6,260
RE-ROOF ONLY		
TOTAL	17	\$373,643.00

COMMERCIAL	ISSUED	VALUATION
NEW - 3 - 4 UNIT APARTMENTS		
NEW - 5 + UNIT APARTMENTS		
NEW - AIRPORT FACILITIES		
NEW - AMUSEMENT, SOCIAL, REC		
NEW - CHURCHES & OTH RELIGIOUS		
NEW - FIRE STATIONS / MEDIC ONE		
NEW - HOSPITALS / INSTITUTIONAL		
NEW - HOTEL / MOTEL / TOUR. CAB		
NEW - INDUSTRIAL		
NEW - MIXED USE		
NEW - OFFICE, BANKS, PROF		
NEW - OTHER PORTABLES		
NEW - OTHER TYPE BLDGS		
NEW - OTHER TYPE STRUCTURES	1	14,895
NEW - PORTABLE CLASSROOM		
NEW - PUBLIC WORKS & UTILITY		
NEW - SCHOOLS & OTHER ED		
NEW - STORAGE BLDGS		
NEW - STORES & CUSTOMER SERV		
NEW - WAREHOUSE		
ADDITION / REMODEL	3	789,227
CHANGE OF USE / TEN IMPROV / OCC	5	626,590
CONVERT		
DEMOLITION (COMMERCIAL)		
MOVE TO SITE		
REPLACE / REPAIR	1	85,000
RE-ROOF ONLY		
TOTAL	10	\$1,515,712.00

MONTHLY TOTAL	
ISSUED	VALUATION
67	\$6,514,518.66

YEAR TO DATE	
ISSUED	VALUATION
85	23,385,676
1	424,960
44	2,089,555
14	131,860
1	14,600
10	769,092
155	\$26,815,742.32

ISSUED	VALUATION
10	272,204
2	71,920
12	\$344,124.00

ISSUED	VALUATION
12	697,170
12	433,440
1	8,700
6	89,122
25	743,436
7	993,662
1	41,160
7	24,850
6	106,924
77	\$3,138,464.00

ISSUED	VALUATION
1	6,455,305
3	12,297,600
2	70,500
19	6,248,935
2	739,780
2	769,128
15	3,104,487
23	1,319,486
2	6,600
4	444,645
1	10,465
74	\$31,466,930.73

YEARLY TOTAL	
ISSUED	VALUATION
318	\$61,765,261.05

SFR

MOB

DET

COM



YEAR TO DATE

**BLDG PERMITS
 VALUATION**

in thousands

May

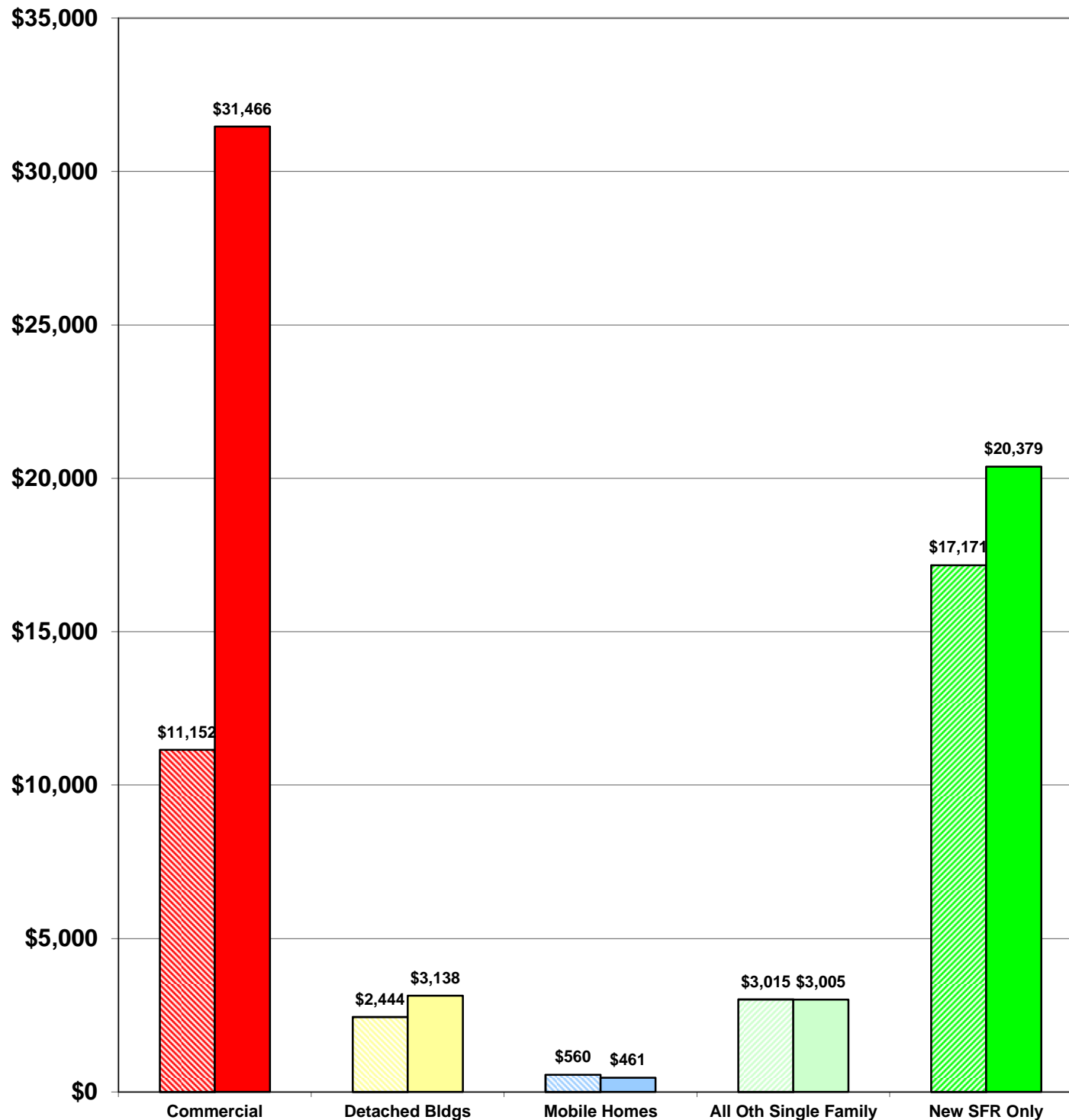
**Comparing
 2013 to 2014**

**2013 \$34,342
 2014 \$58,449**

**70%
 Total Increase**

Stripe = 2013 Solid = 2014

Year to Date Valuation Report
 May-14





BLDG PERMITS ISSUED

May

Comparing
2013 to 2014

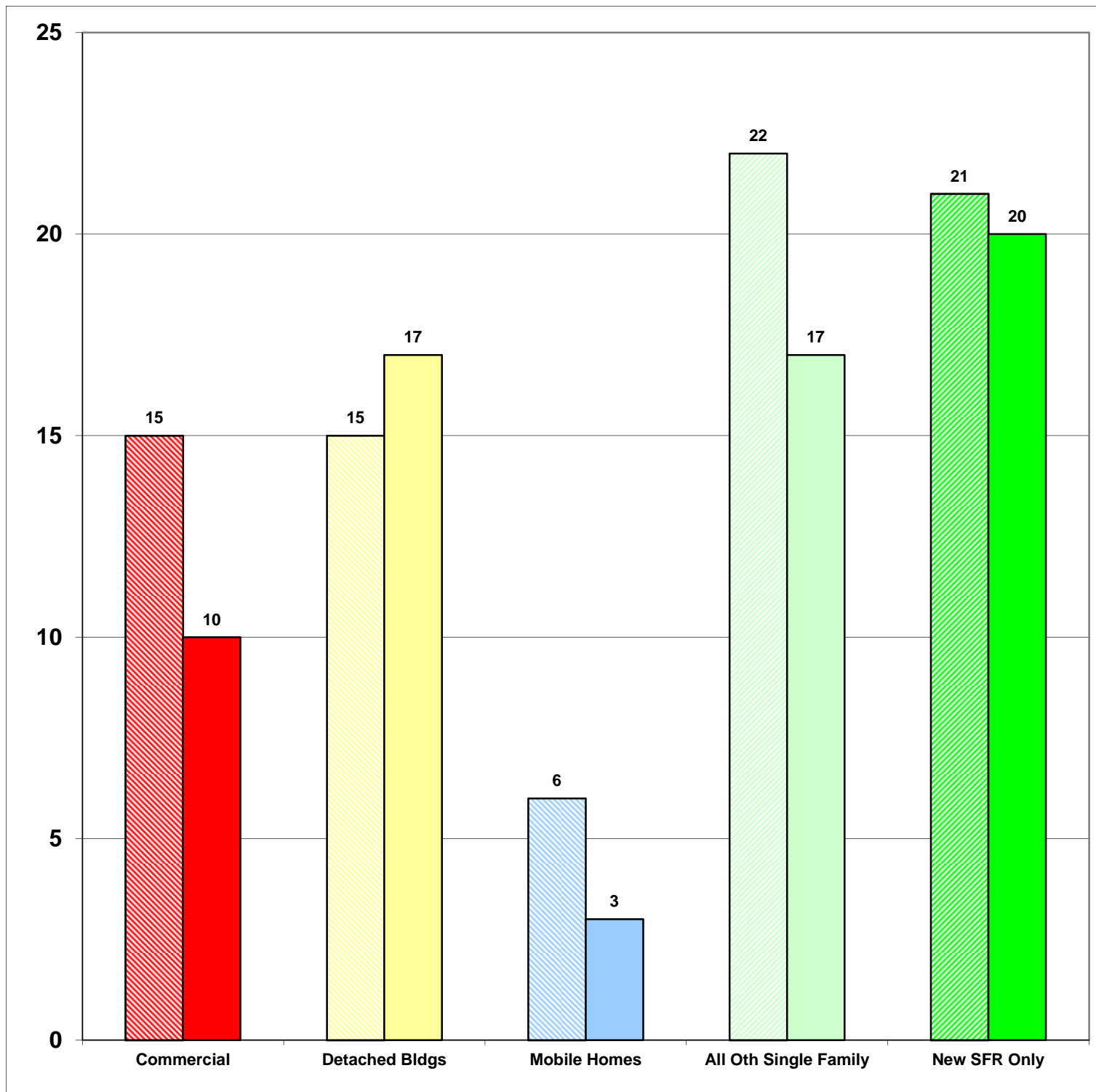
May-13 79
May-14 67

-15%

Total Increase

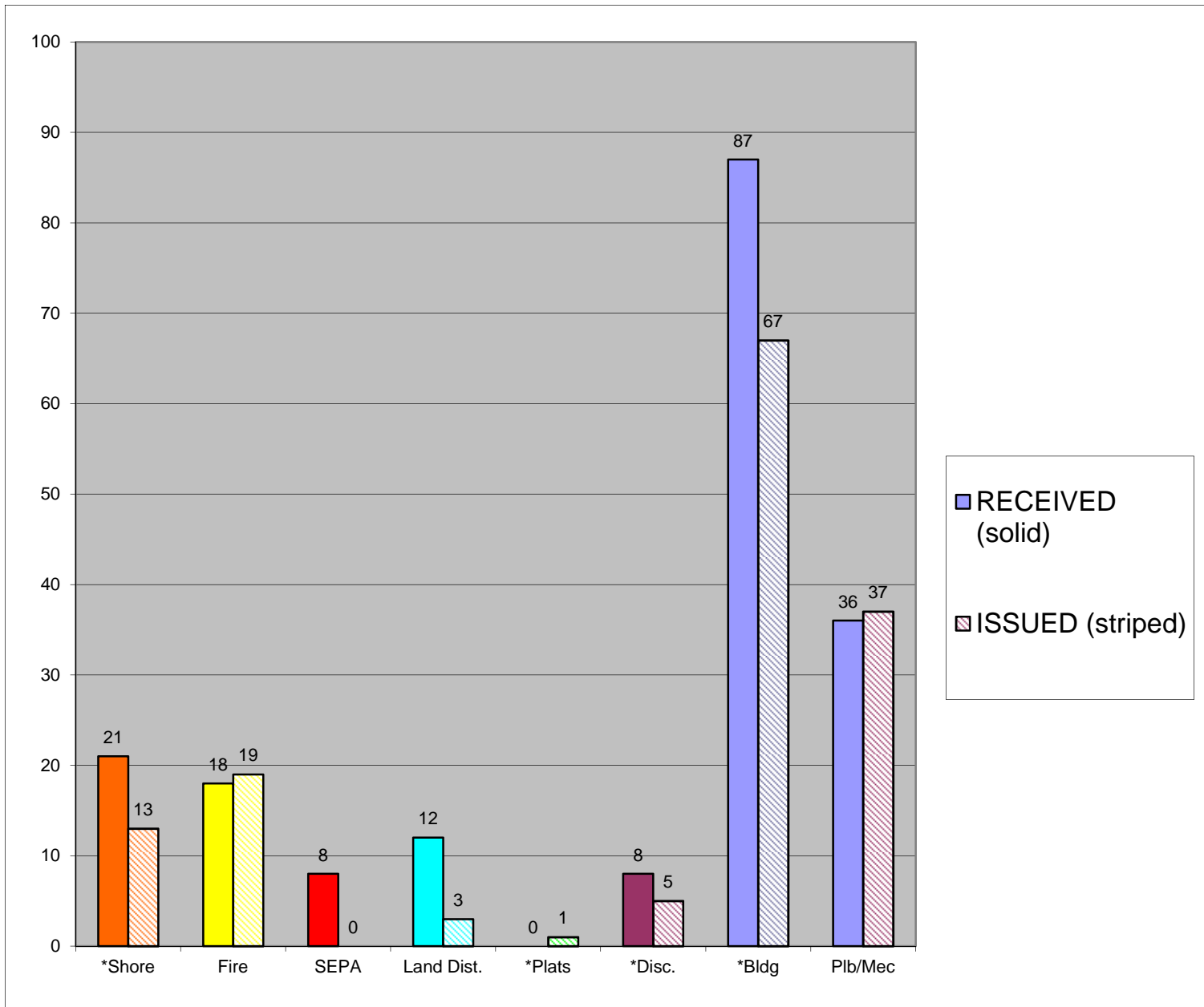
Stripe = 2013 Solid = 2014

Monthly Report
May-14





**CASES
 RECEIVED
 and
 ISSUED
 2013 to 2014
 May**



Stripe = Issued
 Solid = Received

Monthly Permit Report
 May-14

*Shore = SHC, SHR, SHV, SHX
 *Plats = LSS, SSS, BSP, PUD, MDP
 *Disc = ADM, APL, CUP, NON, VAR
 *Bldg = COM, DET, MOB, SFR



YEAR TO DATE

**BLDG PERMITS
ISSUED**

JAN - DEC

**Comparing
2013 to 2014**

2013 252

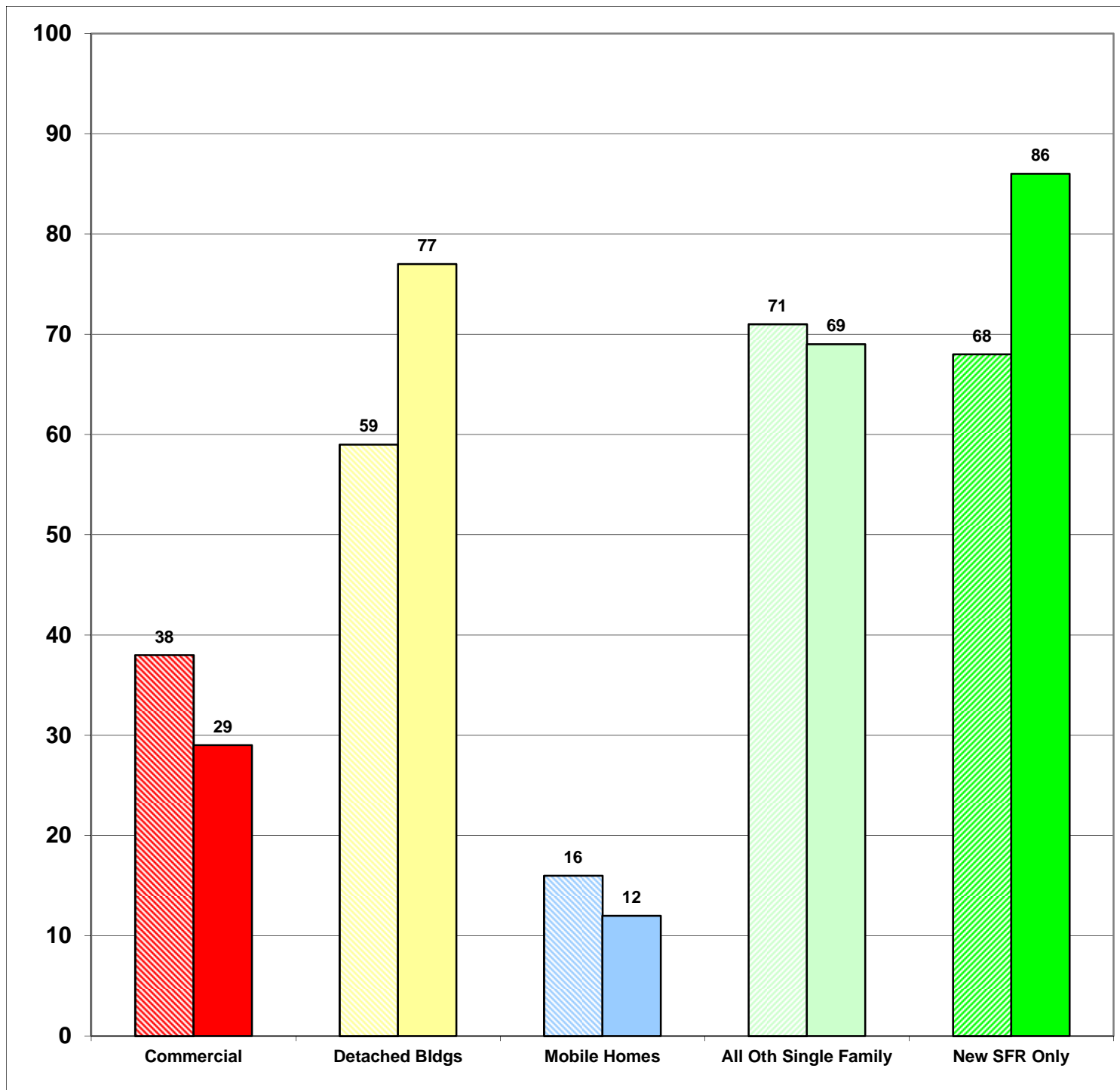
2014 273

8%

Total Increase

Stripe = 2013 Solid = 2014

Year to Date Report
May-14





YEAR TO DATE

**BLDG PERMITS
APPLIED FOR**

JAN - DEC

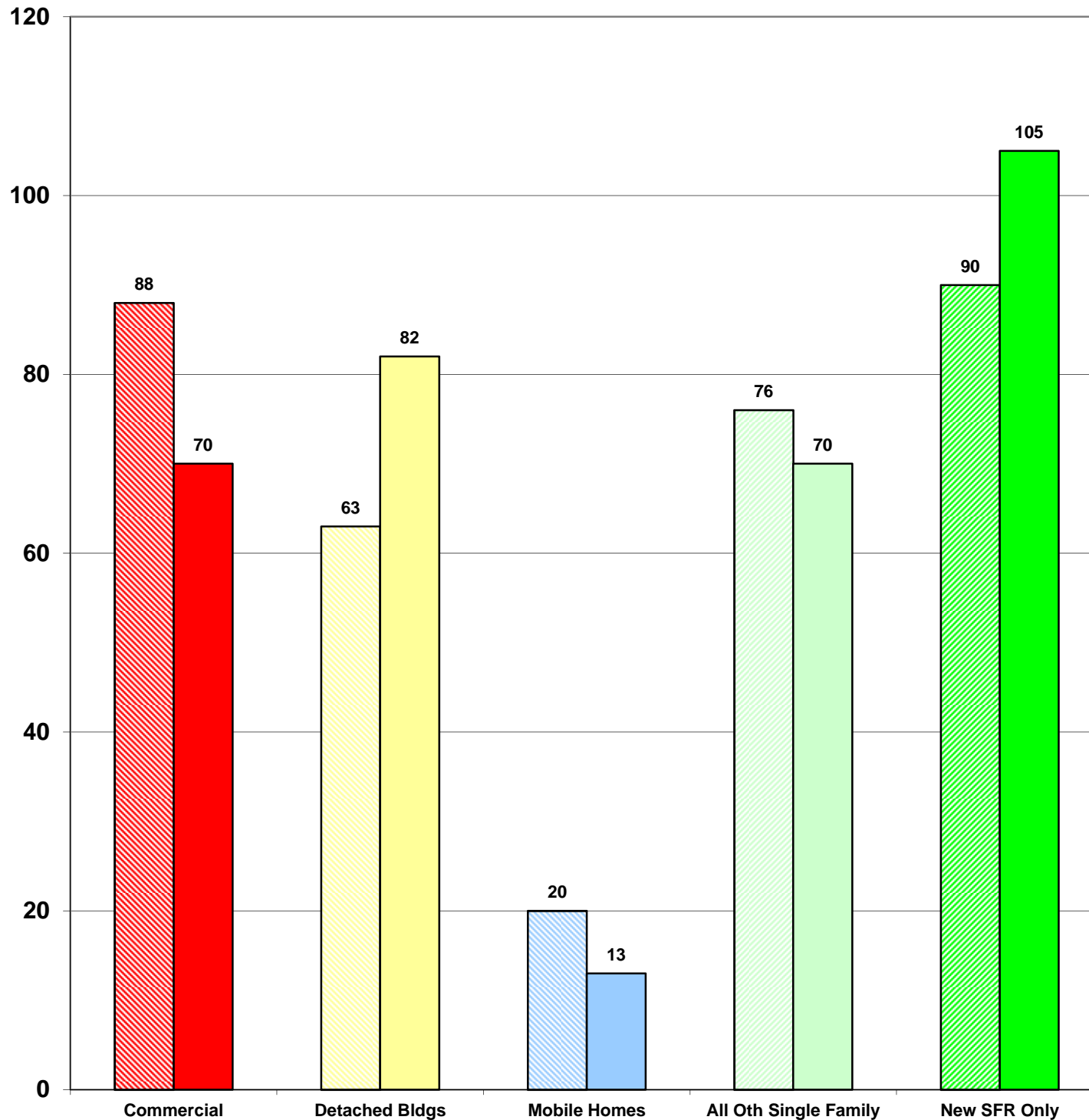
**Comparing
2013 to 2014**

**2013 337
2014 340**

**1%
Total Increase**

Stripe = 2013 Solid = 2014

**Year to Date Report
May-14**





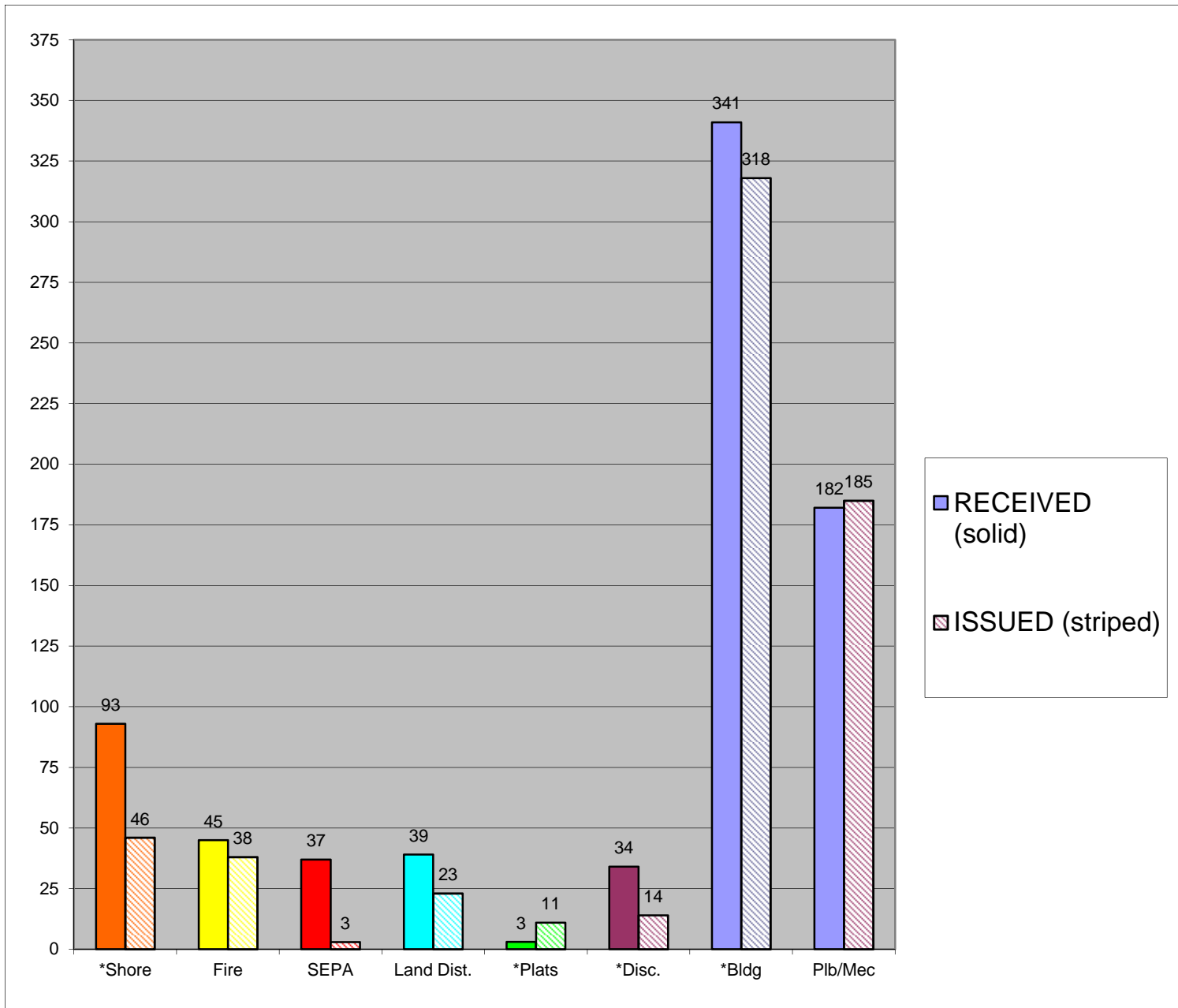
YEAR TO DATE

**CASES
 RECEIVED
 and
 ISSUED**

JAN - DEC

Stripe = Issued
Solid = Received

Year to Date Report
 May-14



*Shore = SHC, SHR, SHV, SHX
 *Plats = LSS, SSS, BSP, PUD, MDP
 *Disc = ADM, APL, CUP, NON, VAR
 *Bldg = COM, DET, MOB, SFR