

Permit Activity, November 08

WHATCOM COUNTY PLANNING & DEVELOPMENT
2008 November



CURRENT MONTH		
SINGLE FAMILY RESIDENCES	ISSUED	VALUATION
NEW - RESIDENTIAL	11	2,725,293
NEW - DUPLEX		
ADDITION/REMODEL	8	278,754
CONVERT TO LIVING		
DEMOLITION (SINGLE FAMILY)	2	40,000
MOVE TO SITE	1	26,200
REPLACE/REPAIR	2	229,240
RE-ROOF / SIDE ONLY		
TOTAL	24	\$3,299,487.00

MOBILE HOMES	ISSUED	VALUATION
NEW - MOBILE HOME	3	172,484
ADDITION TO MOB		
CONVERT TO STORAGE		
REPLACEMENT	1	32,798
TEMP MOBILE		
TOTAL	4	\$205,282.00

DETACHED BUILDINGS	ISSUED	VALUATION
NEW - AG BARN / STORAGE	5	239,408
NEW - GARAGE	3	61,200
NEW - OTHER TYPE BLDG	2	53,640
NEW - OTHER TYPE STRUCTURES		
NEW - STORAGE	3	63,288
ADDITION / REMODEL	2	37,304
CONVERT TO OTHER		
DEMOLITION (DETACHED)		
MOVE TO SITE		
REPLACE / REPAIR	2	4,900
RE-ROOF ONLY		
TOTAL	17	\$459,740.00

COMMERCIAL	ISSUED	VALUATION
NEW - 3 - 4 UNIT APARTMENTS		
NEW - 5 + UNIT APARTMENTS		
NEW - AIRPORT FACILITIES		
NEW - AMUSEMENT, SOCIAL, REC		
NEW - CHURCHES & OTH RELIGIOUS		
NEW - FIRE STATIONS / MEDIC ONE		
NEW - HOSPITALS / INSTITUTIONAL		
NEW - HOTEL / MOTEL / TOUR. CAB		
NEW - INDUSTRIAL	1	60,000
NEW - MIXED USE		
NEW - OFFICE, BANKS, PROF		
NEW - OTHER PORTABLES		
NEW - OTHER TYPE BLDGS		
NEW - OTHER TYPE STRUCTURES	5	381,300
NEW - PORTABLE CLASSROOM		
NEW - PUBLIC WORKS & UTILITY		
NEW - SCHOOLS & OTHER ED		
NEW - STORAGE BLDGS	2	327,524
NEW - STORES & CUSTOMER SERV		
NEW - WAREHOUSE		
ADDITION / REMODEL	3	524,010
CHANGE OF USE / TEN IMPROV / OCC	3	79,851
CONVERT		
DEMOLITION (COMMERCIAL)		
MOVE TO SITE		
REPLACE / REPAIR		
RE-ROOF ONLY		
TOTAL	14	\$1,372,685.00

MONTHLY TOTAL	
ISSUED	VALUATION
59	\$5,337,194.00

YEAR TO DATE	
ISSUED	VALUATION
281	66,436,230
193	11,079,289
4	192,152
39	301,235
5	120,624
33	1,144,821
7	77,498
562	\$79,351,849.33

MOB	ISSUED	VALUATION
	37	1,577,460
	34	1,332,107
	1	5,000
	72	\$2,914,567.00

DET	ISSUED	VALUATION
	72	5,006,738
	134	3,252,561
	18	264,668
	24	413,452
	29	701,410
	21	723,217
	2	8,800
	10	31,350
	1	10,000
	12	129,642
	1	4,000
	324	\$10,545,837.50

COM	ISSUED	VALUATION
	2	2,988,413
	2	2,330,000
	1	1,750,000
	1	225,635
	6	2,194,000
	4	448,583
	1	53,902
	4	1,205,448
	49	11,438,604
	1	150,000
	6	1,024,107
	1	11,189
	2	2,425,882
	20	6,951,423
	12	342,851
	1	-
	3	36,000
	3	128,000
	10	2,406,000
	3	192,000
	132	\$36,302,037.18

YEARLY TOTAL	
ISSUED	VALUATION
1,090	\$129,114,291.01



YEAR TO DATE

**BLDG PERMITS
 VALUATION**

in thousands

November

**Comparing
 2007 to 2008**

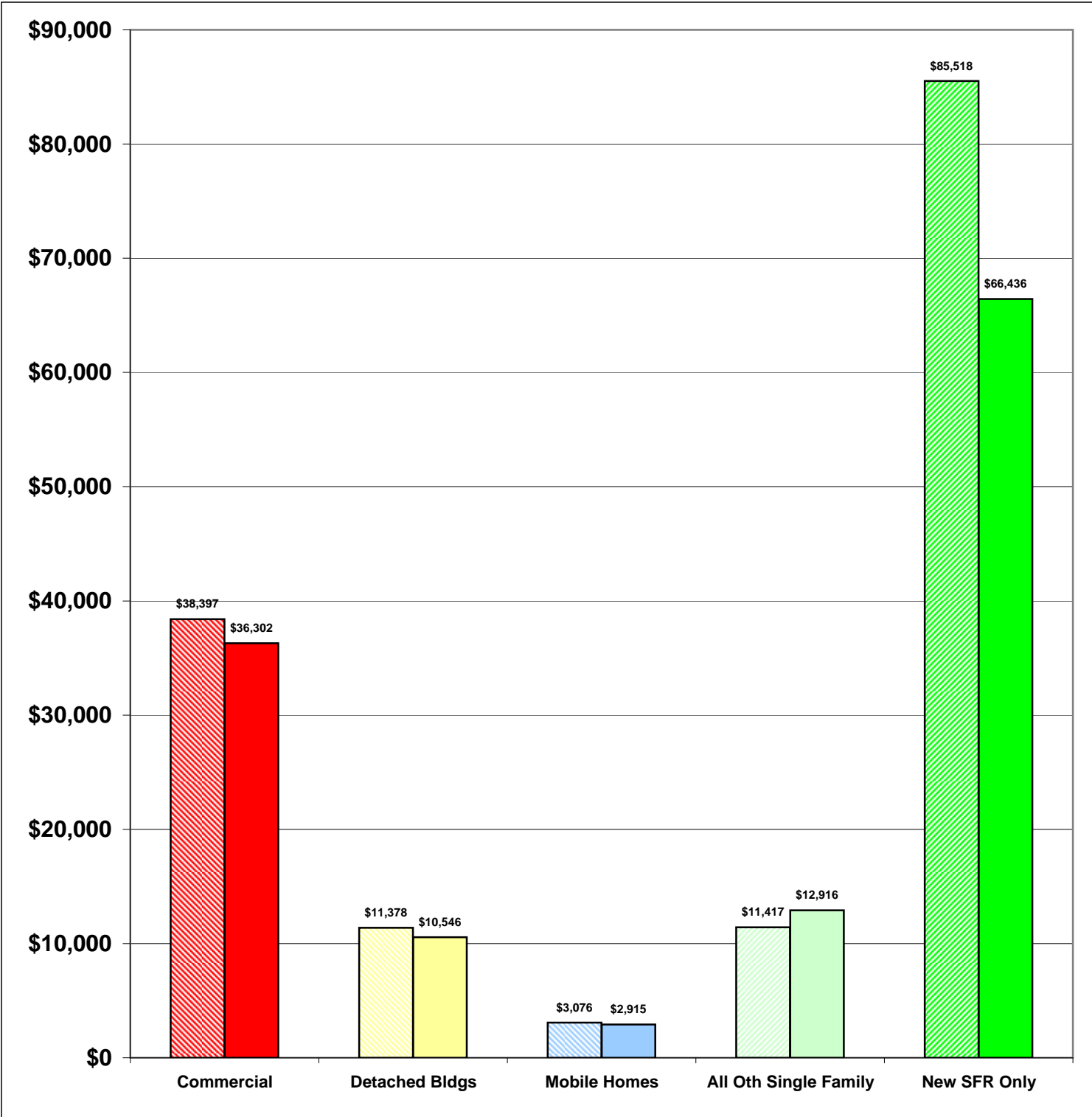
**2007 \$149,786
 2008 \$129,115**

-14%

Total Increase

Stripe = 07 Solid = 08

Year to Date Valuation Report
 November-08





BLDG PERMITS ISSUED

November

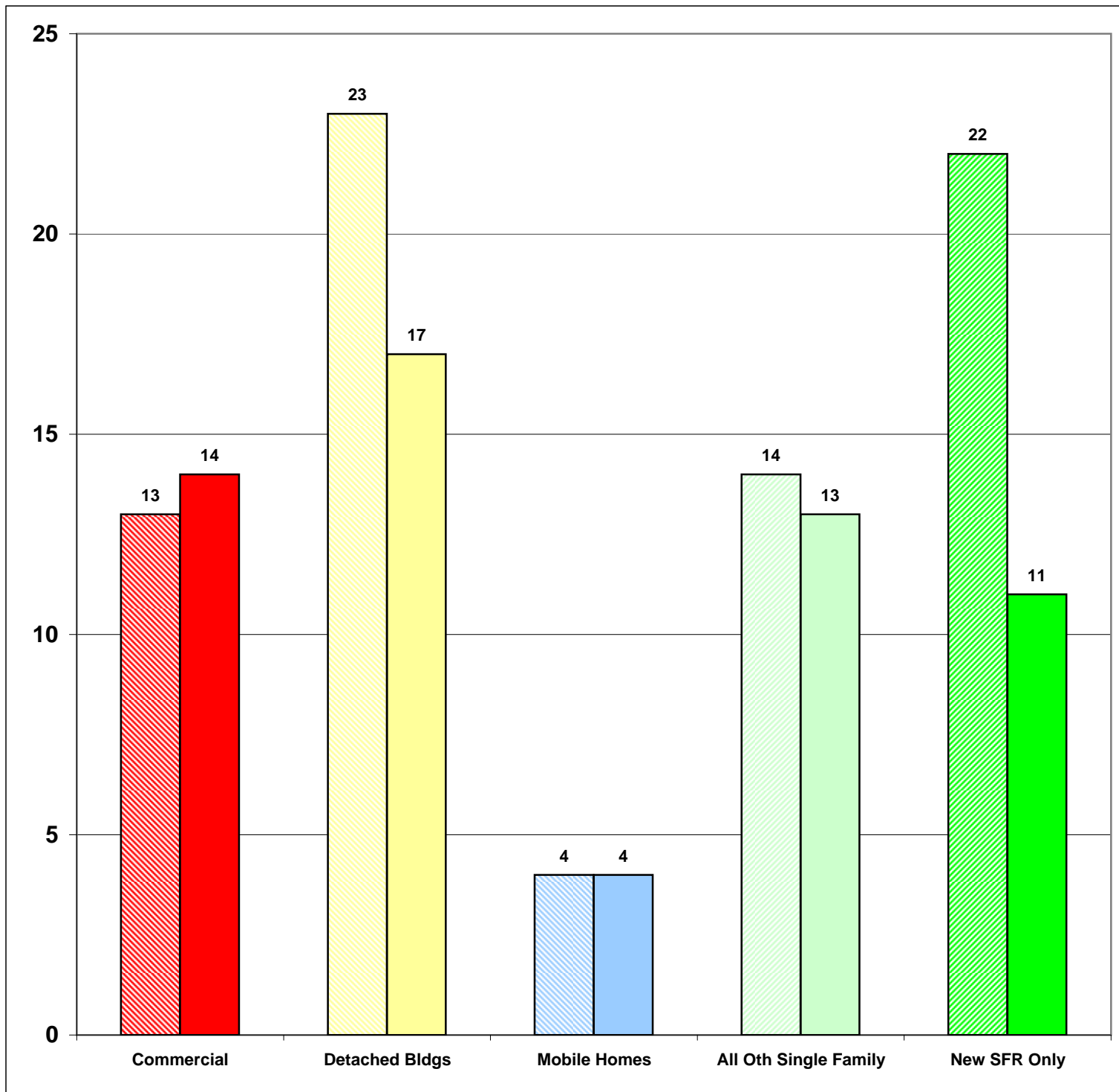
Comparing
2007 to 2008

Nov-07	76
Nov-08	59

-22%

Total Increase

Stripe = 07 Solid = 08



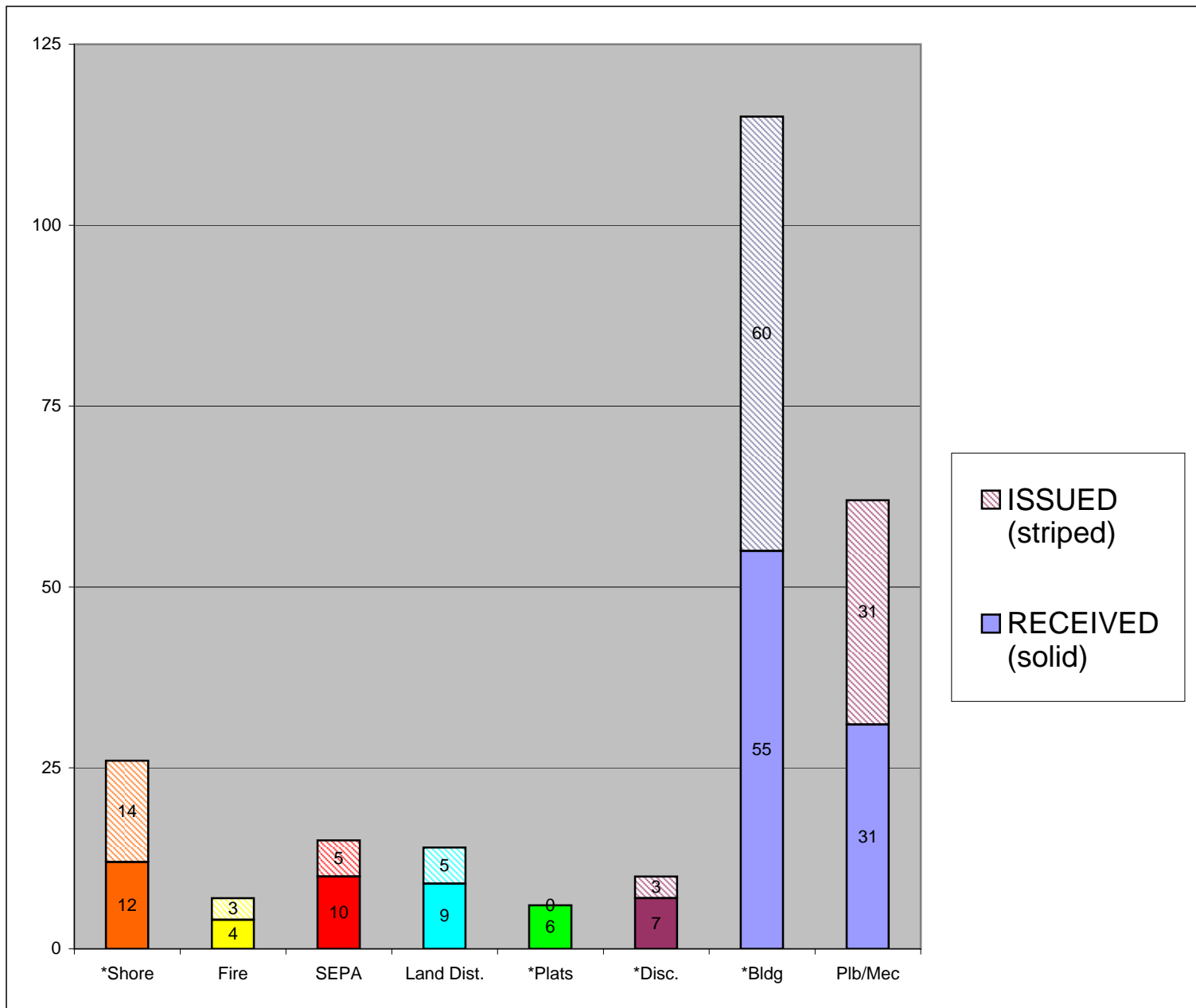


**CASES
 RECEIVED
 and
 ISSUED**

November

Stripe = Issued
Solid = Received

Monthly Permit Report
 November-08



*Shore = SHC, SHR, SHV, SHX
 *Plats = LSS, SSS, BSP, PUD, MDP
 *Disc = ADM, APL, CUP, NON, VAR
 *Bldg = COM, DET, MOB, SFR



YEAR TO DATE

**BLDG PERMITS
 ISSUED**

JAN - NOV

**Comparing
 2007 to 2008**

2007 1343

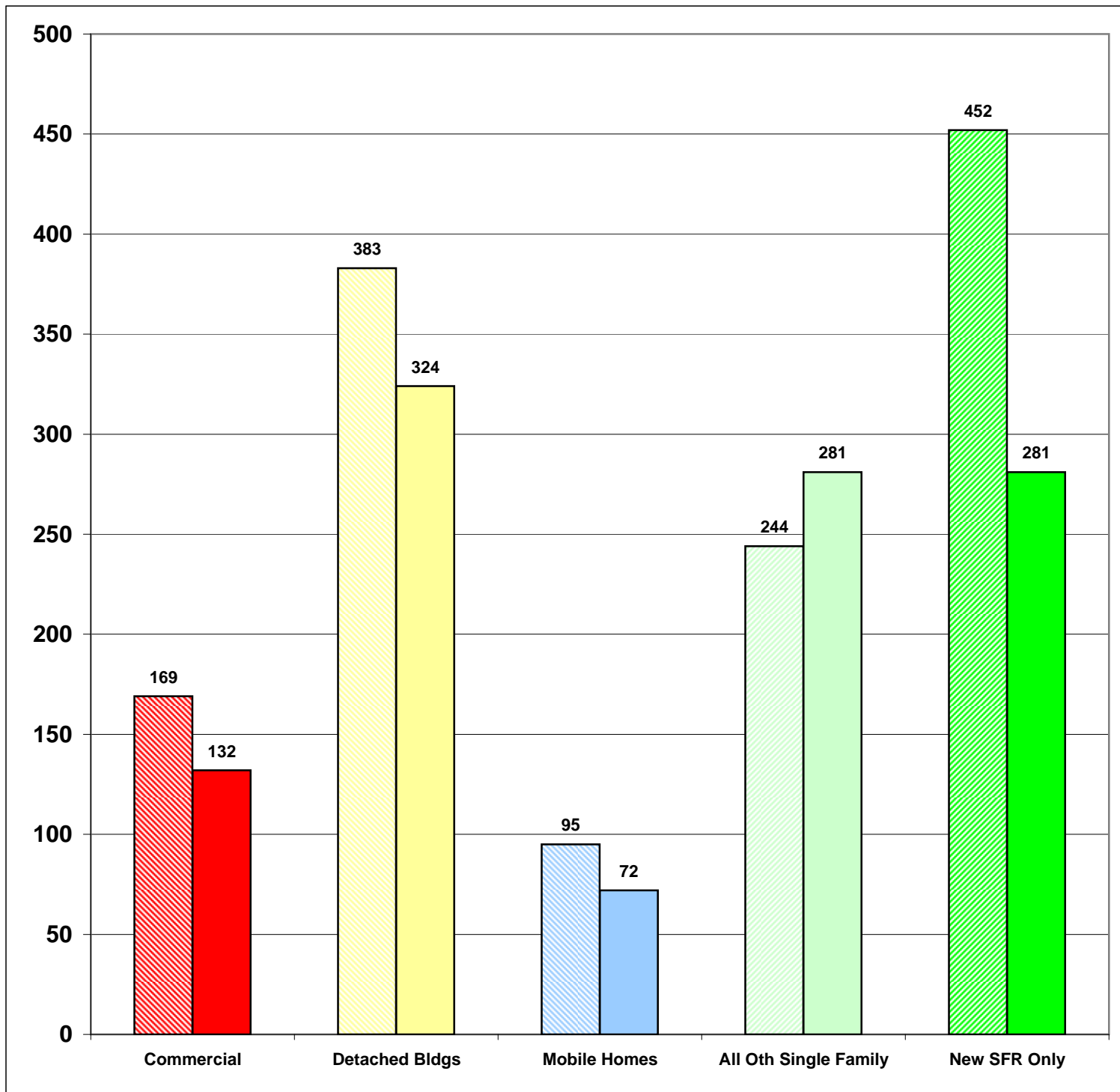
2008 1090

-19%

Total Increase

Stripe = 07 Solid = 08

Year to Date Report
 November-08





YEAR TO DATE

**BLDG PERMITS
APPLIED FOR**

JAN - NOV

**Comparing
2007 to 2008**

2007 1354

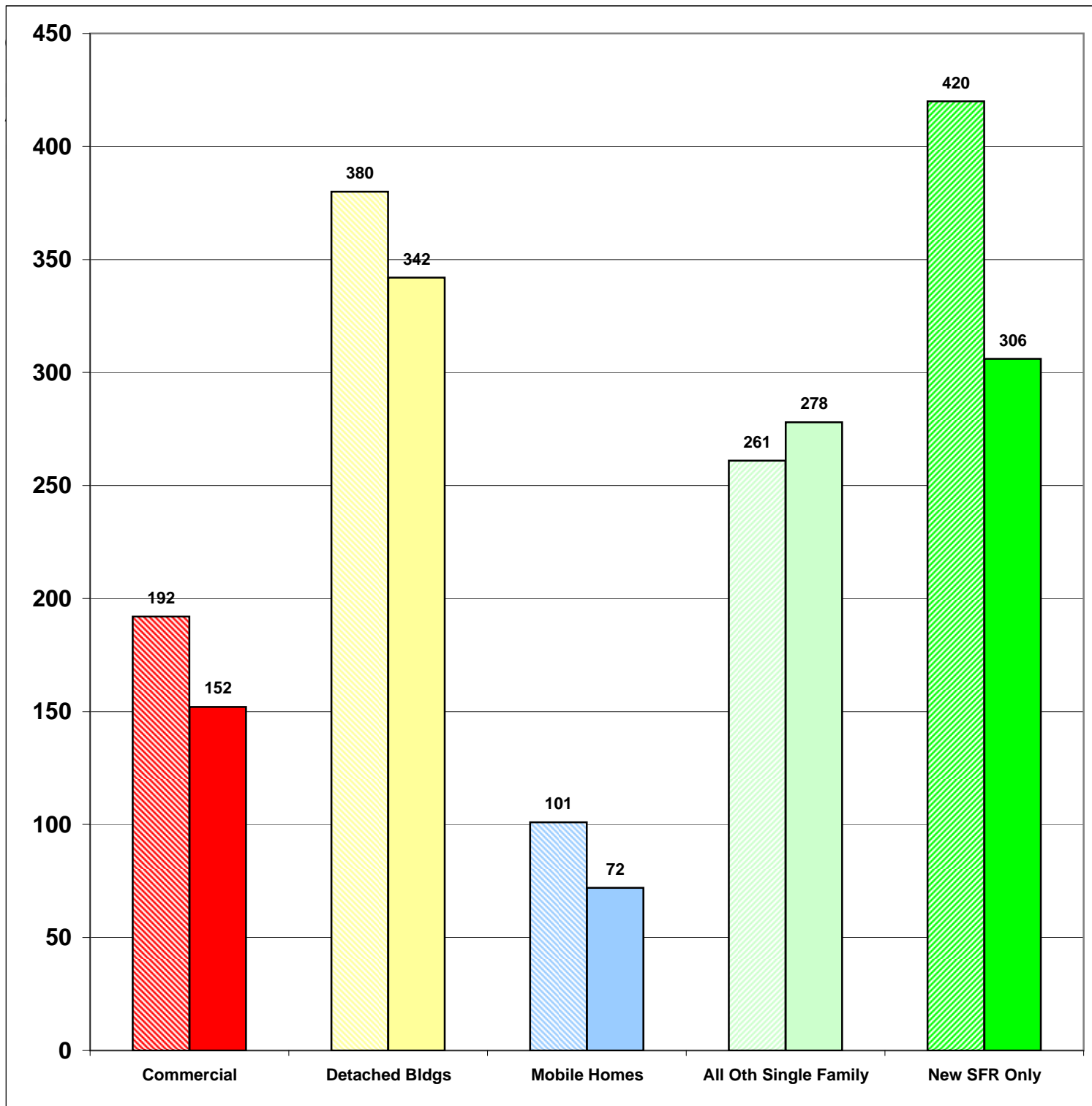
2008 1150

-15%

Total Increase

Stripe = 07 Solid = 08

**Year to Date Report
November-08**





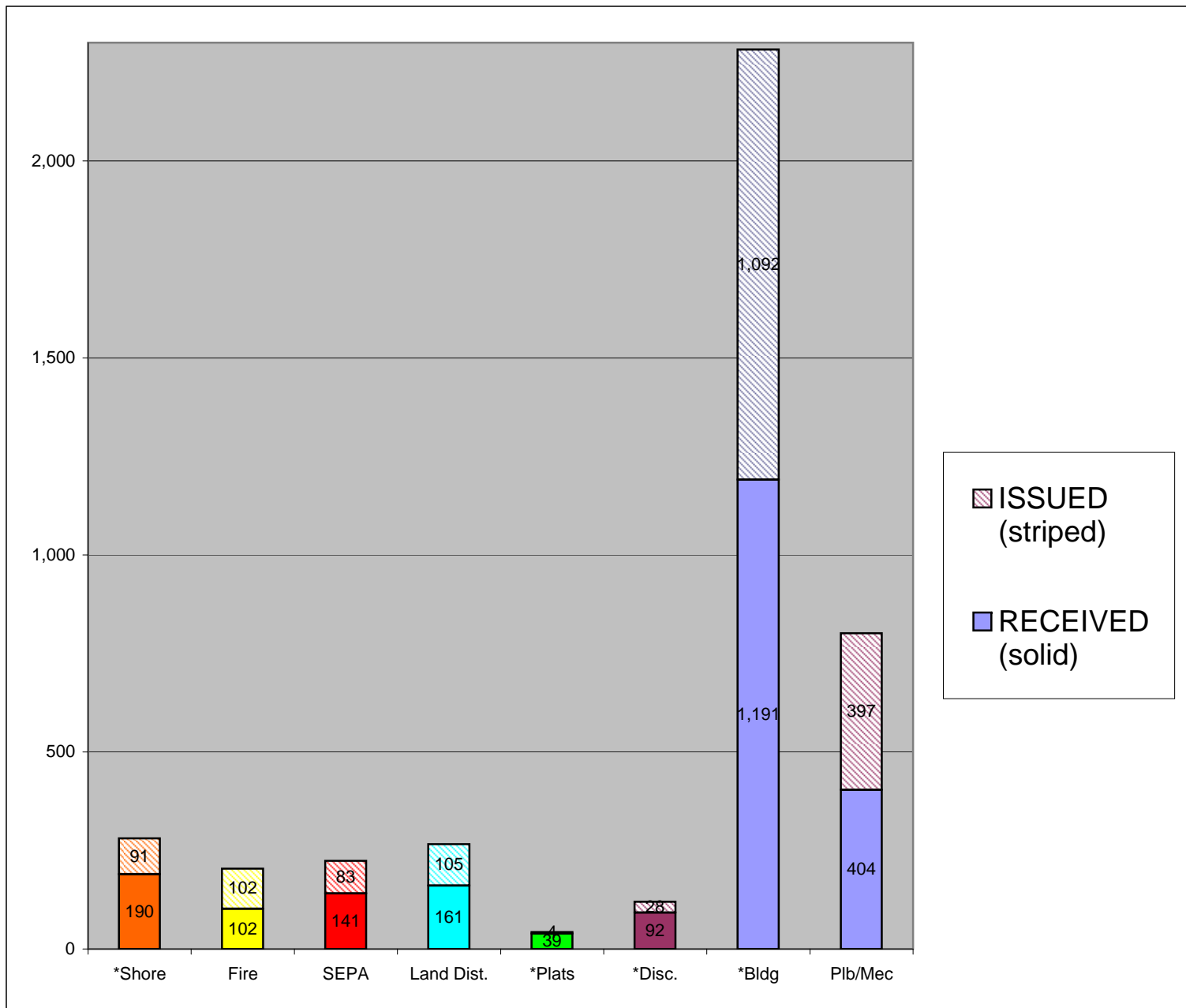
YEAR TO DATE

**CASES
 RECEIVED
 and
 ISSUED**

JAN - NOV

Stripe = Issued
Solid = Received

Year to Date Report
 November-08



*Shore = SHC, SHR, SHV, SHX
 *Plats = LSS, SSS, BSP, PUD, MDP
 *Disc = ADM, APL, CUP, NON, VAR
 *Bldg = COM, DET, MOB, SFR