

Permit Activity, November 09

WHATCOM COUNTY PLANNING & DEVELOPMENT
2009 November



CURRENT MONTH		
SINGLE FAMILY RESIDENCES	ISSUED	VALUATION
NEW - RESIDENTIAL	7	2,318,055
NEW - DUPLEX		
ADDITION/REMODEL	6	316,660
CONVERT TO LIVING		
DEMOLITION (SINGLE FAMILY)		
MOVE TO SITE		
REPLACE/REPAIR		
RE-ROOF / SIDE ONLY	1	2,025
TOTAL	14	\$2,636,740.00

MOBILE HOMES	ISSUED	VALUATION
NEW - MOBILE HOME	5	120,201
ADDITION TO MOB		
CONVERT TO STORAGE		
REPLACEMENT	3	145,805
TEMP MOBILE		
TOTAL	8	\$266,006.00

DETACHED BUILDINGS	ISSUED	VALUATION
NEW - AG BARN / STORAGE	3	120,420
NEW - GARAGE	4	128,220
NEW - OTHER TYPE BLDGS		
NEW - OTHER TYPE STRUCTURES	2	54,156
NEW - STORAGE	1	8,640
ADDITION / REMODEL	1	5,600
CONVERT TO OTHER		
DEMOLITION (DETACHED)		
MOVE TO SITE		
REPLACE / REPAIR		
RE-ROOF ONLY		
TOTAL	11	\$317,036.00

COMMERCIAL	ISSUED	VALUATION
NEW - 3 - 4 UNIT APARTMENTS		
NEW - 5 + UNIT APARTMENTS		
NEW - AIRPORT FACILITIES		
NEW - AMUSEMENT, SOCIAL, REC		
NEW - CHURCHES & OTH RELIGIOUS		
NEW - FIRE STATIONS / MEDIC ONE		
NEW - HOSPITALS / INSTITUTIONAL		
NEW - HOTEL / MOTEL / TOUR. CAB		
NEW - INDUSTRIAL	1	200,000
NEW - MIXED USE		
NEW - OFFICE, BANKS, PROF		
NEW - OTHER PORTABLES		
NEW - OTHER TYPE BLDGS		
NEW - OTHER TYPE STRUCTURES	5	1,199,000
NEW - PORTABLE CLASSROOM		
NEW - PUBLIC WORKS & UTILITY		
NEW - SCHOOLS & OTHER ED		
NEW - STORAGE BLDGS	1	412,224
NEW - STORES & CUSTOMER SERV		
NEW - WAREHOUSE		
ADDITION / REMODEL	3	167,567
CHANGE OF USE / TEN IMPROV / OCC	1	2,500
CONVERT	1	3,000
DEMOLITION (COMMERCIAL)		
MOVE TO SITE		
REPLACE / REPAIR	1	-
RE-ROOF ONLY		
TOTAL	13	\$1,984,291.00

MONTHLY TOTAL	
ISSUED	VALUATION
46	\$5,204,073.00

YEAR TO DATE	
ISSUED	VALUATION
194	40,663,001
141	8,755,310
6	467,217
17	96,800
19	581,498
4	58,687
381	\$50,622,512.90

MOB	ISSUED	VALUATION
	33	1,245,441
	23	1,056,479
	1	47,740
	57	\$2,349,660.00

DET	ISSUED	VALUATION
	53	2,254,607
	74	2,127,464
	16	674,153
	18	299,430
	22	593,520
	14	198,426
	1	10,000
	15	612,450
	2	15,650
	10	203,815
	225	\$6,989,515.28

COM	ISSUED	VALUATION
	1	155,043
	1	569,360
	1	24,420
	1	79,200
	10	22,291,399
	2	15,604,488
	6	2,135,241
	9	3,435,172
	47	4,600,099
	1	120,000
	1	20,000
	1	238,000
	11	2,758,220
	5	6,985,786
	20	1,216,371
	10	2,688,991
	1	3,000
	4	104,696
	1	3,550
	11	201,088
	1	30,000
	145	\$63,264,124.89

YEARLY TOTAL	
ISSUED	VALUATION
808	\$123,225,813.07



YEAR TO DATE

**BLDG PERMITS
 VALUATION**

in thousands

JAN - NOV

**Comparing
 2008 to 2009**

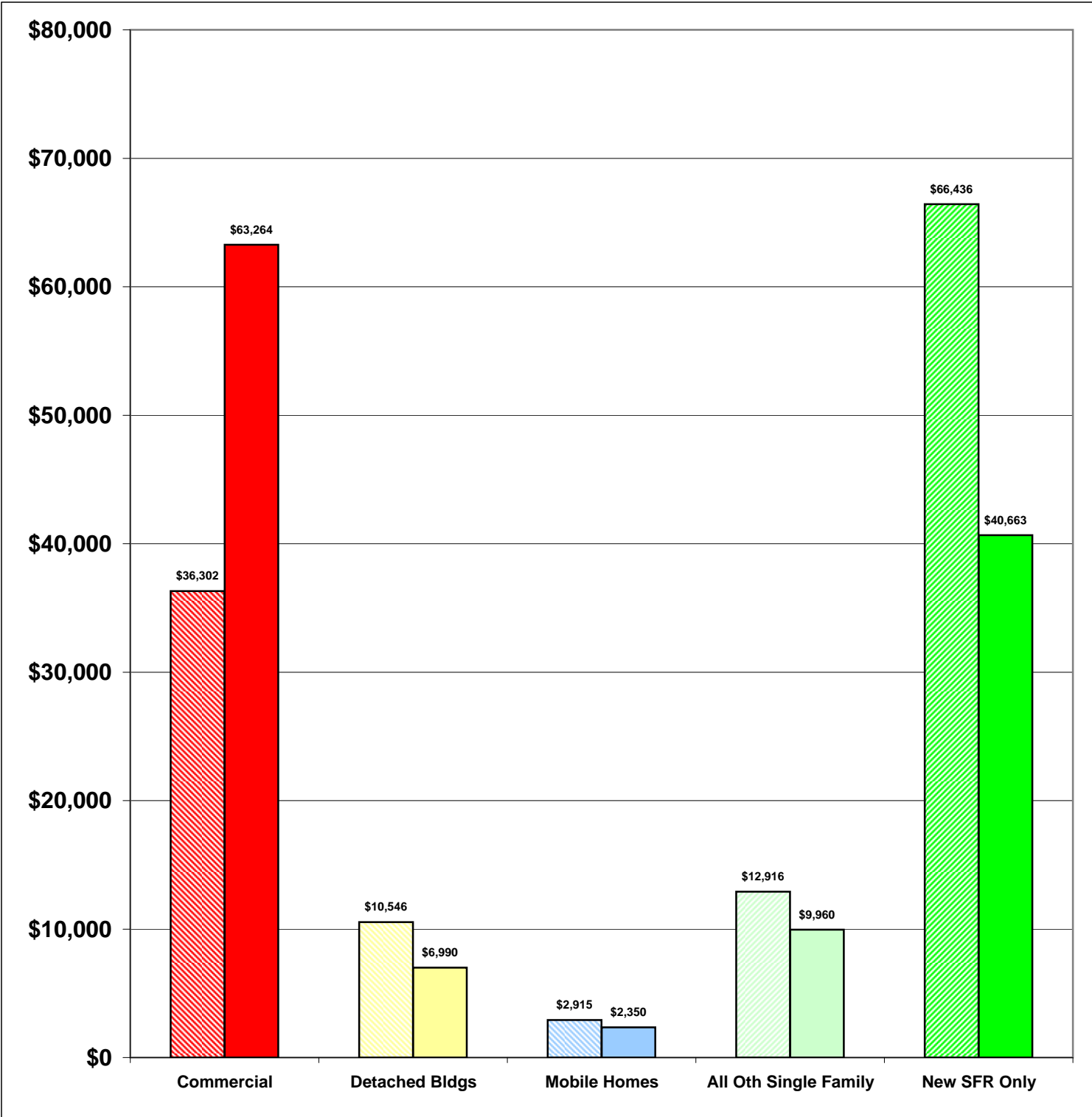
**2008 \$129,115
 2009 \$123,227**

-5%

Total Increase

Stripe = 08 Solid = 09

Year to Date Valuation Report
 November-09





BLDG PERMITS ISSUED

November

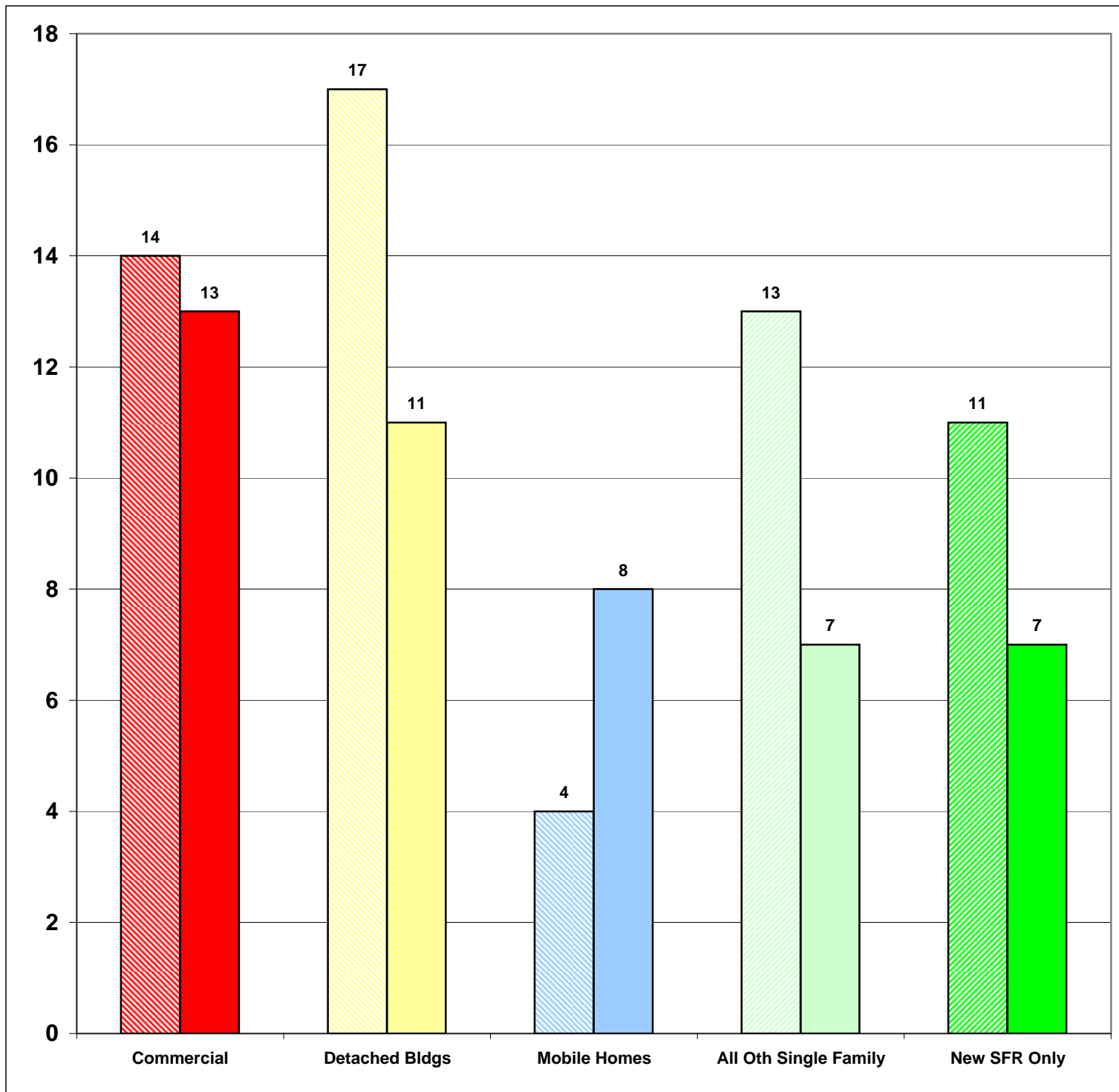
Comparing
2008 to 2009

Nov-08 59
Nov-09 46

-22%

Total Increase

Stripe = 08 Solid = 09



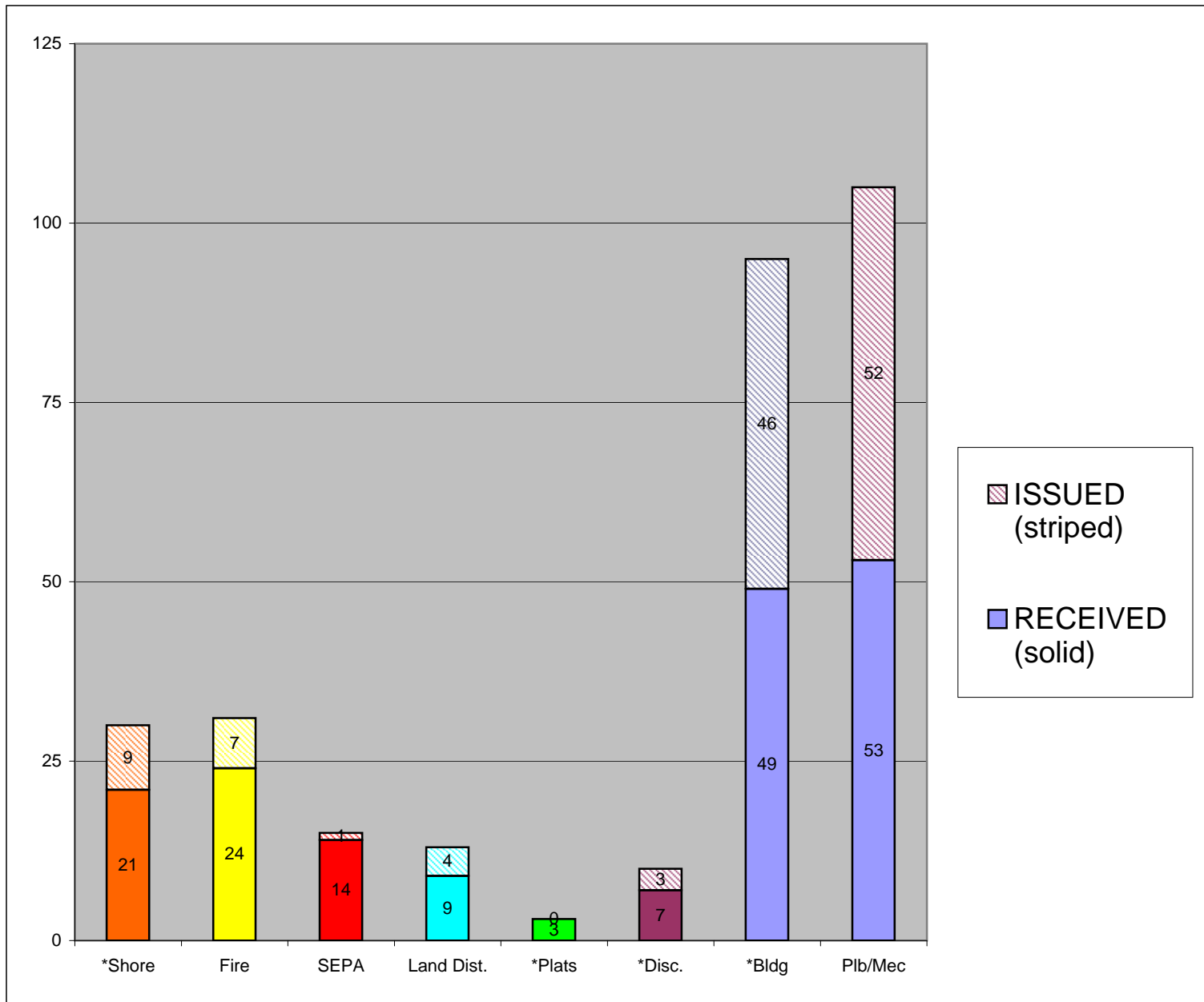


**CASES
 RECEIVED
 and
 ISSUED**

November

Stripe = Issued
Solid = Received

Monthly Permit Report
 November-09



*Shore = SHC, SHR, SHV, SHX
 *Plats = LSS, SSS, BSP, PUD, MDP
 *Disc = ADM, APL, CUP, NON, VAR
 *Bldg = COM, DET, MOB, SFR



YEAR TO DATE

**BLDG PERMITS
 ISSUED**

JAN - NOV

**Comparing
 2008 to 2009**

2008 1090

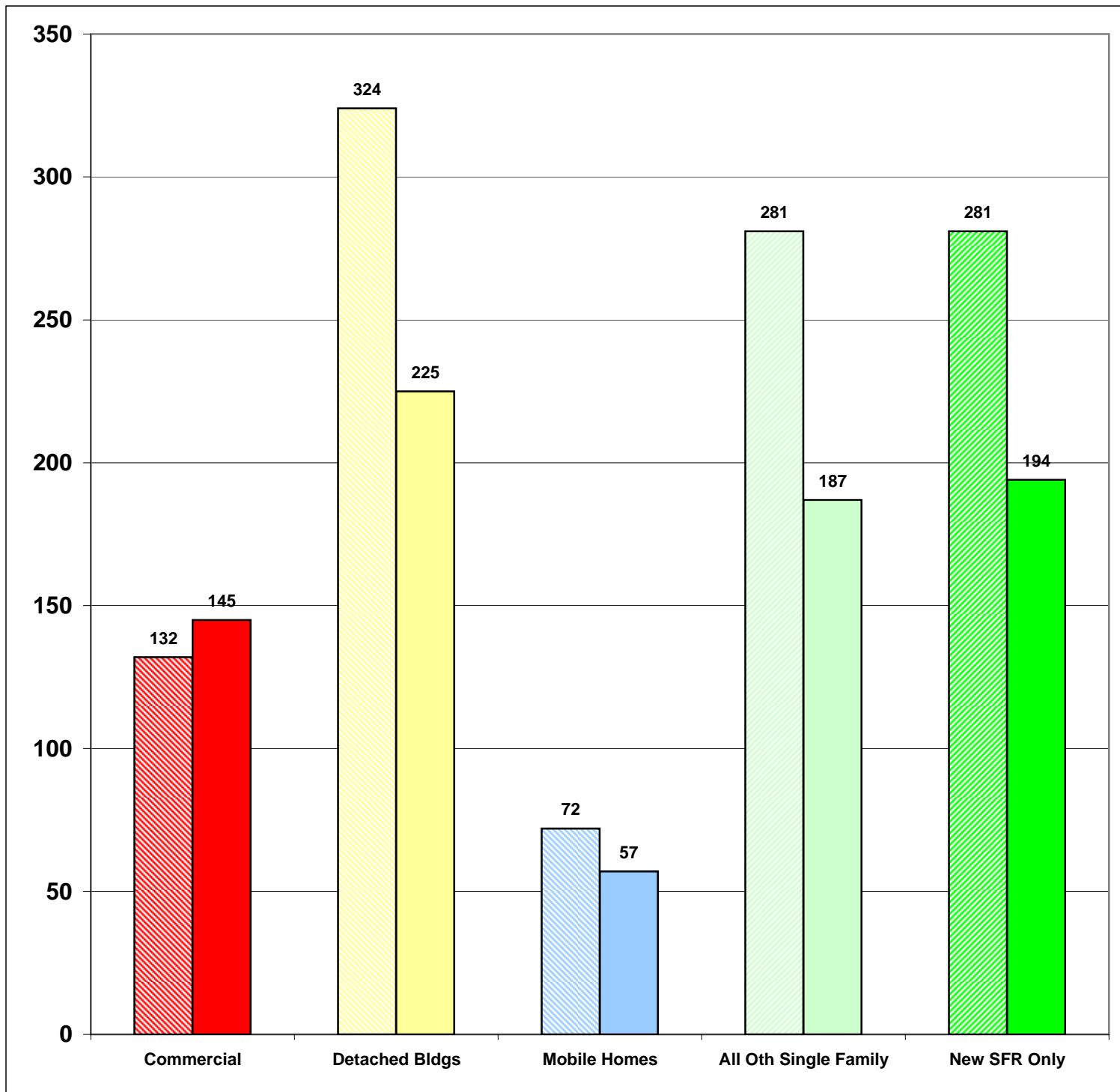
2009 808

-26%

Total Increase

Stripe = 08 Solid = 09

Year to Date Report
 November-09





YEAR TO DATE

**BLDG PERMITS
 APPLIED FOR**

JAN - NOV

**Comparing
 2008 to 2009**

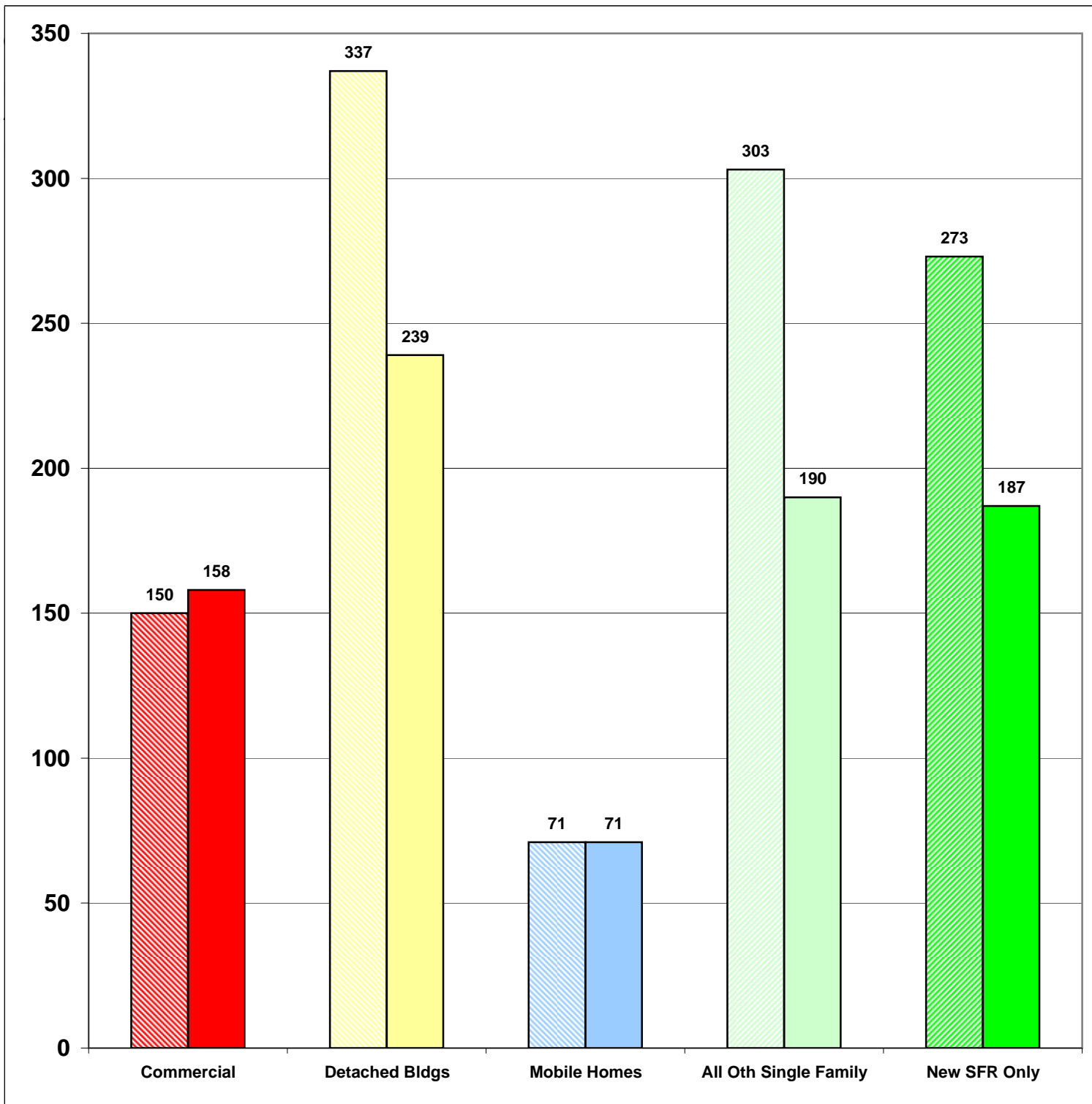
2008	1134
2009	845

-25%

Total Increase

Stripe = 08 Solid = 09

Year to Date Report
 November-09





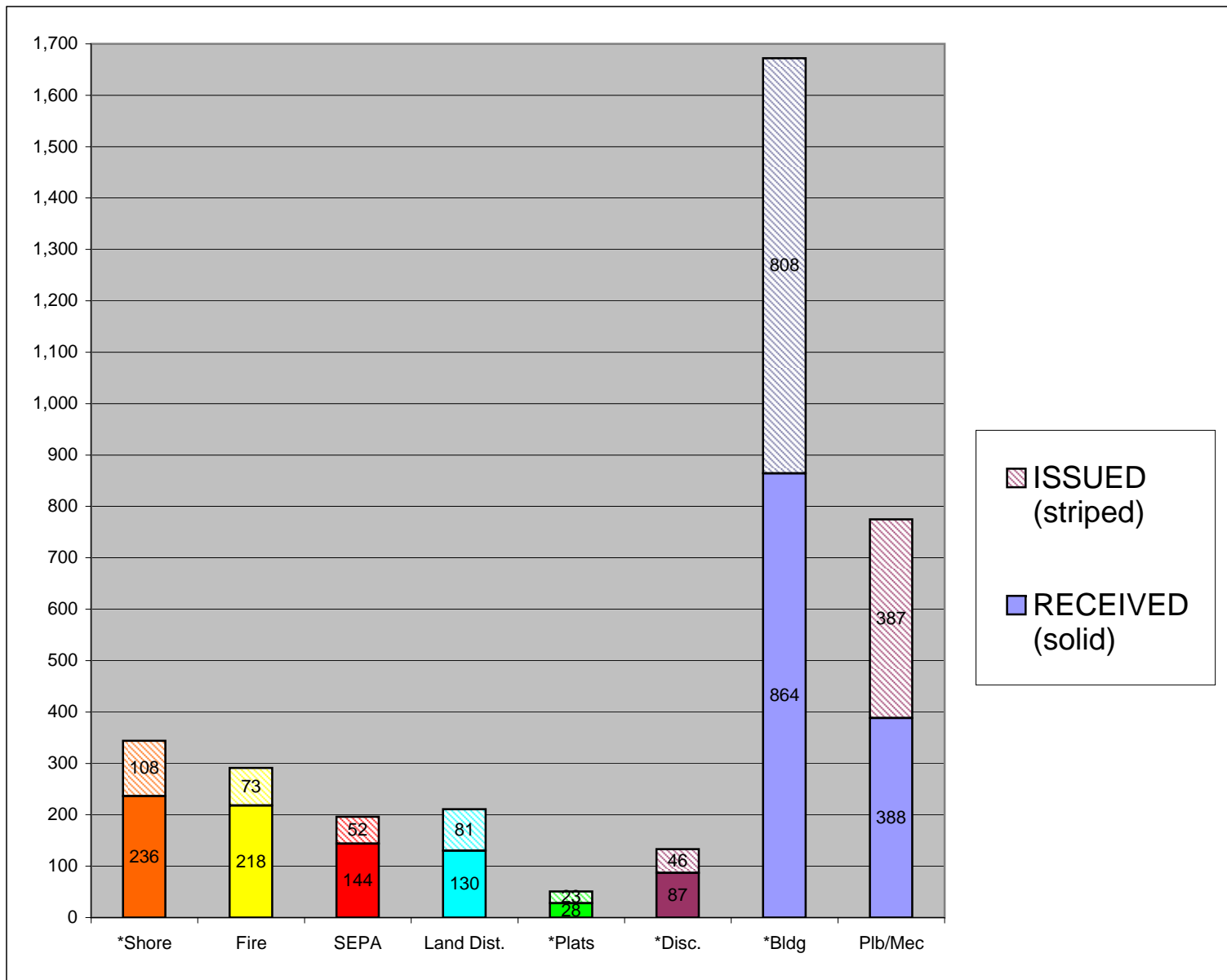
YEAR TO DATE

CASES

**RECEIVED
and
ISSUED**

JAN - NOV

Stripe = Issued
Solid = Received



- *Shore = SHC, SHR, SHV, SHX
- *Plats = LSS, SSS, BSP, PUD, MDP
- *Disc = ADM, APL, CUP, NON, VAR
- *Bldg = COM, DET, MOB, SFR