

Permit Activity, November 10

WHATCOM COUNTY PLANNING & DEVELOPMENT
2010 November



CURRENT MONTH		
SINGLE FAMILY RESIDENCES	ISSUED	VALUATION
NEW - RESIDENTIAL	9	1,682,652
NEW - DUPLEX		
ADDITION/REMODEL	8	466,089
CONVERT TO LIVING	1	72,880
DEMOLITION (SINGLE FAMILY)		
MOVE TO SITE		
REPLACE/REPAIR	2	36,048
RE-ROOF / SIDE ONLY		
TOTAL	20	\$2,257,669.00

MOBILE HOMES	ISSUED	VALUATION
NEW - MOBILE HOME	5	104,002
ADDITION TO MOB		
CONVERT TO STORAGE		
REPLACEMENT	2	74,480
TEMP MOBILE		
TOTAL	7	\$178,482.00

DETACHED BUILDINGS	ISSUED	VALUATION
NEW - AG BARN / STORAGE	5	81,790
NEW - GARAGE	5	84,780
NEW - OTHER TYPE BLDG		
NEW - OTHER TYPE STRUCTURES	2	228,960
NEW - STORAGE	5	105,120
ADDITION / REMODEL	3	22,920
CONVERT TO OTHER		
DEMOLITION (DETACHED)		
MOVE TO SITE		
REPLACE / REPAIR		
RE-ROOF ONLY		
TOTAL	20	\$523,570.00

COMMERCIAL	ISSUED	VALUATION
NEW - 3 - 4 UNIT APARTMENTS		
NEW - 5 + UNIT APARTMENTS		
NEW - AIRPORT FACILITIES		
NEW - AMUSEMENT, SOCIAL, REC		
NEW - CHURCHES & OTH RELIGIOUS	1	2,593,435
NEW - FIRE STATIONS / MEDIC ONE		
NEW - HOSPITALS / INSTITUTIONAL		
NEW - HOTEL / MOTEL / TOUR. CAB		
NEW - INDUSTRIAL	5	3,571,000
NEW - MIXED USE	1	736,980
NEW - OFFICE, BANKS, PROF		
NEW - OTHER PORTABLES		
NEW - OTHER TYPE BLDGS		
NEW - OTHER TYPE STRUCTURES	5	33,409
NEW - PORTABLE CLASSROOM		
NEW - PUBLIC WORKS & UTILITY		
NEW - SCHOOLS & OTHER ED		
NEW - STORAGE BLDGS		
NEW - STORES & CUSTOMER SERV		
NEW - WAREHOUSE		
ADDITION / REMODEL	6	7,285,199
CHANGE OF USE / TEN IMPROV / OCC		
CONVERT	1	-
DEMOLITION (COMMERCIAL)		
MOVE TO SITE		
REPLACE / REPAIR	1	10,000
RE-ROOF ONLY		
TOTAL	20	\$14,230,023.39

MONTHLY TOTAL	
ISSUED	VALUATION
67	\$17,189,744.39

YEAR TO DATE	
ISSUED	VALUATION
181	42,461,885
2	345,156
172	9,440,547
9	397,237
24	150,370
4	110,750
21	1,498,608
4	30,962
417	\$54,435,515.50

MOB	ISSUED	VALUATION
42	1,784,233	
20	656,385	
1	8,081	
63	\$2,448,699.00	

DET	ISSUED	VALUATION
53	2,454,852	
71	2,261,932	
7	283,580	
28	557,503	
21	549,895	
22	464,480	
1	6,720	
19	71,250	
8	78,220	
230	\$6,728,432.00	

COM	ISSUED	VALUATION
3	902,746	
1	6,455,305	
1	100,000	
1	375,000	
1	2,593,435	
4	725,784	
16	5,771,699	
2	1,272,045	
3	438,524	
1	125,000	
6	1,126,292	
56	10,638,887	
1	20,000	
8	1,302,442	
31	10,520,166	
20	461,579	
5	724,105	
8	49,400	
16	1,909,641	
3	39,714	
187	\$45,551,764.72	

YEARLY TOTAL	
ISSUED	VALUATION
897	\$109,164,411.22



YEAR TO DATE

**BLDG PERMITS
 VALUATION**

in thousands

JAN - NOV

Comparing
 2009 to 2010

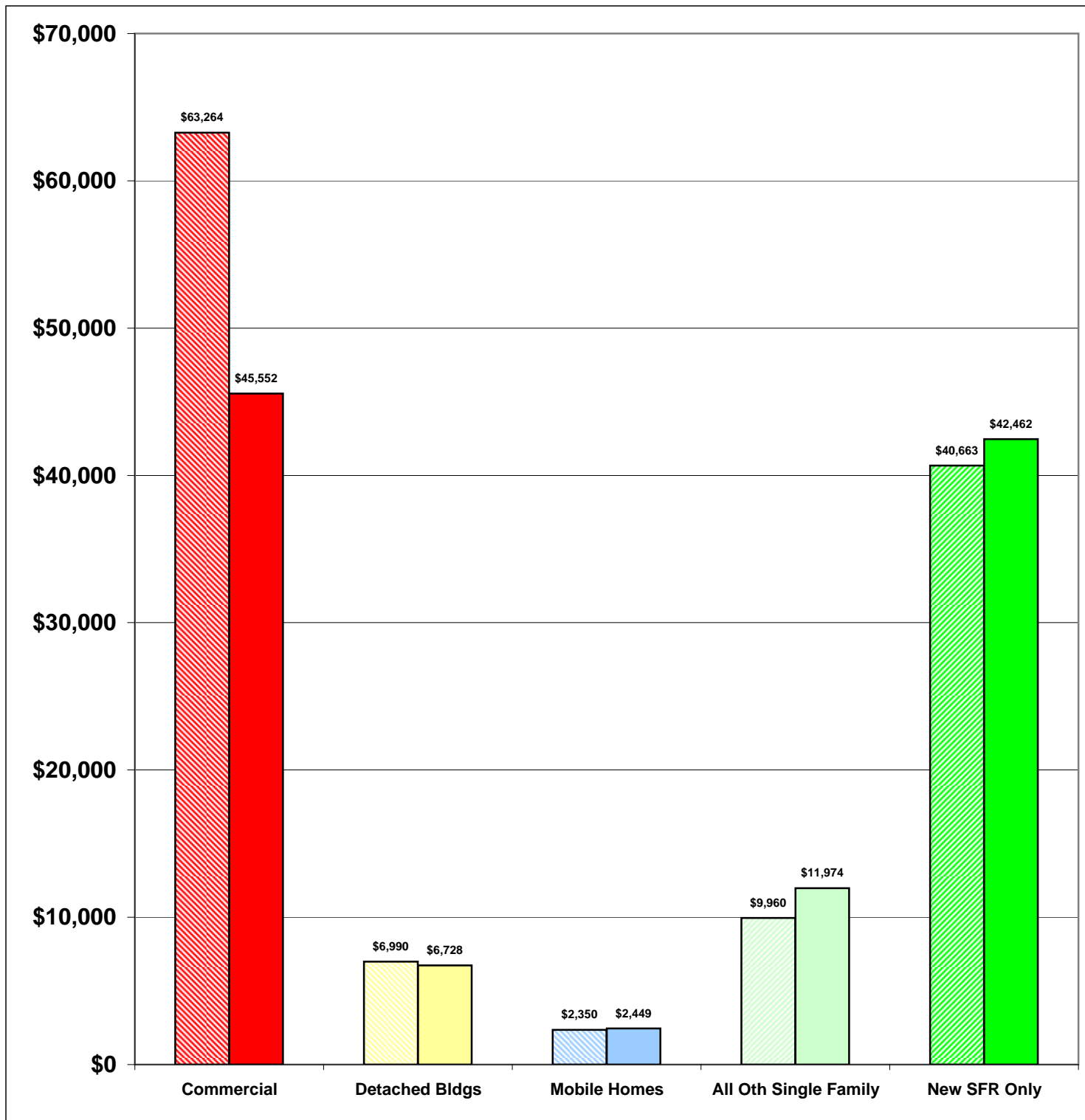
2009 \$123,227
2010 \$109,165

-11%

Total Increase

Stripe = 09 Solid = 10

Year to Date Valuation Report
 November-10





BLDG PERMITS ISSUED

NOV

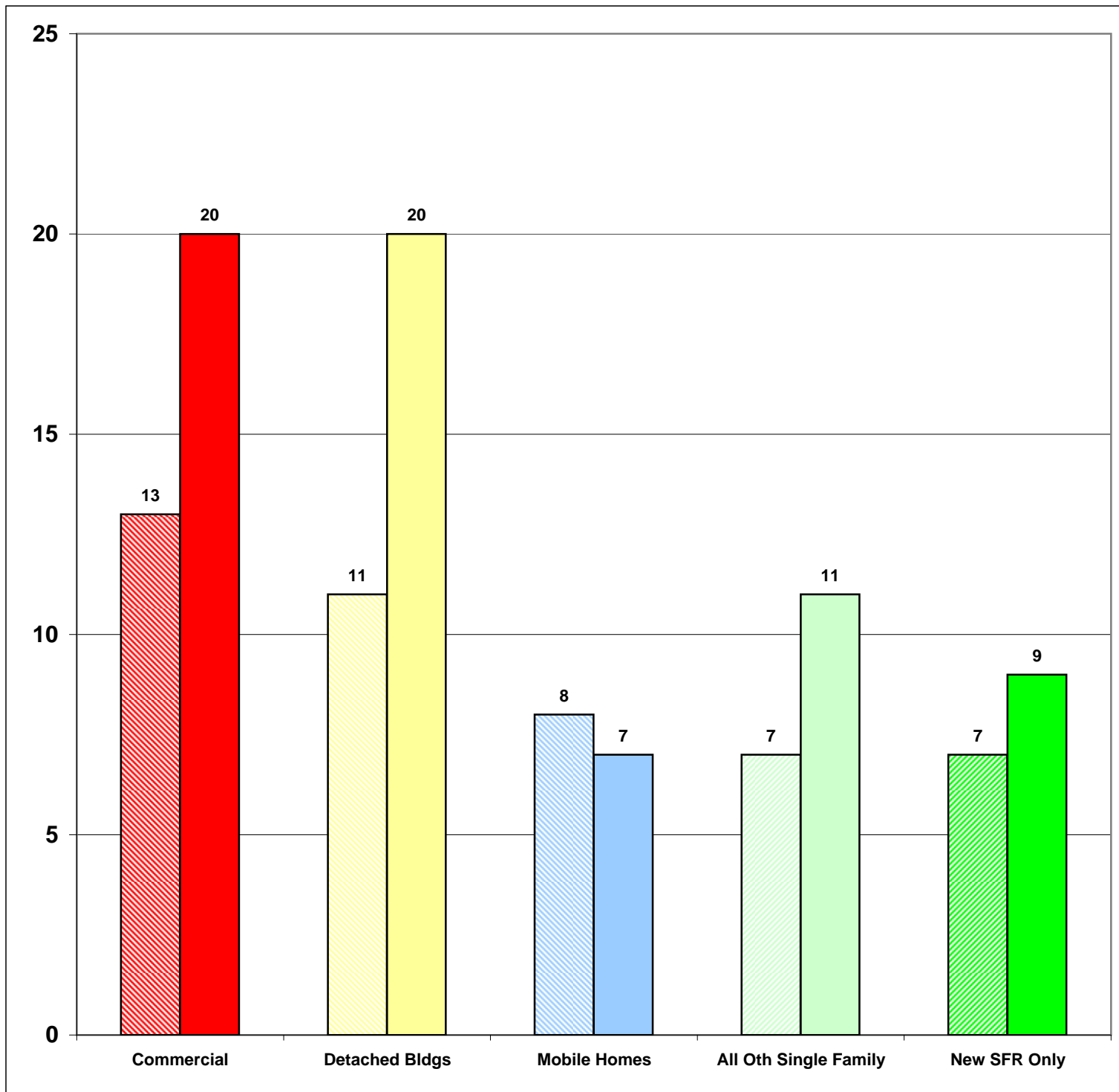
Comparing
2009 to 2010

Nov-09 46
Nov-10 67

46%
Total Increase

Stripe = 09 Solid = 10

Monthly Report
November-10



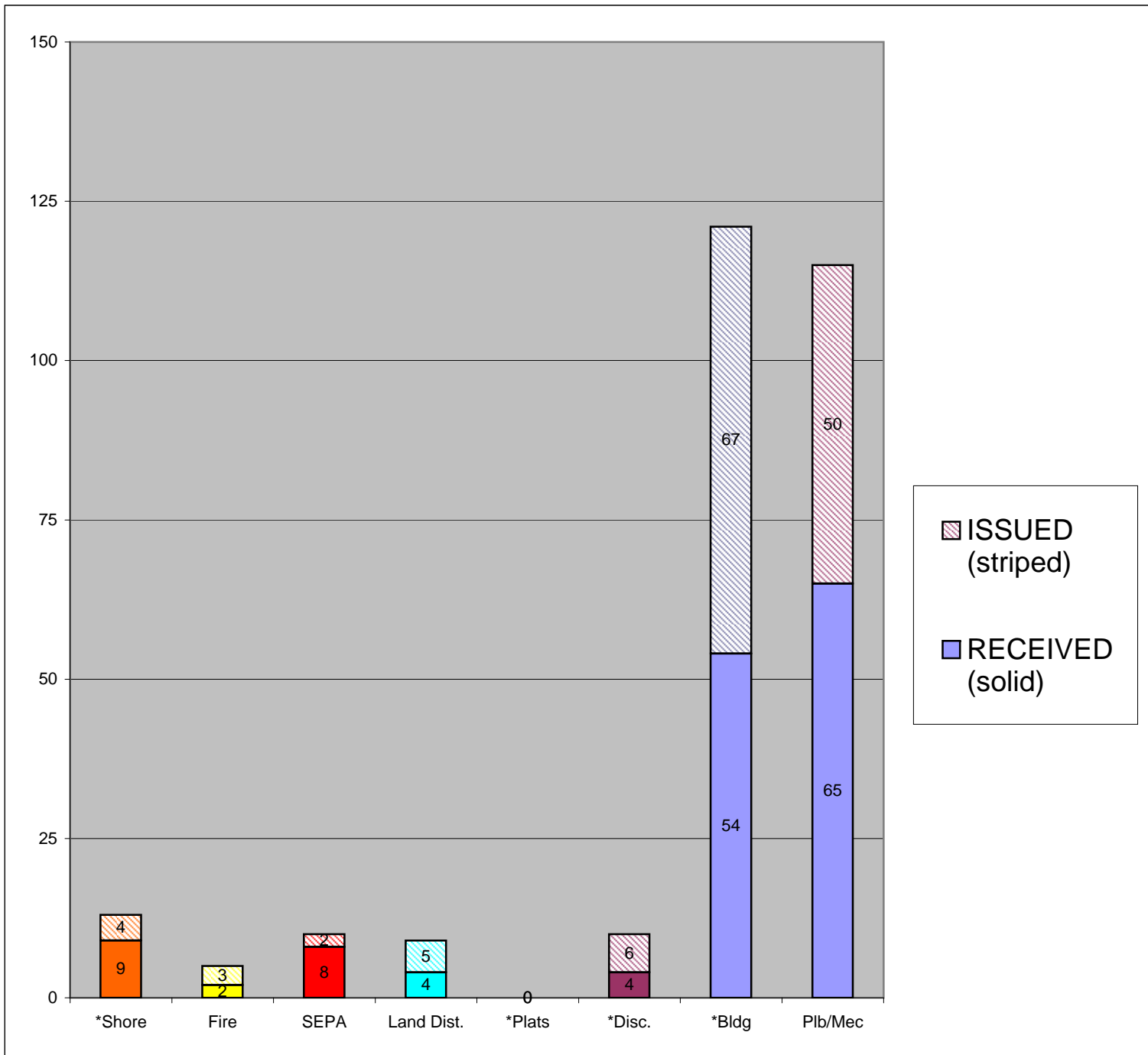


**CASES
 RECEIVED
 and
 ISSUED**

NOV

Stripe = Issued
Solid = Received

Monthly Permit Report
 November-10



*Disc = ADM, APL, CUP, NON, VAR

*Bldg = COM, DET, MOB, SFR



YEAR TO DATE

**BLDG PERMITS
 ISSUED**

JAN - NOV

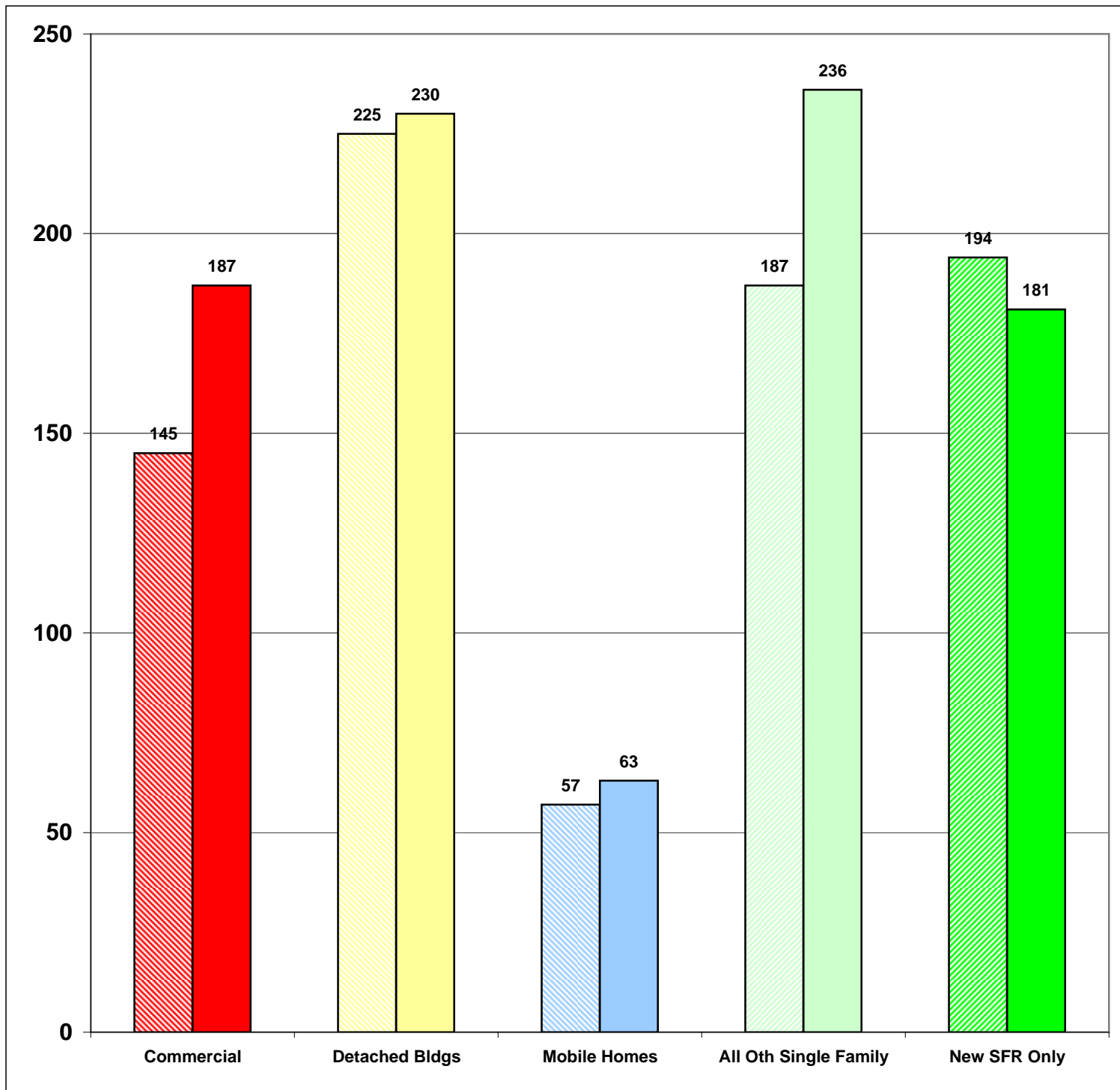
**Comparing
 2009 to 2010**

2009	808
2010	897

**11%
 Total Increase**

Stripe = 09 Solid = 10

Year to Date Report
 November-10





YEAR TO DATE

**BLDG PERMITS
APPLIED FOR**

JAN - NOV

**Comparing
2009 to 2010**

2009 836

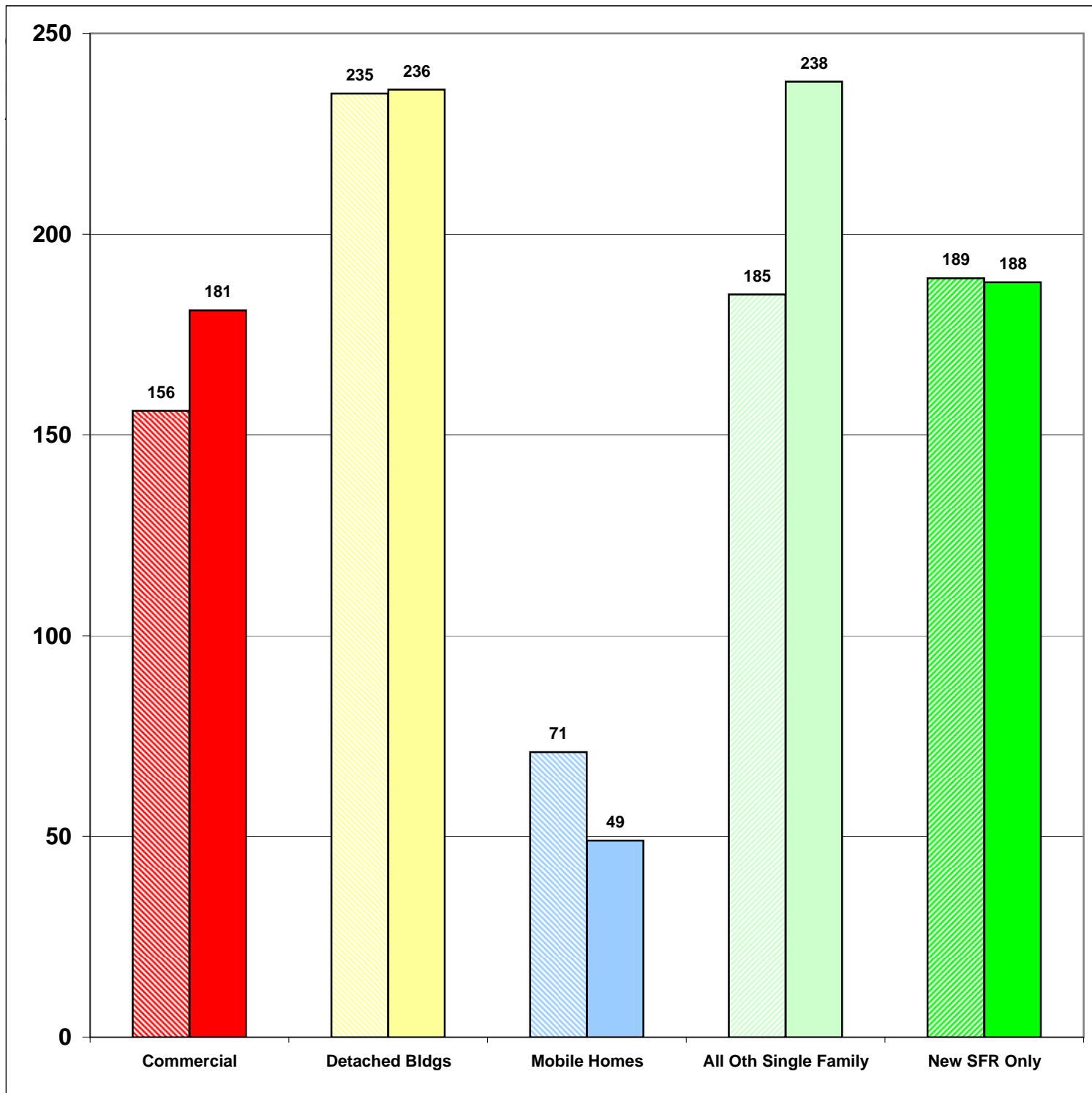
2010 892

7%

Total Increase

Stripe = 09 Solid = 10

**Year to Date Report
November-10**



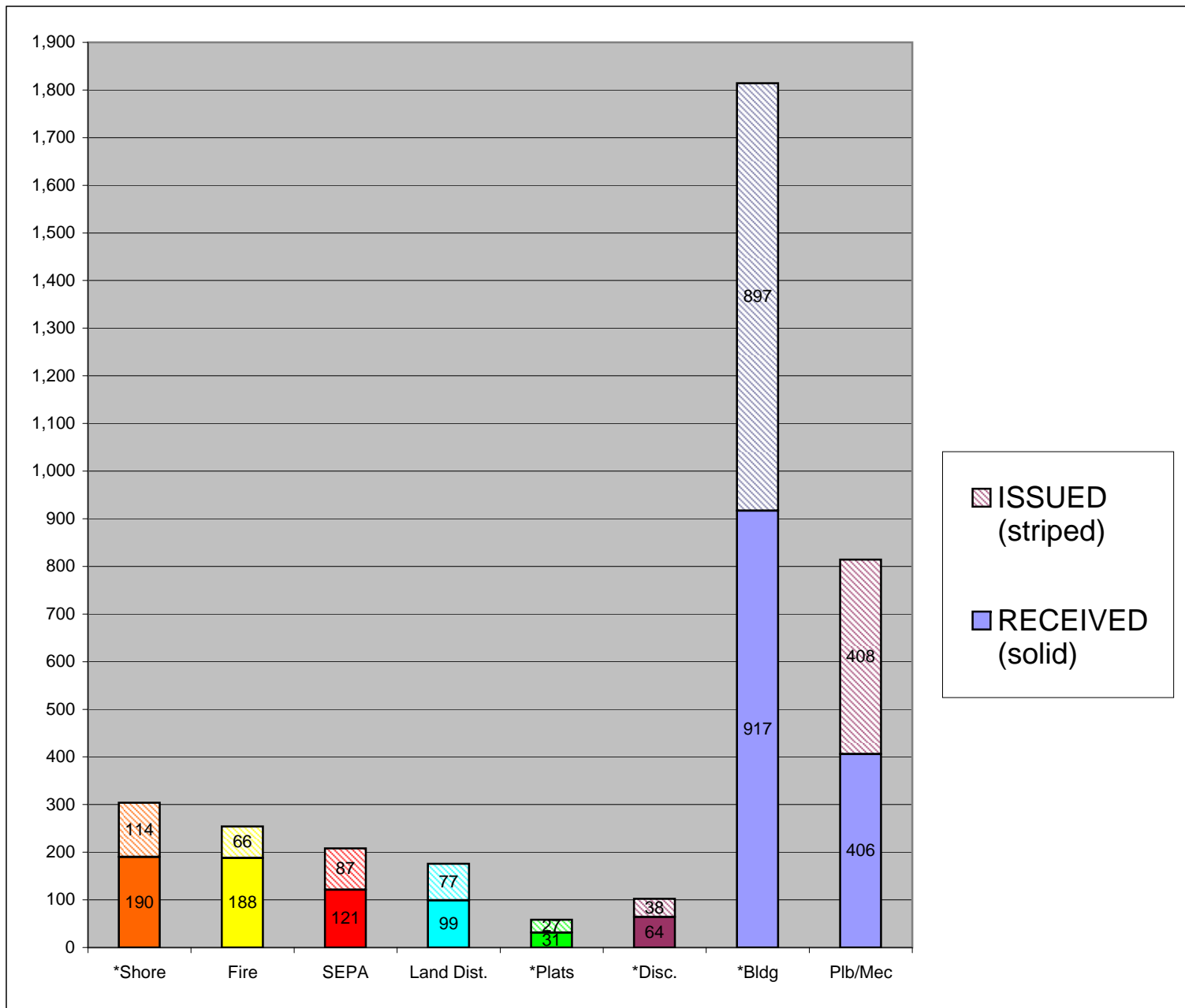


YEAR TO DATE

CASES

**RECEIVED
and
ISSUED**

JAN - NOV



Stripe = Issued
Solid = Received

Year to Date Report
November-10

*Shore = SHC, SHR, SHV, SHX

*Plats = LSS, SSS, BSP, PUD, MDP

*Disc = ADM, APL, CUP, NON, VAR

*Bldg = COM, DET, MOB, SFR