

Permit Activity, November 12

WHATCOM COUNTY PLANNING & DEVELOPMENT 2012 November



CURRENT MONTH		
SINGLE FAMILY RESIDENCES	ISSUED	VALUATION
NEW - RESIDENTIAL	11	2,223,713
NEW - DUPLEX		
ADDITION/REMODEL	12	317,847
CONVERT TO LIVING		
DEMOLITION (SINGLE FAMILY)	1	20,000
MOVE TO SITE		
REPLACE/REPAIR	2	5,000
RE-ROOF / SIDE ONLY		
TOTAL	26	\$2,566,560.00

MOBILE HOMES	ISSUED	VALUATION
NEW - MOBILE HOME	1	31,000
ADDITION TO MOB		
CONVERT TO STORAGE		
REPLACEMENT	3	49,700
TEMP MOBILE		
TOTAL	4	\$80,700.00

DETACHED BUILDINGS	ISSUED	VALUATION
NEW - AG BARN / STORAGE	4	83,680
NEW - GARAGE	5	105,120
NEW - OTHER TYPE BLDGS	2	9,510
NEW - OTHER TYPE STRUCTURES	2	9,984
NEW - STORAGE	4	106,260
ADDITION / REMODEL		
CONVERT TO OTHER		
DEMOLITION (DETACHED)		
MOVE TO SITE		
REPLACE / REPAIR		
RE-ROOF ONLY		
TOTAL	17	\$314,554.00

COMMERCIAL	ISSUED	VALUATION
NEW - 3 - 4 UNIT APARTMENTS		
NEW - 5 + UNIT APARTMENTS		
NEW - AIRPORT FACILITIES		
NEW - AMUSEMENT, SOCIAL, REC		
NEW - CHURCHES & OTH RELIGIOUS		
NEW - FIRE STATIONS / MEDIC ONE		
NEW - HOSPITALS / INSTITUTIONAL		
NEW - HOTEL / MOTEL / TOUR. CAB		
NEW - INDUSTRIAL		
NEW - MIXED USE		
NEW - OFFICE, BANKS, PROF		
NEW - OTHER PORTABLES		
NEW - OTHER TYPE BLDGS	1	53,975
NEW - OTHER TYPE STRUCTURES	5	103,700
NEW - PORTABLE CLASSROOM		
NEW - PUBLIC WORKS & UTILITY		
NEW - SCHOOLS & OTHER ED		
NEW - STORAGE BLDGS		
NEW - STORES & CUSTOMER SERV		
NEW - WAREHOUSE		
ADDITION / REMODEL	1	500,000
CHANGE OF USE / TEN IMPROV / OCC		
CONVERT		
DEMOLITION (COMMERCIAL)	1	3,000
MOVE TO SITE		
REPLACE / REPAIR	1	10,000
RE-ROOF ONLY		
TOTAL	9	\$670,675.00

MONTHLY TOTAL	
ISSUED	VALUATION
56	\$3,632,489.00

YEAR TO DATE	
ISSUED	VALUATION
158	33,610,763
122	5,980,986
5	366,740
22	157,325
16	355,976
323	\$40,471,790.38

MOB	ISSUED	VALUATION
	44	1,481,559
	10	352,093
	54	\$1,833,652.25

DET	ISSUED	VALUATION
	44	2,402,898
	56	1,468,532
	9	114,925
	21	289,322
	23	574,620
	10	154,466
	1	11,520
	12	74,450
	6	84,858
	182	\$5,175,591.00

COM	ISSUED	VALUATION
	1	16,154,128
	1	1,466,433
	3	328,356
	3	533,220
	1	422,729
	1	3,824
	6	220,598
	33	6,434,654
	4	1,299,094
	1	9,130,000
	3	382,734
	2	653,011
	26	6,653,527
	16	524,498
	1	4,500
	4	215,000
	13	1,220,700
	3	267,851
	122	\$45,914,857.17

YEARLY TOTAL	
ISSUED	VALUATION
681	\$93,395,890.80



YEAR TO DATE

**BLDG PERMITS
 VALUATION**

in thousands

November

**Comparing
 2011 to 2012**

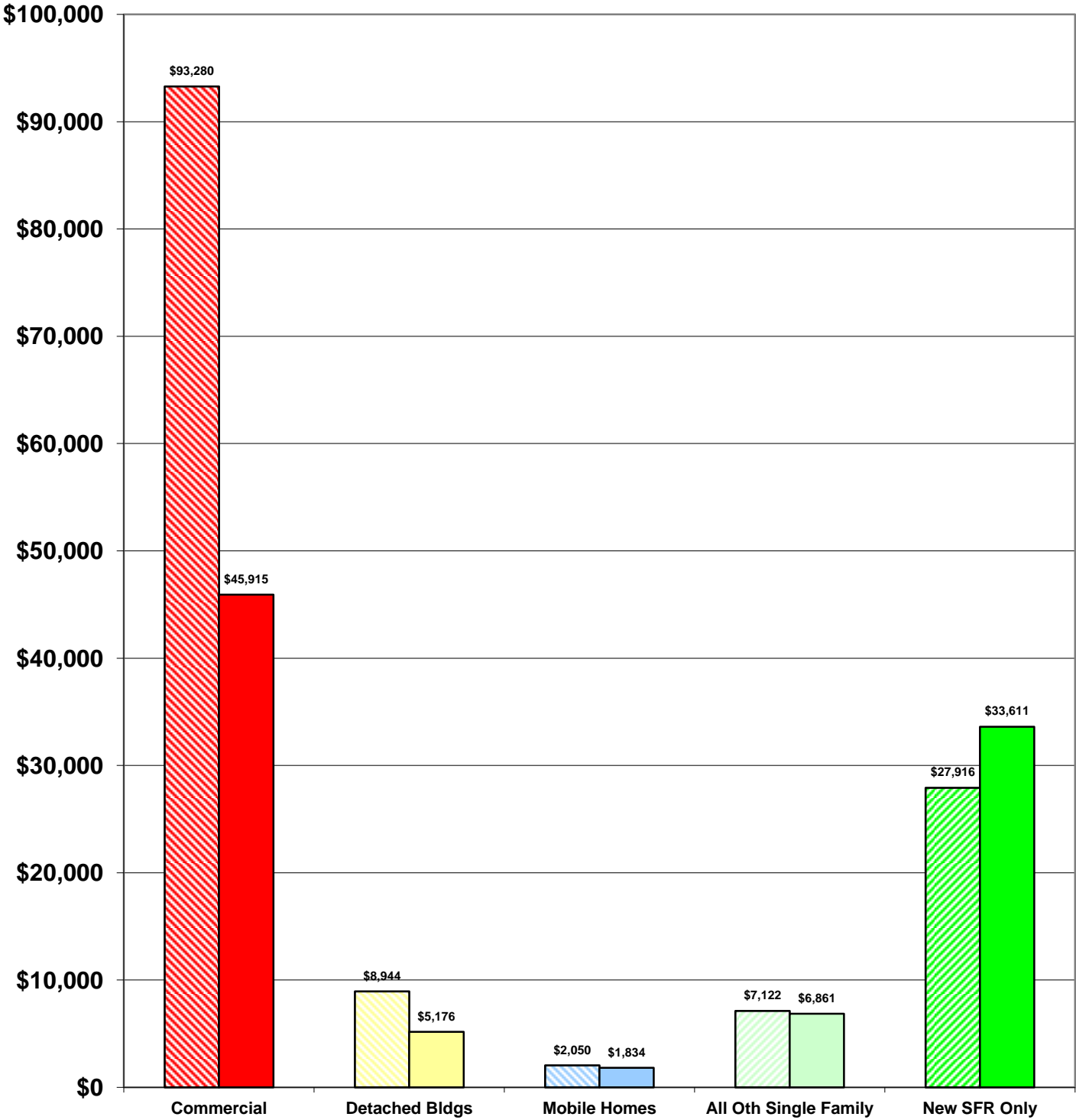
**2011 \$139,312
 2012 \$93,397**

-33%

Total Increase

Stripe = 2011 Solid = 2012

Year to Date Valuation Report
 November-12





BLDG PERMITS ISSUED

November

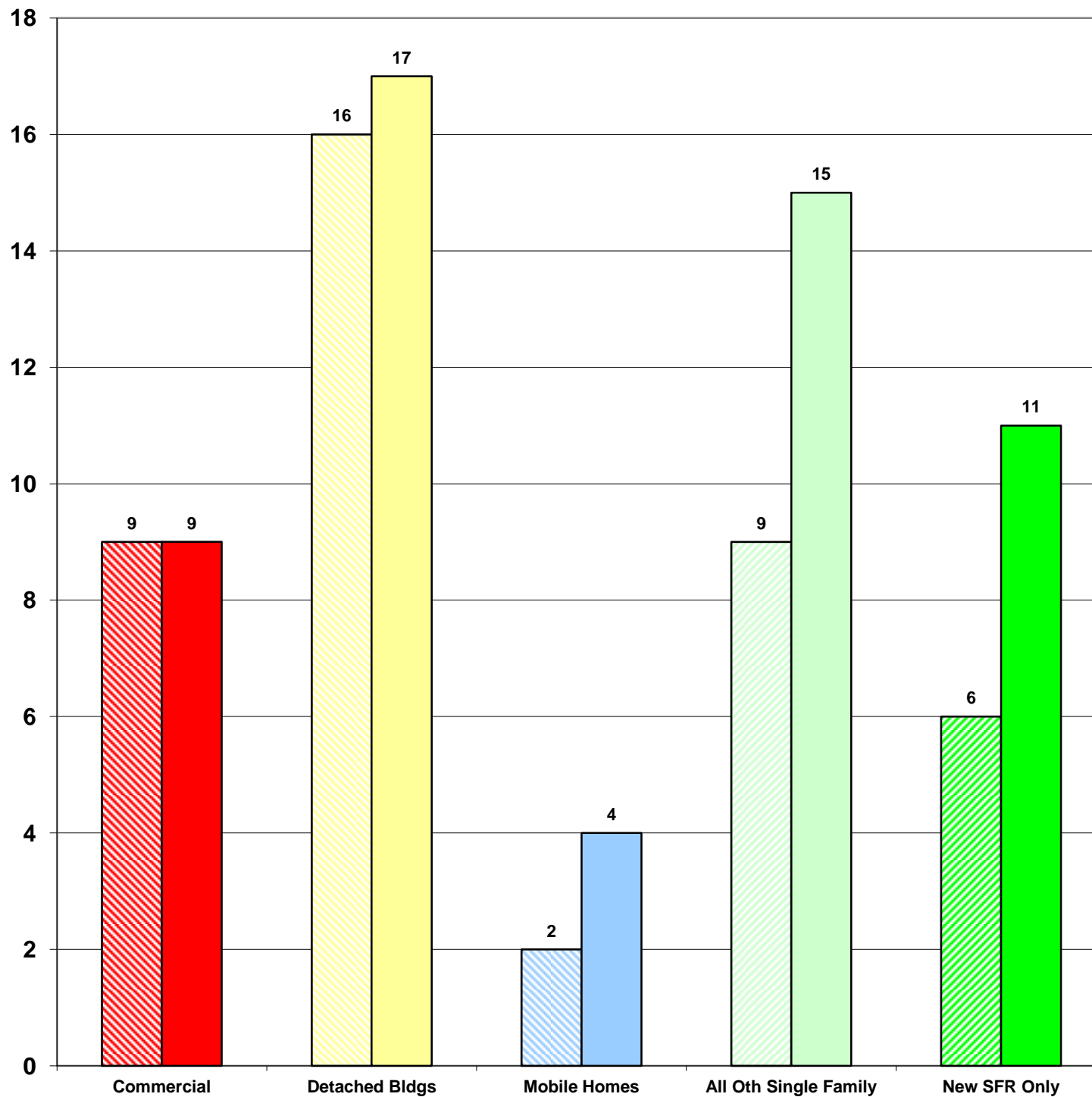
Comparing
2011 to 2012

Nov-11	42
Nov-12	56

33%
Total Increase

Stripe = 2011 Solid = 2012

Monthly Report
November-12



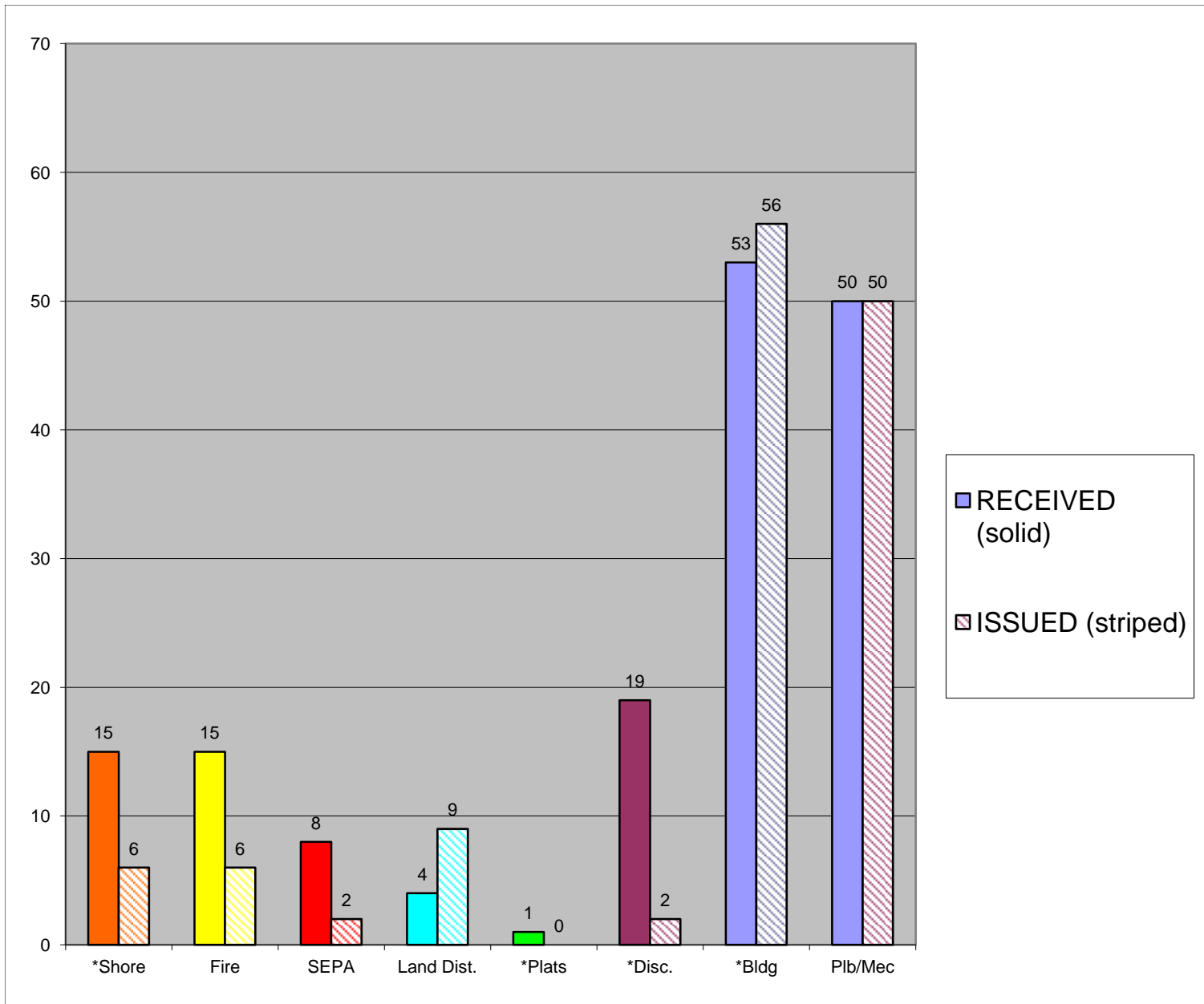


**CASES
 RECEIVED
 and
 ISSUED**

November

Stripe = Issued
 Solid = Received

Monthly Permit Report
 November-12



*Shore = SHC, SHR, SHV, SHX
 *Plats = LSS, SSS, BSP, PUD, MDP
 *Disc = ADM, APL, CUP, NON, VAR
 *Bldg = COM, DET, MOB, SFR



YEAR TO DATE

**BLDG PERMITS
ISSUED**

JAN - NOV

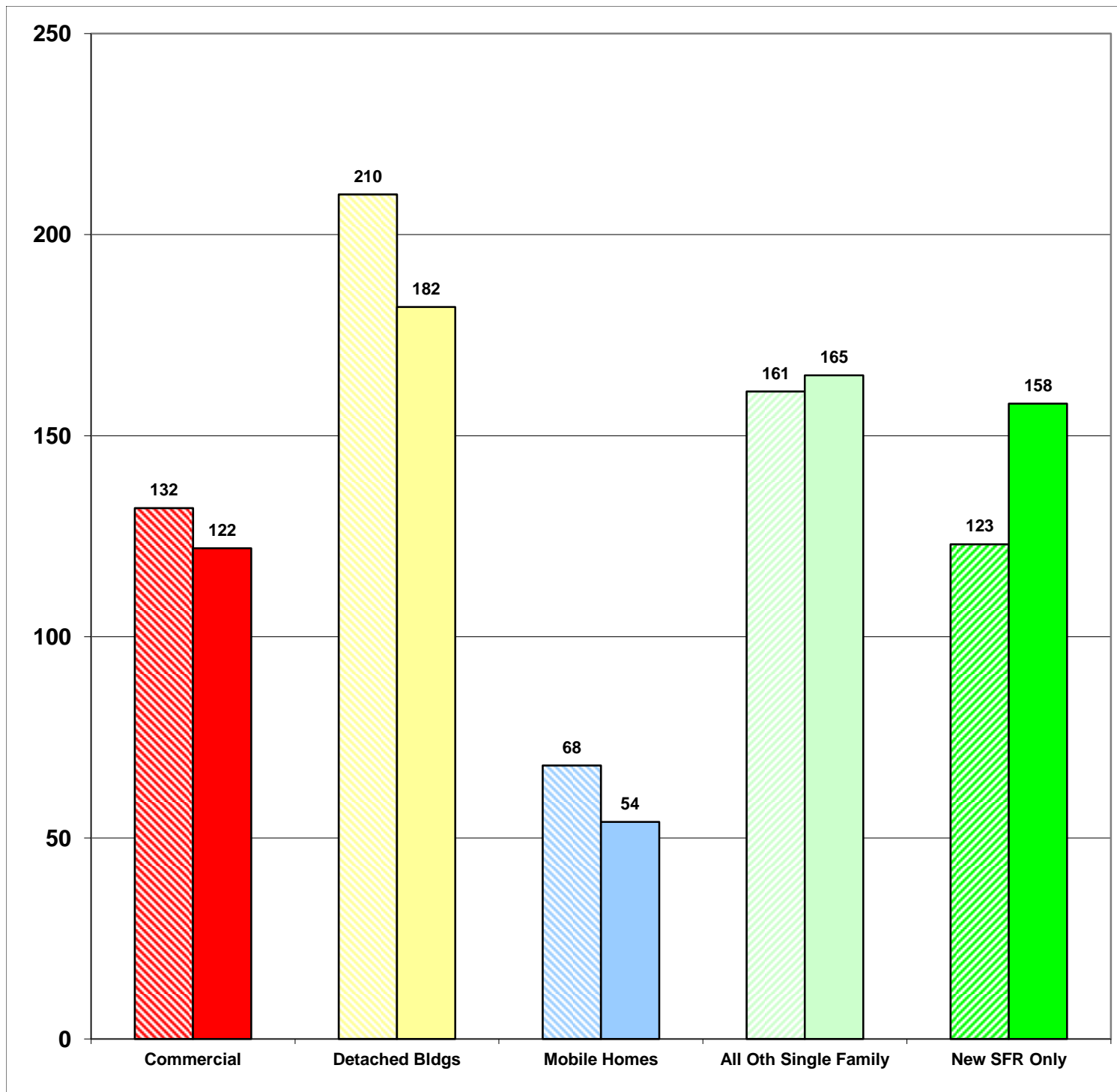
**Comparing
2011 to 2012**

**2011 694
2012 681**

-2%

Total Increase

Stripe = 2011 Solid = 2012





YEAR TO DATE

**BLDG PERMITS
APPLIED FOR**

JAN - NOV

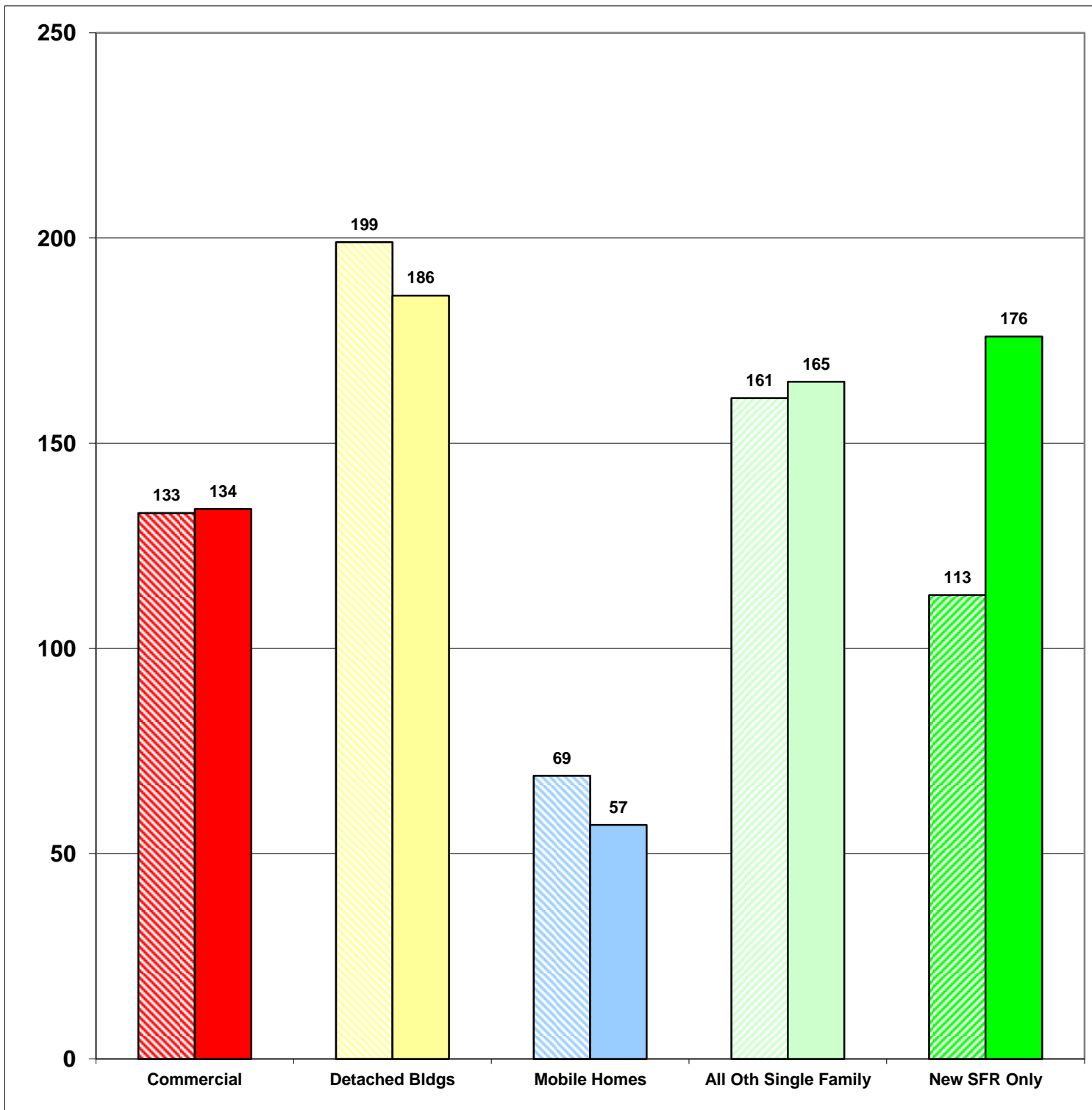
**Comparing
2011 to 2012**

2011	675
2012	718

**6%
Total Increase**

Stripe = 2011 Solid = 2012

Year to Date Report
November-12





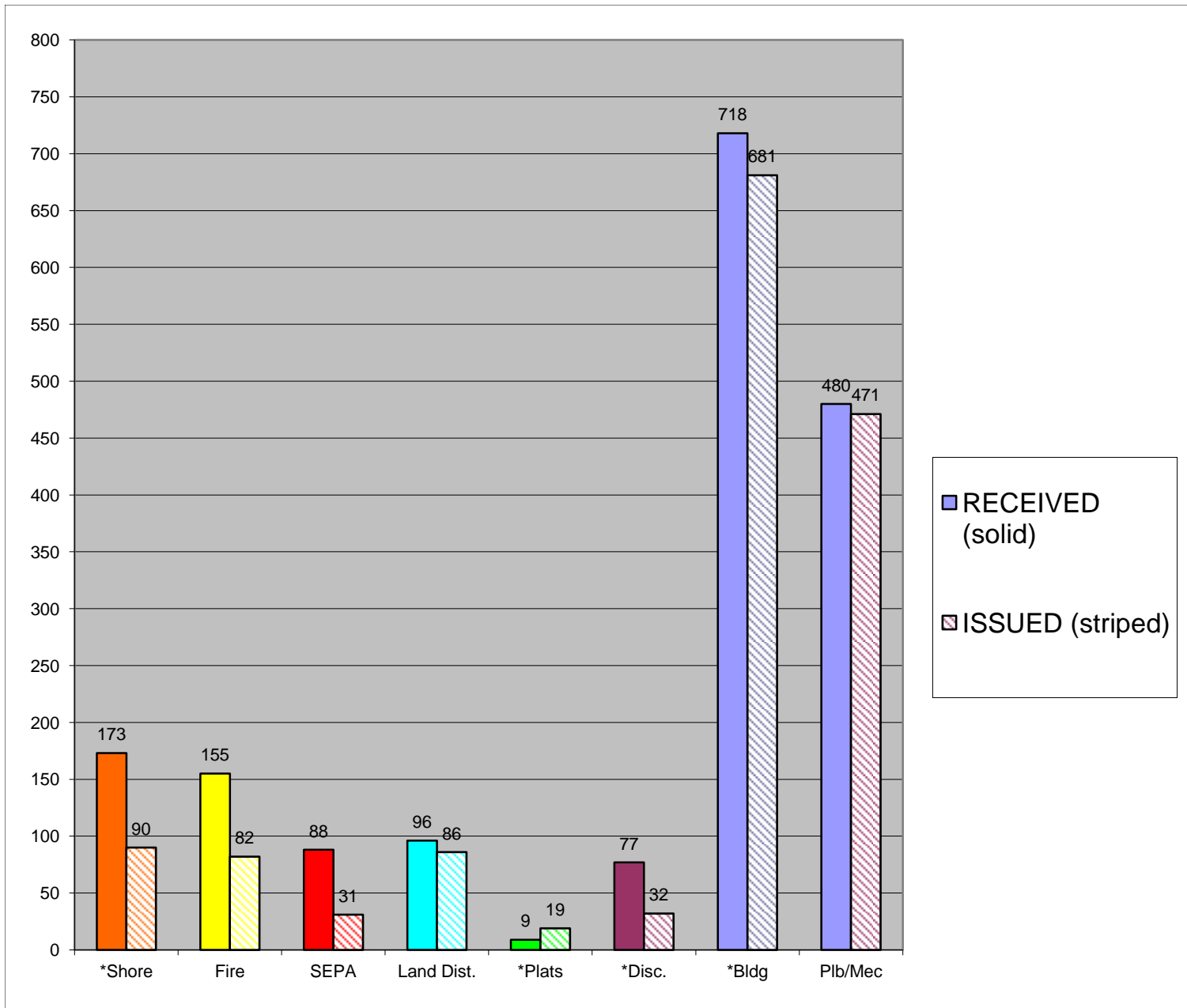
YEAR TO DATE

**CASES
 RECEIVED
 and
 ISSUED**

JAN - NOV

Stripe = Issued
Solid = Received

Year to Date Report
 November-12



- *Shore = SHC, SHR, SHV, SHX
- *Plats = LSS, SSS, BSP, PUD, MDP
- *Disc = ADM, APL, CUP, NON, VAR
- *Bldg = COM, DET, MOB, SFR