

Permit Activity, November 13

WHATCOM COUNTY PLANNING & DEVELOPMENT 2013 November



CURRENT MONTH		
SINGLE FAMILY RESIDENCES	ISSUED	VALUATION
NEW - RESIDENTIAL	18	3,878,361
NEW - DUPLEX		
ADDITION/REMODEL	6	59,666
CONVERT TO LIVING		
DEMOLITION (SINGLE FAMILY)	1	4,000
MOVE TO SITE		
REPLACE/REPAIR	1	210,885
RE-ROOF / SIDE ONLY		
TOTAL	26	\$4,152,911.58

MOBILE HOMES	ISSUED	VALUATION
NEW - MOBILE HOME	4	138,133
ADDITION TO MOB		
CONVERT TO STORAGE		
REPLACEMENT	2	144,000
TEMP MOBILE		
TOTAL	6	\$282,133.00

DETACHED BUILDINGS	ISSUED	VALUATION
NEW - AG BARN / STORAGE	2	158,328
NEW - GARAGE	3	258,480
NEW - OTHER TYPE BLDG	1	7,308
NEW - OTHER TYPE STRUCTURES		
NEW - STORAGE	6	101,160
ADDITION / REMODEL		
CONVERT TO OTHER		
DEMOLITION (DETACHED)		
MOVE TO SITE		
REPLACE / REPAIR		
RE-ROOF ONLY		
TOTAL	12	\$525,276.00

COMMERCIAL	ISSUED	VALUATION
NEW - 3 - 4 UNIT APARTMENTS		
NEW - 5 + UNIT APARTMENTS		
NEW - AIRPORT FACILITIES		
NEW - AMUSEMENT, SOCIAL, REC		
NEW - CHURCHES & OTH RELIGIOUS		
NEW - FIRE STATIONS / MEDIC ONE		
NEW - HOSPITALS / INSTITUTIONAL		
NEW - HOTEL / MOTEL / TOUR. CAB		
NEW - INDUSTRIAL	1	40,000
NEW - MIXED USE		
NEW - OFFICE, BANKS, PROF		
NEW - OTHER PORTABLES		
NEW - OTHER TYPE BLDGS	2	5,027
NEW - OTHER TYPE STRUCTURES		
NEW - PORTABLE CLASSROOM		
NEW - PUBLIC WORKS & UTILITY	1	419,150
NEW - SCHOOLS & OTHER ED		
NEW - STORAGE BLDGS		
NEW - STORES & CUSTOMER SERV		
NEW - WAREHOUSE		
ADDITION / REMODEL	3	215,000
CHANGE OF USE / TEN IMPROV / OCC	3	167,470
CONVERT		
DEMOLITION (COMMERCIAL)		
MOVE TO SITE		
REPLACE / REPAIR	2	254,000
RE-ROOF ONLY		
TOTAL	12	\$1,100,647.00

MONTHLY TOTAL	
ISSUED	VALUATION
56	\$6,060,967.58

YEAR TO DATE	
ISSUED	VALUATION
222	56,189,544
122	6,936,380
3	232,646
25	194,450
2	78,820
17	1,585,688
3	8,750
394	\$65,226,277.95

MOB	ISSUED	VALUATION
	29	852,556
	14	535,912
	43	\$1,388,468.00

DET	ISSUED	VALUATION
	29	2,389,266
	48	1,767,495
	11	689,168
	17	248,845
	40	1,187,545
	17	287,184
	1	-
	11	22,600
	5	105,085
	179	\$6,697,188.00

COM	ISSUED	VALUATION
	2	639,150
	1	744,820
	1	2,609,903
	1	142,000
	8	7,060,261
	1	285,305
	1	139,297
	2	25,600
	8	501,427
	49	3,794,147
	2	446,150
	6	1,397,442
	1	3,000
	2	1,227,191
	57	4,324,347
	30	670,065
	1	-
	4	47,500
	17	4,948,600
	194	\$29,006,204.77

YEARLY TOTAL	
ISSUED	VALUATION
810	\$102,318,138.72



YEAR TO DATE

**BLDG PERMITS
 VALUATION**

in thousands

November

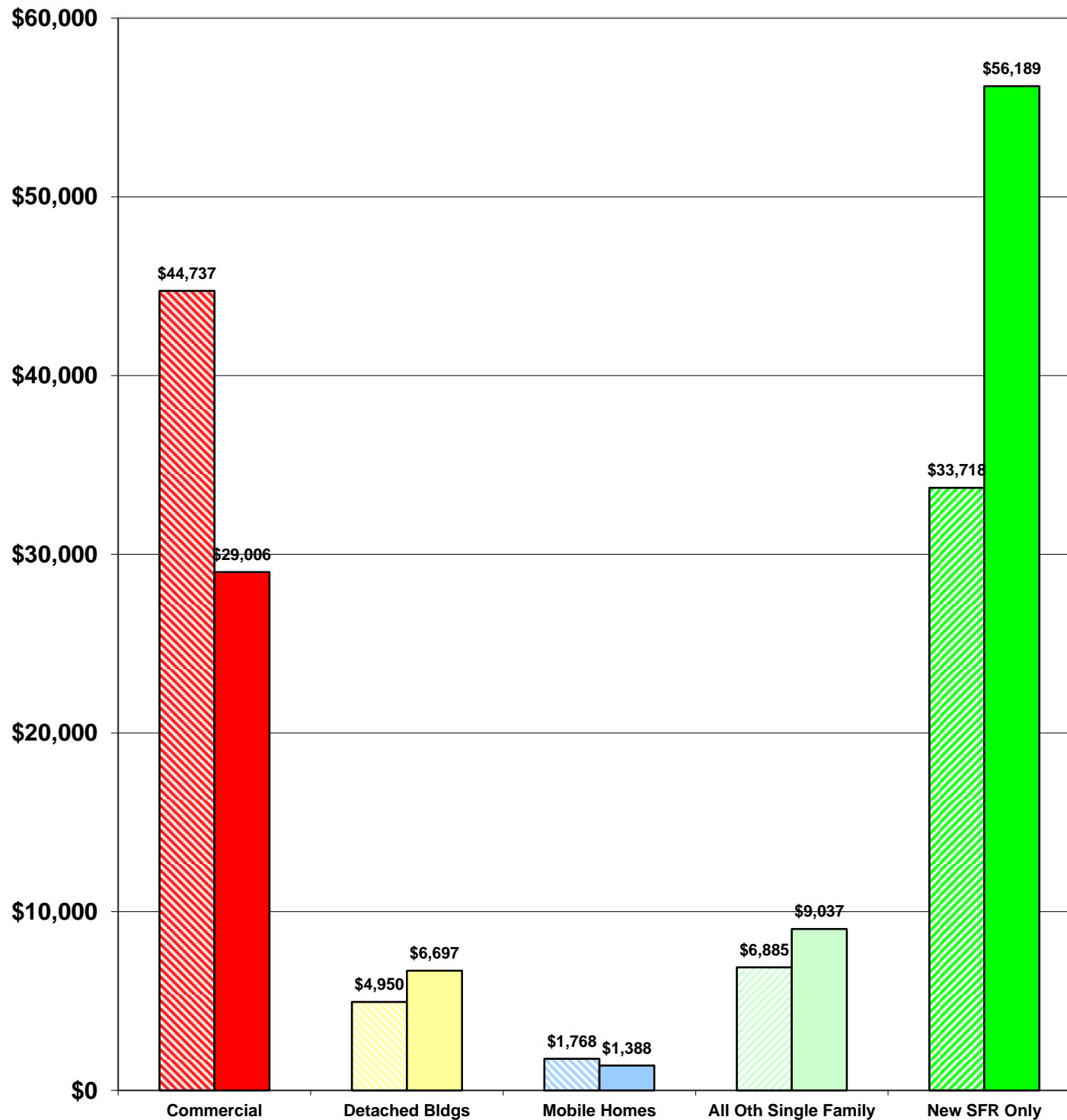
Comparing
 2012 to 2013

2012 \$92,058
2013 \$102,317

11%
Total Increase

Stripe = 2012 Solid = 2013

Year to Date Valuation Report
 November-13





BLDG PERMITS ISSUED

November

Comparing
2012 to 2013

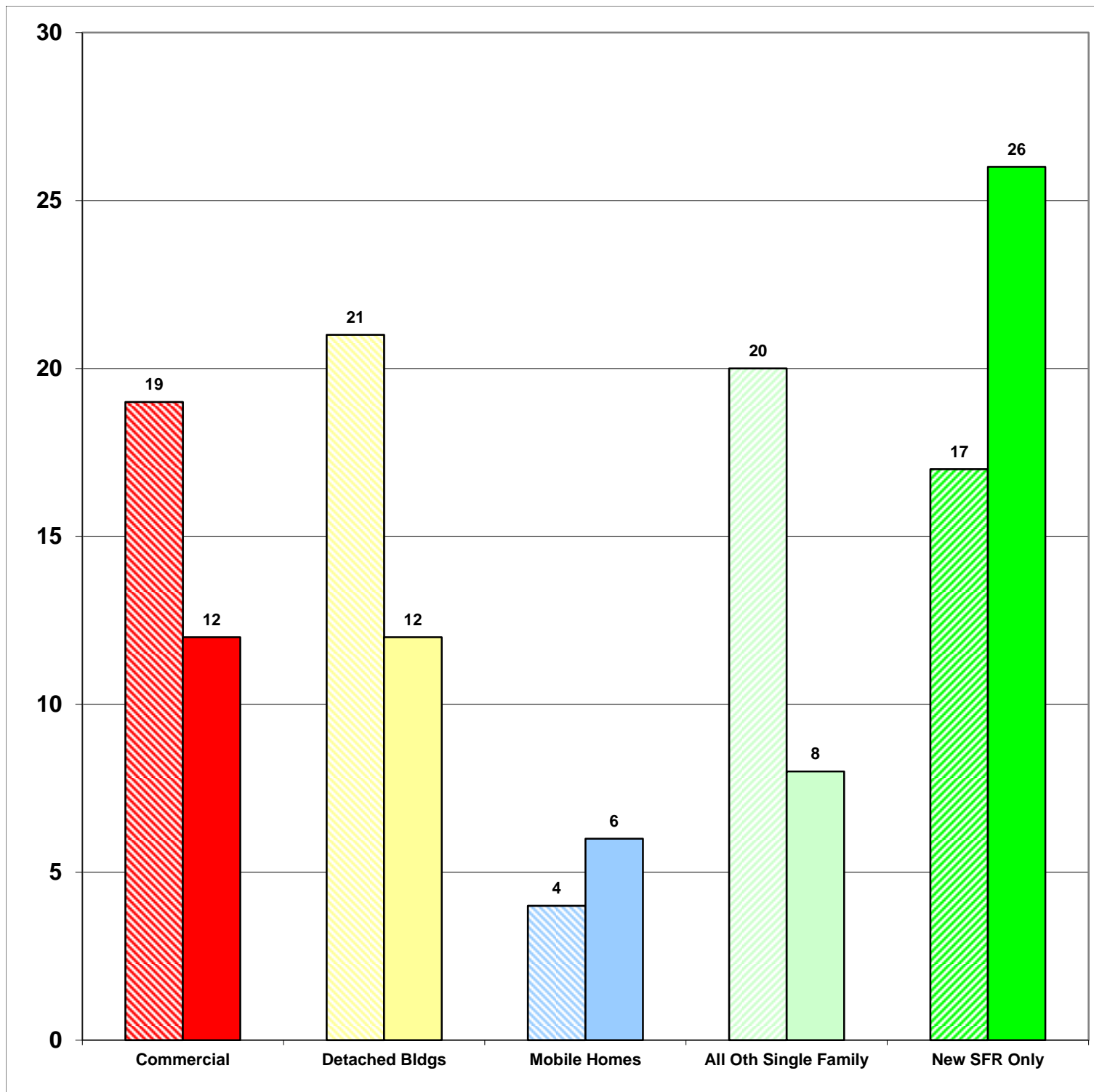
Nov-12	81
Nov-13	64

-21%

Total Increase

Stripe = 2012 Solid = 2013

Monthly Report
November-13



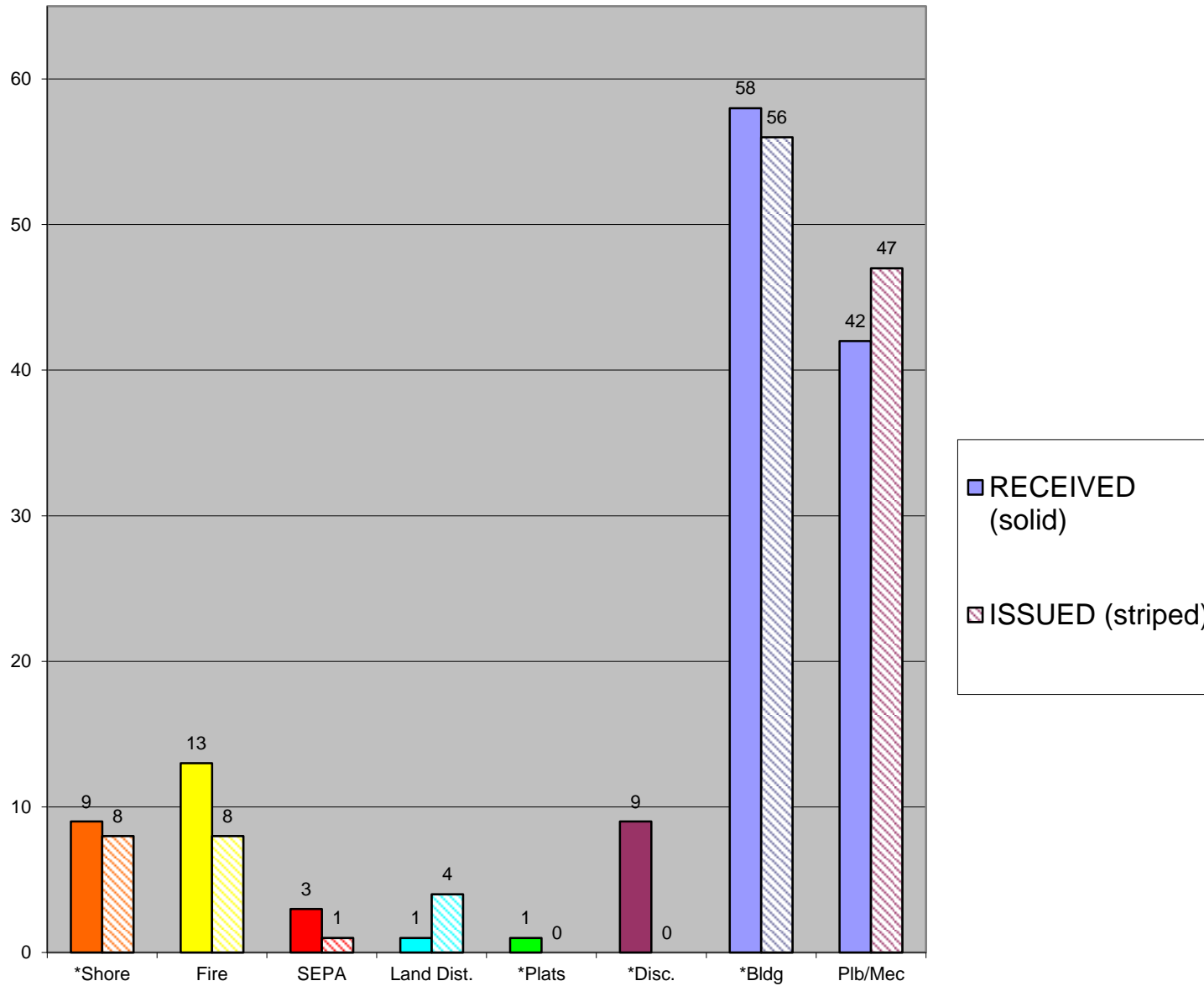


**CASES
 RECEIVED
 and
 ISSUED**

November

Stripe = Issued
Solid = Received

Monthly Permit Report
 November-13



*Shore = SHC, SHR, SHV, SHX

*Plats = LSS, SSS, BSP, PUD, MDP

*Disc = ADM, APL, CUP, NON, VAR

*Bldg = COM, DET, MOB, SFR



YEAR TO DATE

**BLDG PERMITS
ISSUED**

JAN - NOV

**Comparing
2012 to 2013**

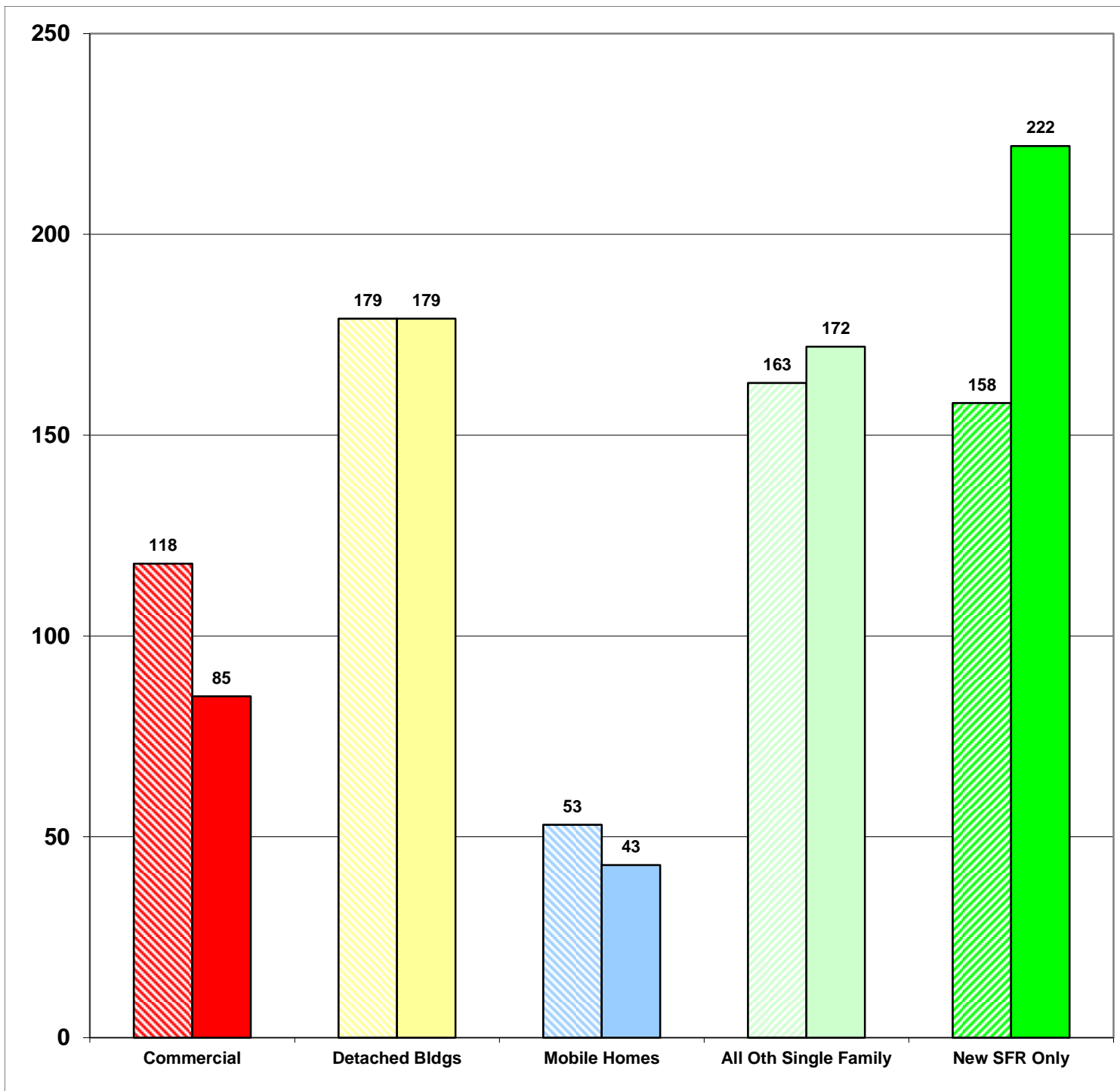
**2012 671
2013 701**

4%

Total Increase

Stripe = 2012 Solid = 2013

Year to Date Report
November-13





YEAR TO DATE

**BLDG PERMITS
APPLIED FOR**

JAN - NOV

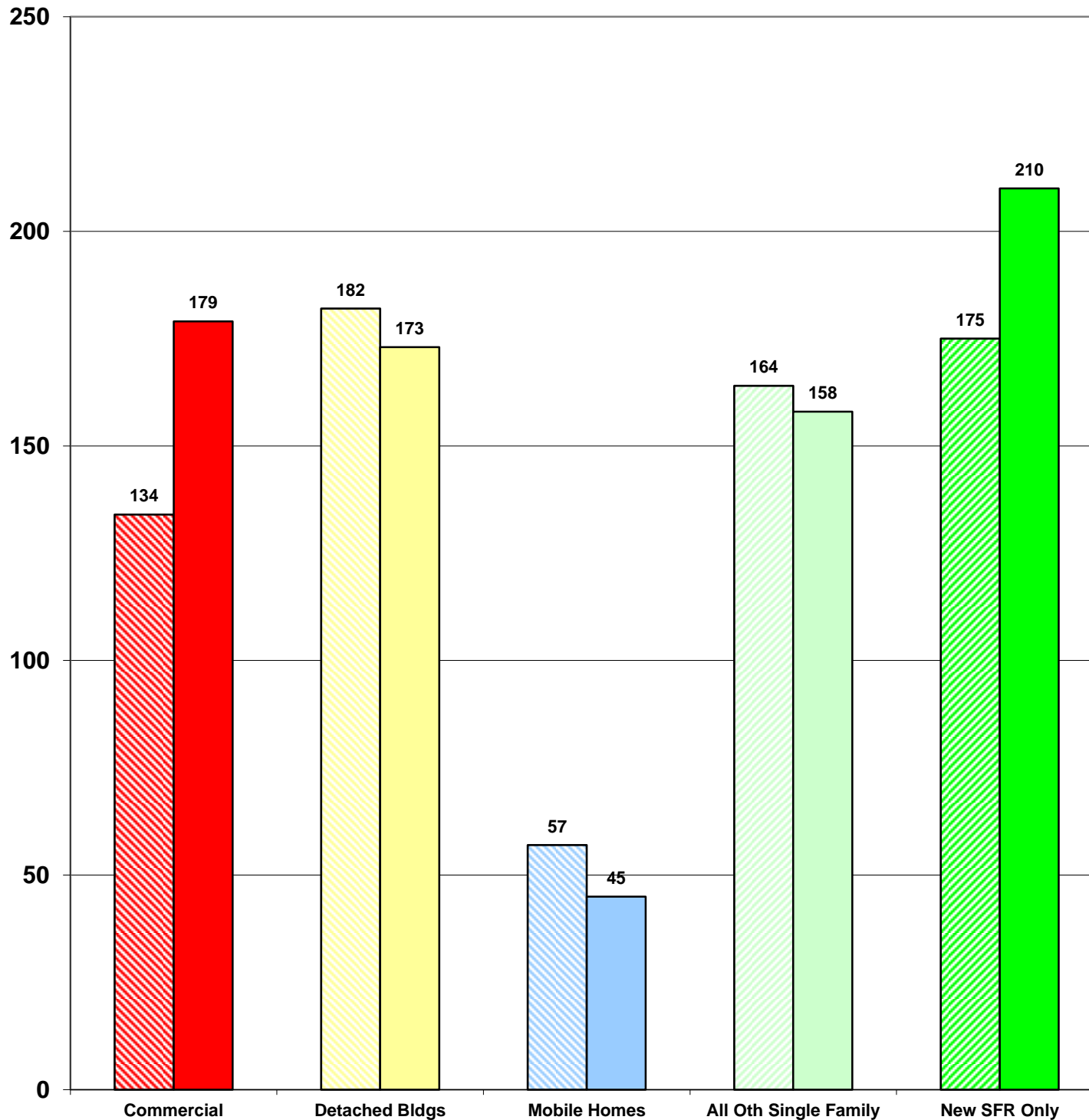
**Comparing
2012 to 2013**

**2012 712
2013 765**

**7%
Total Increase**

Stripe = 2012 Solid = 2013

**Year to Date Report
November-13**

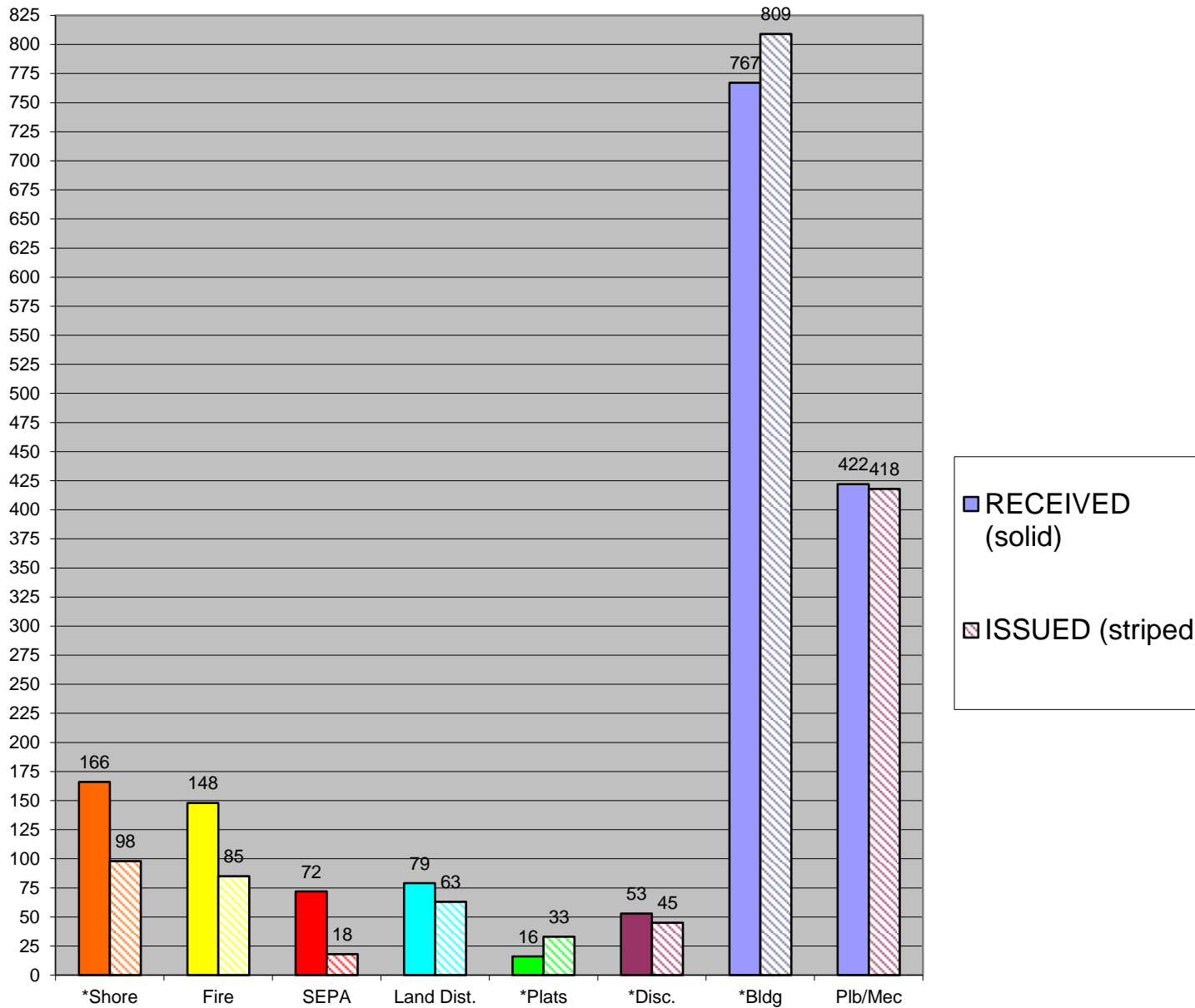




YEAR TO DATE

**CASES
 RECEIVED
 and
 ISSUED**

JAN - NOV



Stripe = Issued
Solid = Received

Year to Date Report
 November-13

- *Shore = SHC, SHR, SHV, SHX
- *Plats = LSS, SSS, BSP, PUD, MDP
- *Disc = ADM, APL, CUP, NON, VAR
- *Bldg = COM, DET, MOB, SFR