

Permit Activity, November 2014

WHATCOM COUNTY PLANNING & DEVELOPMENT
2014 November



CURRENT MONTH		
SINGLE FAMILY RESIDENCES	ISSUED	VALUATION
NEW - RESIDENTIAL	15	3,676,927
NEW - DUPLEX		
ADDITION/REMODEL	4	540,224
CONVERT TO LIVING		
DEMOLITION (SINGLE FAMILY)		
MOVE TO SITE		
REPLACE/REPAIR	2	-
RE-ROOF / SIDE ONLY		
TOTAL	21	\$4,217,151.00

YEAR TO DATE	
ISSUED	VALUATION
253	62,979,157
4	1,738,510
91	4,860,602
25	219,360
1	14,600
27	1,140,582
401	\$70,952,810.64

MOBILE HOMES		
	ISSUED	VALUATION
NEW - MOBILE HOME	4	299,100
ADDITION TO MOB		
CONVERT TO STORAGE		
REPLACEMENT		
TEMP MOBILE		
TOTAL	4	\$299,100.00

YEAR TO DATE	
ISSUED	VALUATION
41	2,013,565
8	220,246
49	\$2,233,811.00

DETACHED BUILDINGS		
	ISSUED	VALUATION
NEW - AG BARN / STORAGE	2	288,000
NEW - GARAGE	2	69,252
NEW - OTHER TYPE BLDG	1	4,860
NEW - OTHER TYPE STRUCTURES		
NEW - STORAGE	7	243,508
ADDITION / REMODEL		
CONVERT TO OTHER		
DEMOLITION (DETACHED)		
MOVE TO SITE		
REPLACE / REPAIR		
RE-ROOF ONLY		
TOTAL	12	\$605,620.00

YEAR TO DATE	
ISSUED	VALUATION
32	2,257,164
42	1,478,924
2	13,560
26	487,412
67	2,338,184
12	1,266,454
1	41,160
16	56,350
1	9,600
12	622,331
211	\$8,571,138.60

COMMERCIAL		
	ISSUED	VALUATION
NEW - 3 - 4 UNIT APARTMENTS		
NEW - 5 + UNIT APARTMENTS		
NEW - AIRPORT FACILITIES		
NEW - AMUSEMENT, SOCIAL, REC		
NEW - CHURCHES & OTH RELIGIOUS		
NEW - FIRE STATIONS / MEDIC ONE		
NEW - HOSPITALS / INSTITUTIONAL		
NEW - HOTEL / MOTEL / TOUR. CAB		
NEW - INDUSTRIAL	1	400,000
NEW - MIXED USE		
NEW - OFFICE, BANKS, PROF		
NEW - OTHER PORTABLES		
NEW - OTHER TYPE BLDGS	1	15,000
NEW - OTHER TYPE STRUCTURES	2	15,750
NEW - PORTABLE CLASSROOM		
NEW - PUBLIC WORKS & UTILITY		
NEW - SCHOOLS & OTHER ED		
NEW - STORAGE BLDGS	2	374,310
NEW - STORES & CUSTOMER SERV		
NEW - WAREHOUSE	1	1,780,910
ADDITION / REMODEL	2	7,886
CHANGE OF USE / TEN IMPROV / OCC	1	6,000
CONVERT		
DEMOLITION (COMMERCIAL)		
MOVE TO SITE		
REPLACE / REPAIR	3	180,000
RE-ROOF ONLY		
TOTAL	13	\$2,779,855.69

YEAR TO DATE	
ISSUED	VALUATION
1	6,455,305
1	19,660
6	12,738,600
1	492,298
2	19,000
2	19,000
5	277,133
32	7,111,665
1	78,500
5	1,163,078
1	6,000
4	2,570,038
44	5,257,009
38	1,429,686
1	68,885
2	6,600
15	989,745
3	51,465
164	\$38,753,667.14

MONTHLY TOTAL	
ISSUED	VALUATION
50	\$7,901,726.69

YEARLY TOTAL	
ISSUED	VALUATION
825	\$120,511,427.38



YEAR TO DATE

**BLDG PERMITS
 VALUATION**

in thousands

November

Comparing
 2013 to 2014

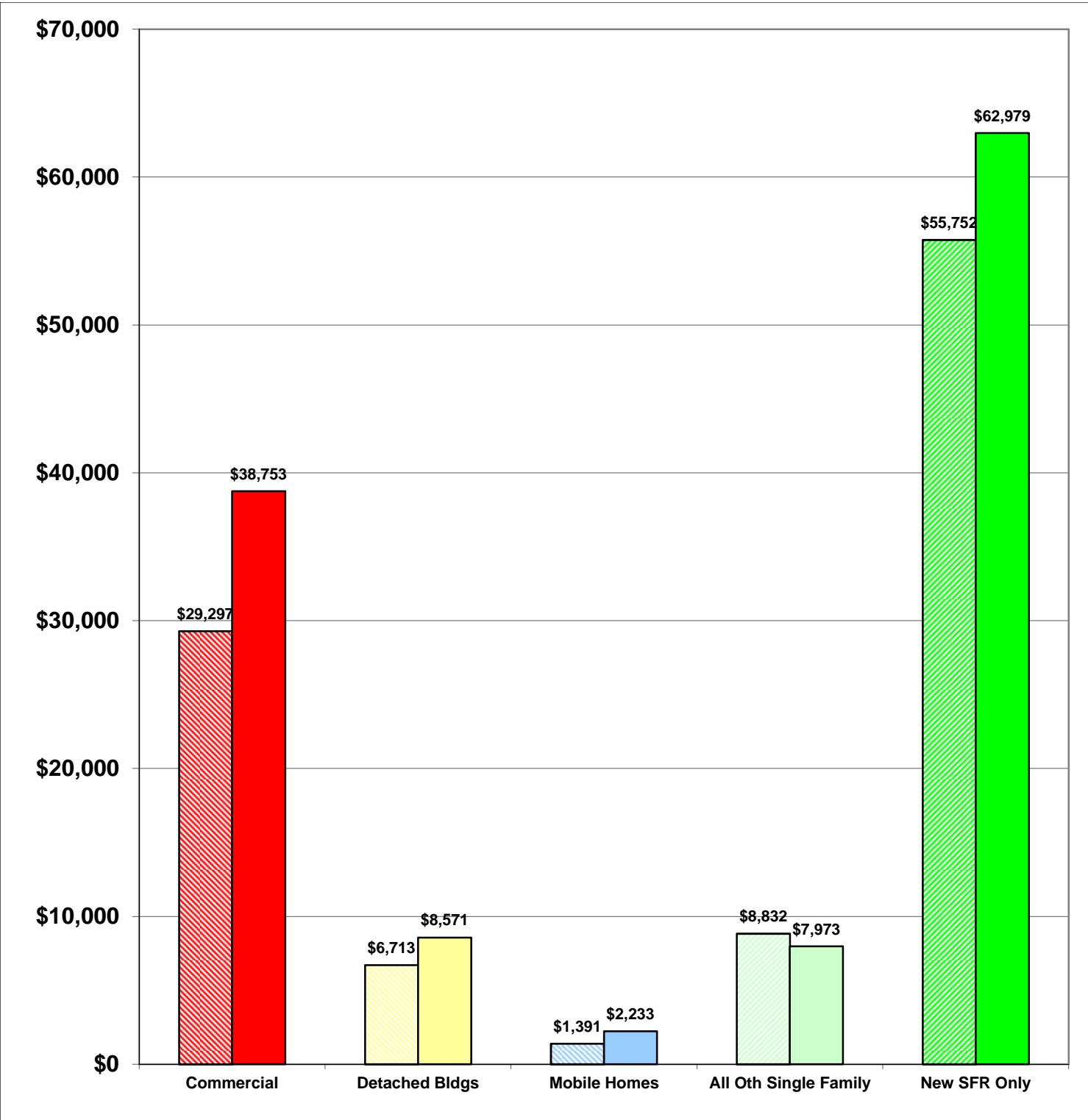
2013 \$101,985
2014 \$120,509

18%

Total Increase

Stripe = 2013 Solid = 2014

Year to Date Valuation Report
 November-14





BLDG PERMITS ISSUED

November

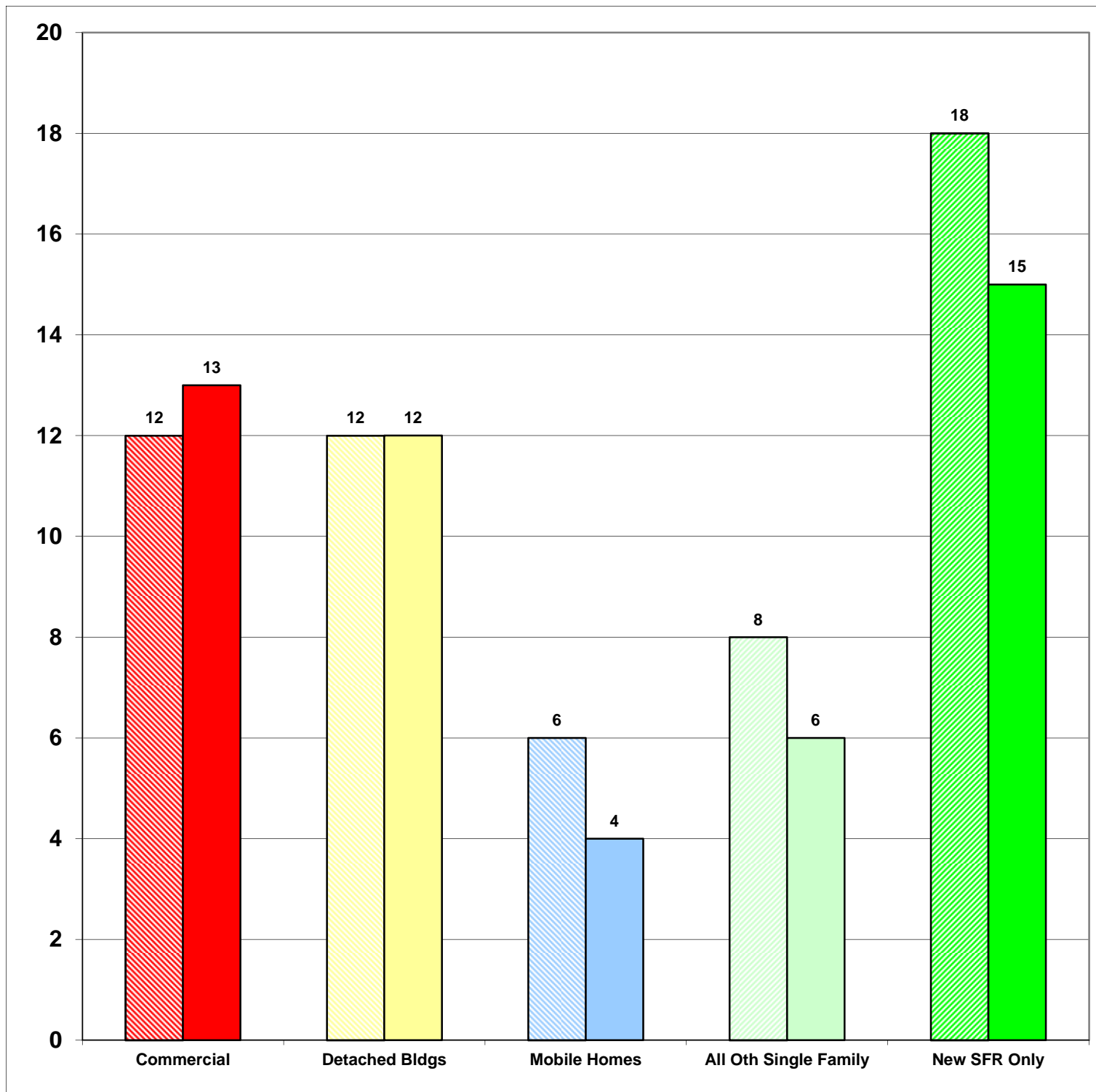
Comparing
2013 to 2014

Nov-13	56
Nov-14	50

-11%

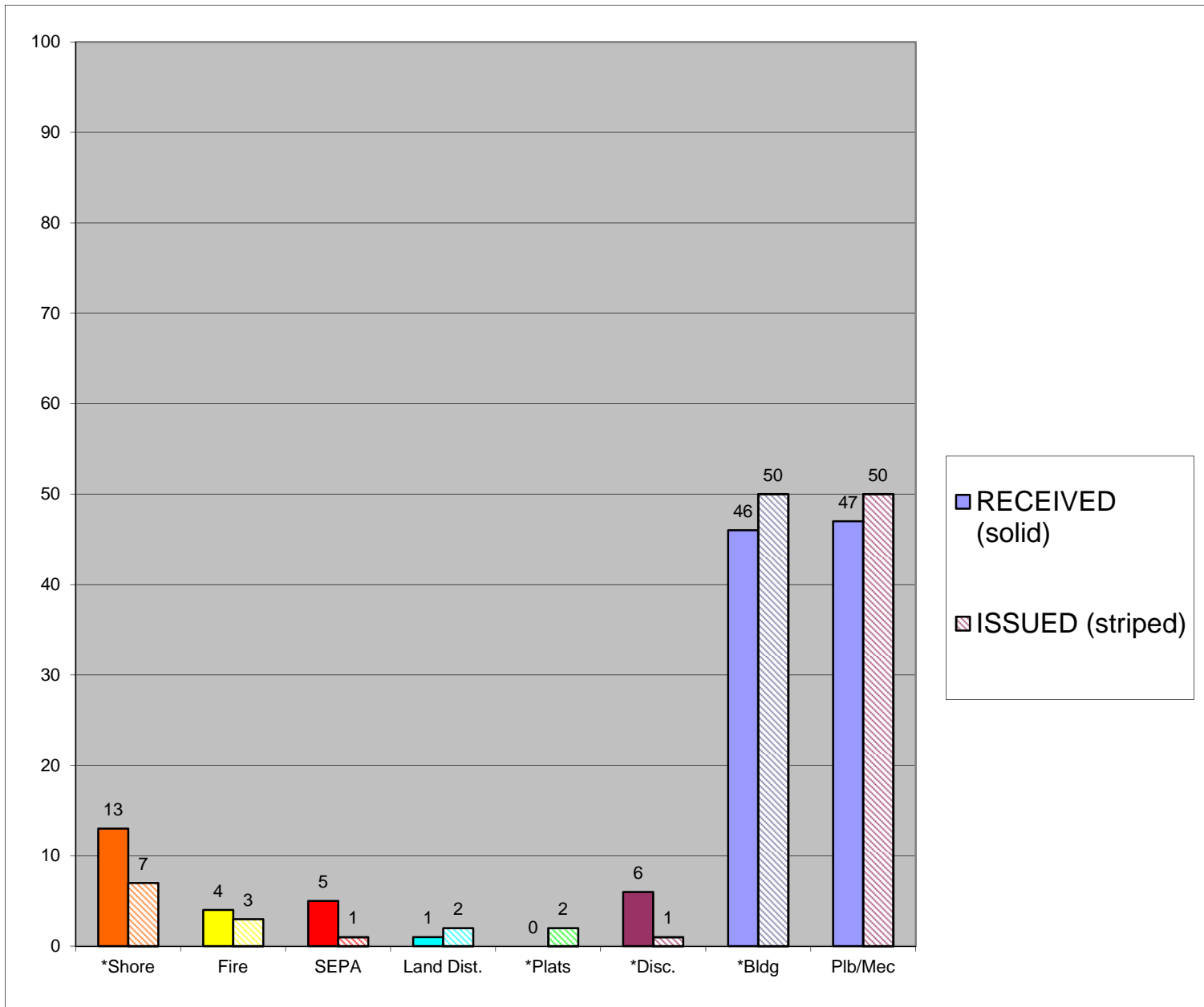
Total Increase

Stripe = 2013 Solid = 2014





**CASES
 RECEIVED
 and
 ISSUED
 2014
 November**



Stripe = Issued
 Solid = Received

Monthly Permit Report
 November-14

*Shore = SHC, SHR, SHV, SHX
 *Plats = LSS, SSS, BSP, PUD, MDP
 *Disc = ADM, APL, CUP, NON, VAR
 *Bldg = COM, DET, MOB, SFR



YEAR TO DATE

**BLDG PERMITS
ISSUED**

JAN - DEC

**Comparing
2013 to 2014**

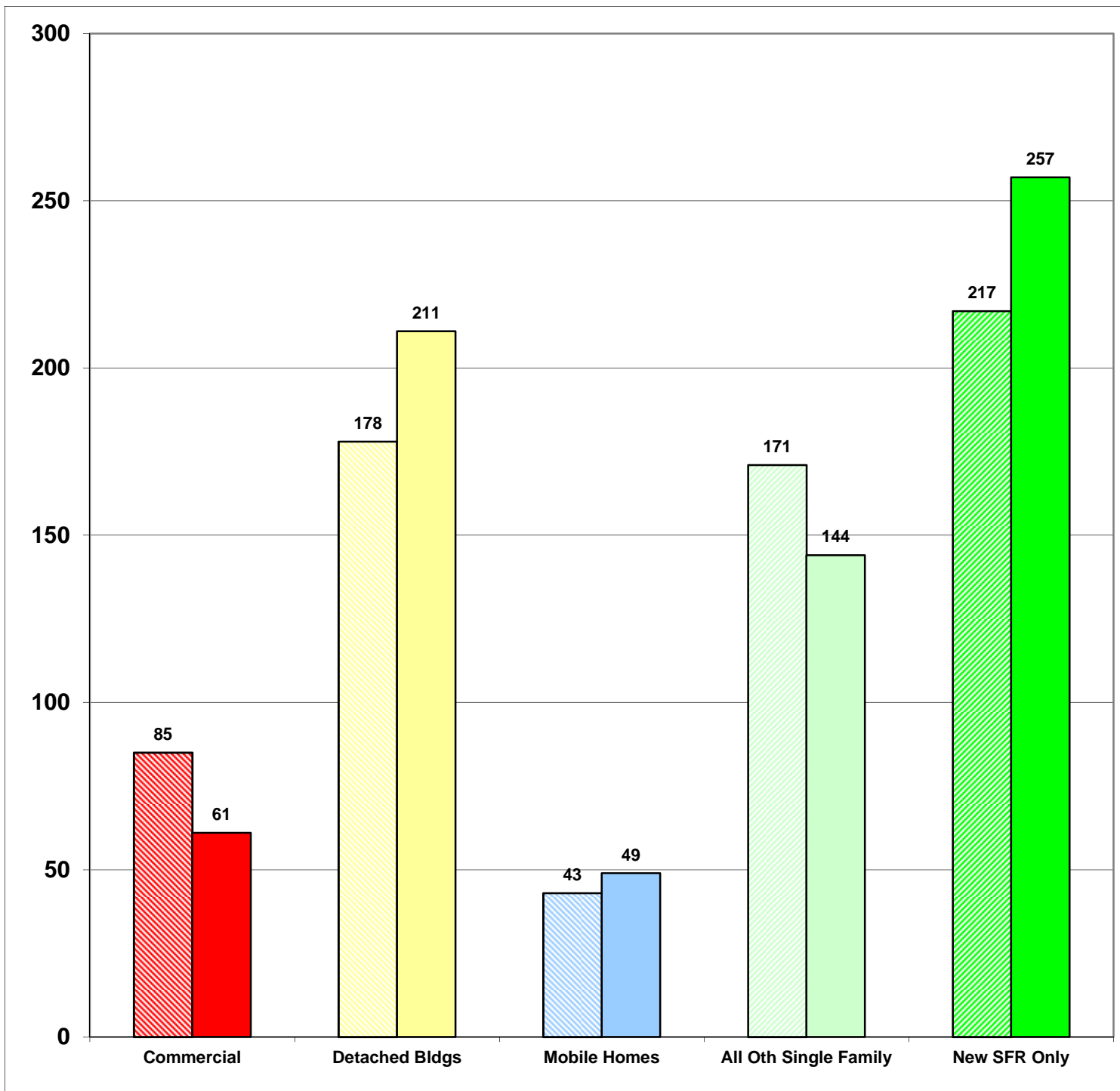
2013 694

2014 722

4%

Total Increase

Stripe = 2013 Solid = 2014





YEAR TO DATE

**BLDG PERMITS
APPLIED FOR**

JAN - DEC

**Comparing
2013 to 2014**

2013 760

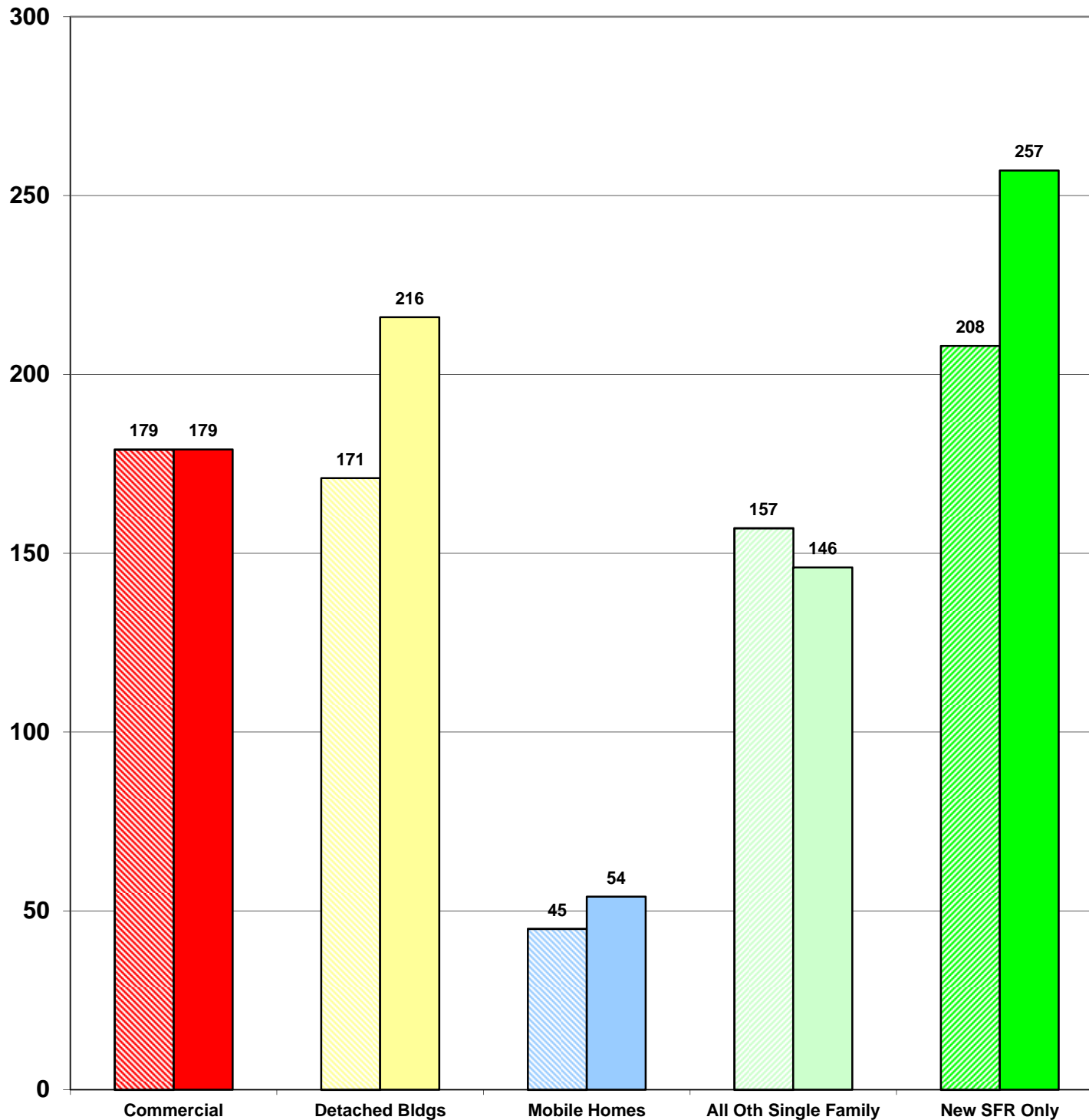
2014 852

12%

Total Increase

Stripe = 2013 Solid = 2014

**Year to Date Report
November-14**



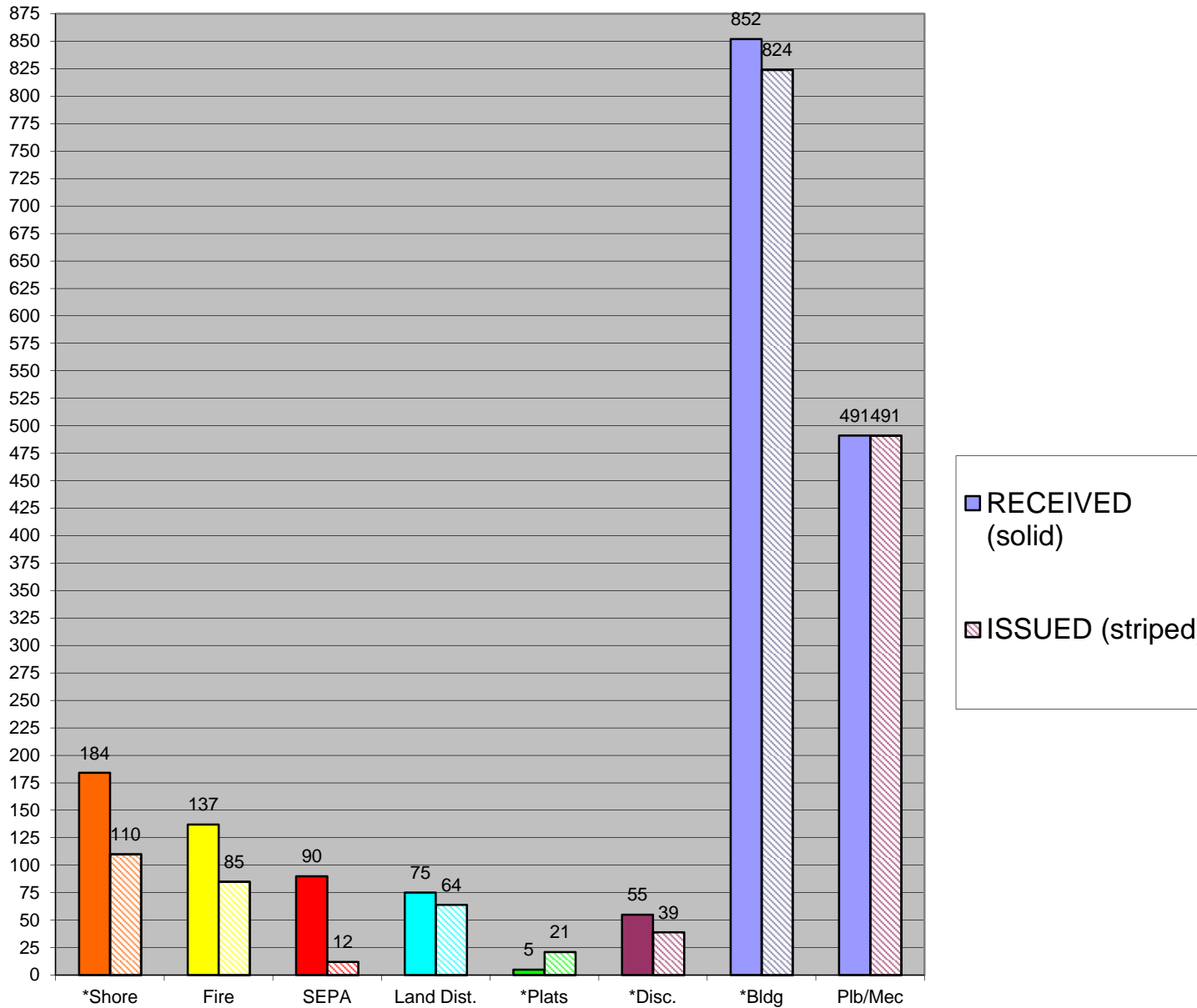


YEAR TO DATE

CASES

**RECEIVED
 and
 ISSUED**

JAN - DEC



Stripe = Issued
 Solid = Received

Year to Date Report
 November-14

- *Shore = SHC, SHR, SHV, SHX
- *Plats = LSS, SSS, BSP, PUD, MDP
- *Disc = ADM, APL, CUP, NON, VAR
- *Bldg = COM, DET, MOB, SFR