

# Permit Activity, October 08

WHATCOM COUNTY PLANNING & DEVELOPMENT  
2008 October



CURRENT MONTH		
SINGLE FAMILY RESIDENCES	ISSUED	VALUATION
NEW - RESIDENTIAL	15	3,319,018
NEW - DUPLEX		
ADDITION/REMODEL	18	1,019,243
CONVERT TO LIVING	1	99,312
DEMOLITION (SINGLE FAMILY)	6	34,020
MOVE TO SITE		
REPLACE/REPAIR	1	288
RE-ROOF / SIDE ONLY		
<b>TOTAL</b>	<b>41</b>	<b>\$4,471,880.93</b>

MOBILE HOMES	ISSUED	VALUATION
NEW - MOBILE HOME	3	143,594
ADDITION TO MOB		
CONVERT TO STORAGE		
REPLACEMENT	6	284,244
TEMP MOBILE	1	5,000
<b>TOTAL</b>	<b>10</b>	<b>\$432,838.00</b>

DETACHED BUILDINGS	ISSUED	VALUATION
NEW - AG BARN / STORAGE	12	1,114,908
NEW - GARAGE	9	348,456
NEW - OTHER TYPE BLDG	4	48,574
NEW - OTHER TYPE STRUCTURES	3	137,288
NEW - STORAGE	4	86,720
ADDITION / REMODEL	4	30,765
CONVERT TO OTHER		
DEMOLITION (DETACHED)		
MOVE TO SITE		
REPLACE / REPAIR		
RE-ROOF ONLY		
<b>TOTAL</b>	<b>36</b>	<b>\$1,766,711.00</b>

COMMERCIAL	ISSUED	VALUATION
NEW - 3 - 4 UNIT APARTMENTS		
NEW - 5 + UNIT APARTMENTS		
NEW - AIRPORT FACILITIES		
NEW - AMUSEMENT, SOCIAL, REC		
NEW - CHURCHES & OTH RELIGIOUS		
NEW - FIRE STATIONS / MEDIC ONE		
NEW - HOSPITALS / INSTITUTIONAL		
NEW - HOTEL / MOTEL / TOUR. CAB		
NEW - INDUSTRIAL		
NEW - MIXED USE		
NEW - OFFICE, BANKS, PROF	1	232,543
NEW - OTHER PORTABLES		
NEW - OTHER TYPE BLDGS	1	55,448
NEW - OTHER TYPE STRUCTURES	4	179,800
NEW - PORTABLE CLASSROOM		
NEW - PUBLIC WORKS & UTILITY		
NEW - SCHOOLS & OTHER ED		
NEW - STORAGE BLDGS		
NEW - STORES & CUSTOMER SERV		
NEW - WAREHOUSE		
ADDITION / REMODEL	2	237,569
CHANGE OF USE / TEN IMPROV / OCC		
CONVERT		
DEMOLITION (COMMERCIAL)		
MOVE TO SITE		
REPLACE / REPAIR		
RE-ROOF ONLY		
<b>TOTAL</b>	<b>8</b>	<b>\$705,360.00</b>

MONTHLY TOTAL	
ISSUED	VALUATION
95	\$7,376,789.93

YEAR TO DATE	
ISSUED	VALUATION
270	63,710,937
185	10,800,535
4	192,152
37	261,235
4	94,424
31	915,581
7	77,498
<b>538</b>	<b>\$76,052,362.33</b>

MOB	ISSUED	VALUATION
34	1,404,976	
33	1,299,309	
1	5,000	
<b>68</b>	<b>\$2,709,285.00</b>	

DET	ISSUED	VALUATION
67	4,767,330	
131	3,191,361	
16	211,028	
24	413,452	
26	638,122	
19	685,913	
2	8,800	
10	31,350	
1	10,000	
10	124,742	
1	4,000	
<b>307</b>	<b>\$10,086,097.50</b>	

COM	ISSUED	VALUATION
2	2,988,413	
2	2,330,000	
1	1,750,000	
1	176,300	
5	2,134,000	
4	448,583	
1	53,902	
4	1,205,448	
44	11,057,304	
1	150,000	
4	696,583	
1	11,189	
2	2,425,882	
17	6,427,413	
9	263,000	
1	-	
3	36,000	
3	128,000	
10	2,406,000	
3	192,000	
<b>118</b>	<b>\$34,880,017.18</b>	

YEARLY TOTAL	
ISSUED	VALUATION
1,031	\$123,727,762.01



**YEAR TO DATE**

**BLDG PERMITS  
 VALUATION**

in thousands

**October**

**Comparing  
 2007 to 2008**

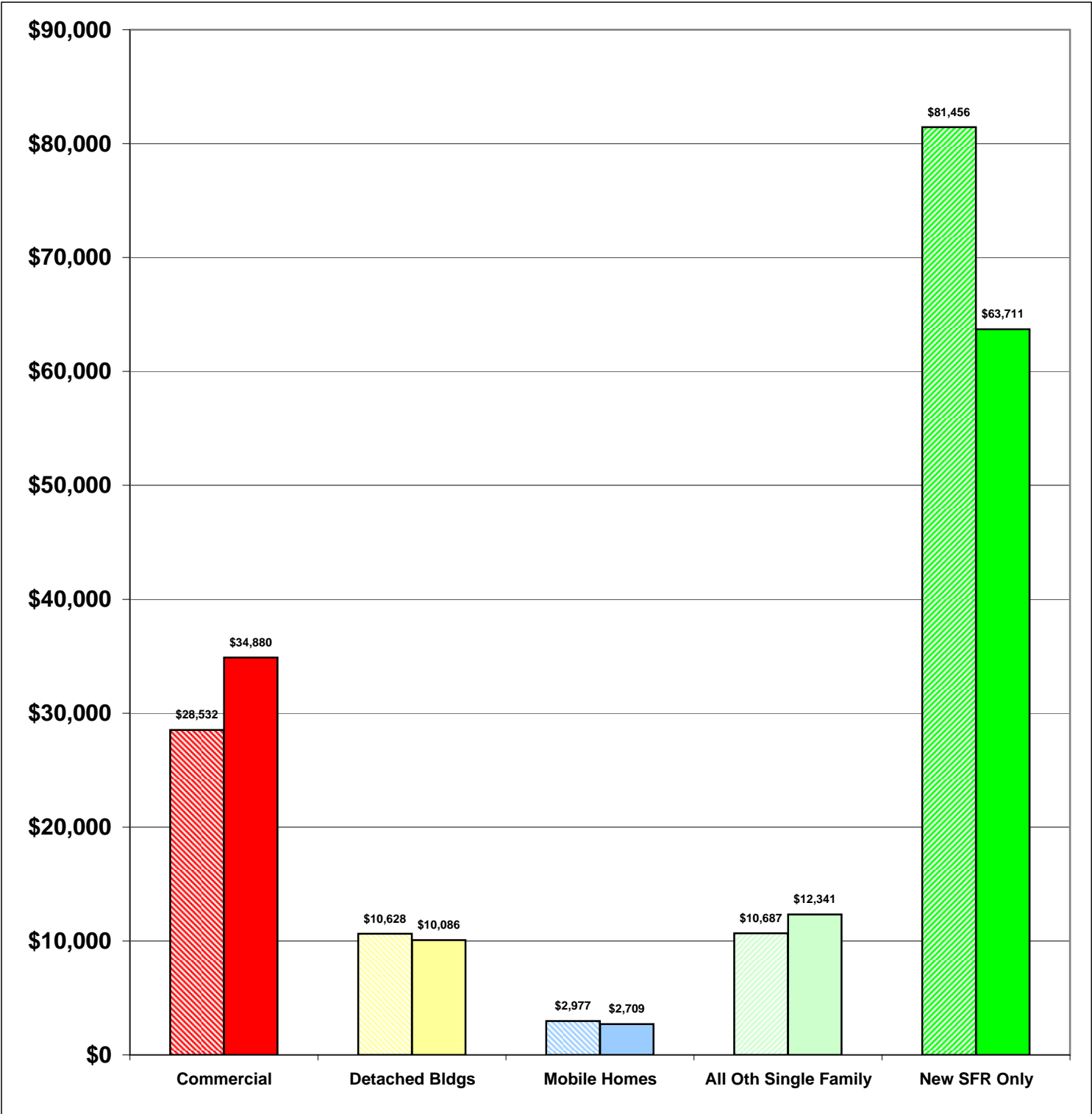
**2007     \$134,280  
 2008     \$123,727**

**-8%**

**Total Increase**

**Stripe = 07    Solid = 08**

Year to Date Valuation Report  
 October-08





**BLDG PERMITS  
 ISSUED**

**October**

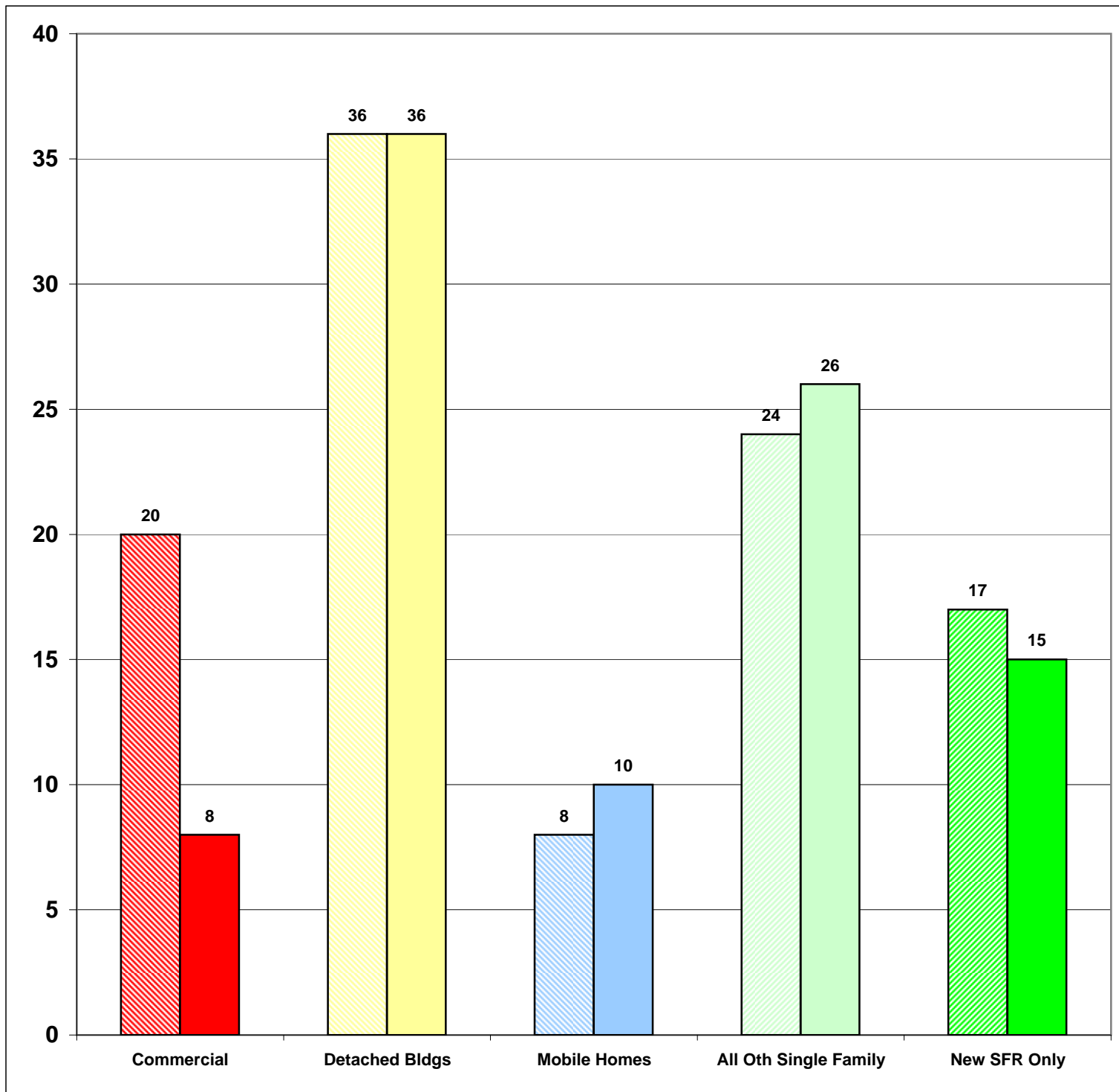
**Comparing  
 2007 to 2008**

**Oct-07 105  
 Oct-08 95**

**-10%**

**Total Increase**

**Stripe = 07 Solid = 08**



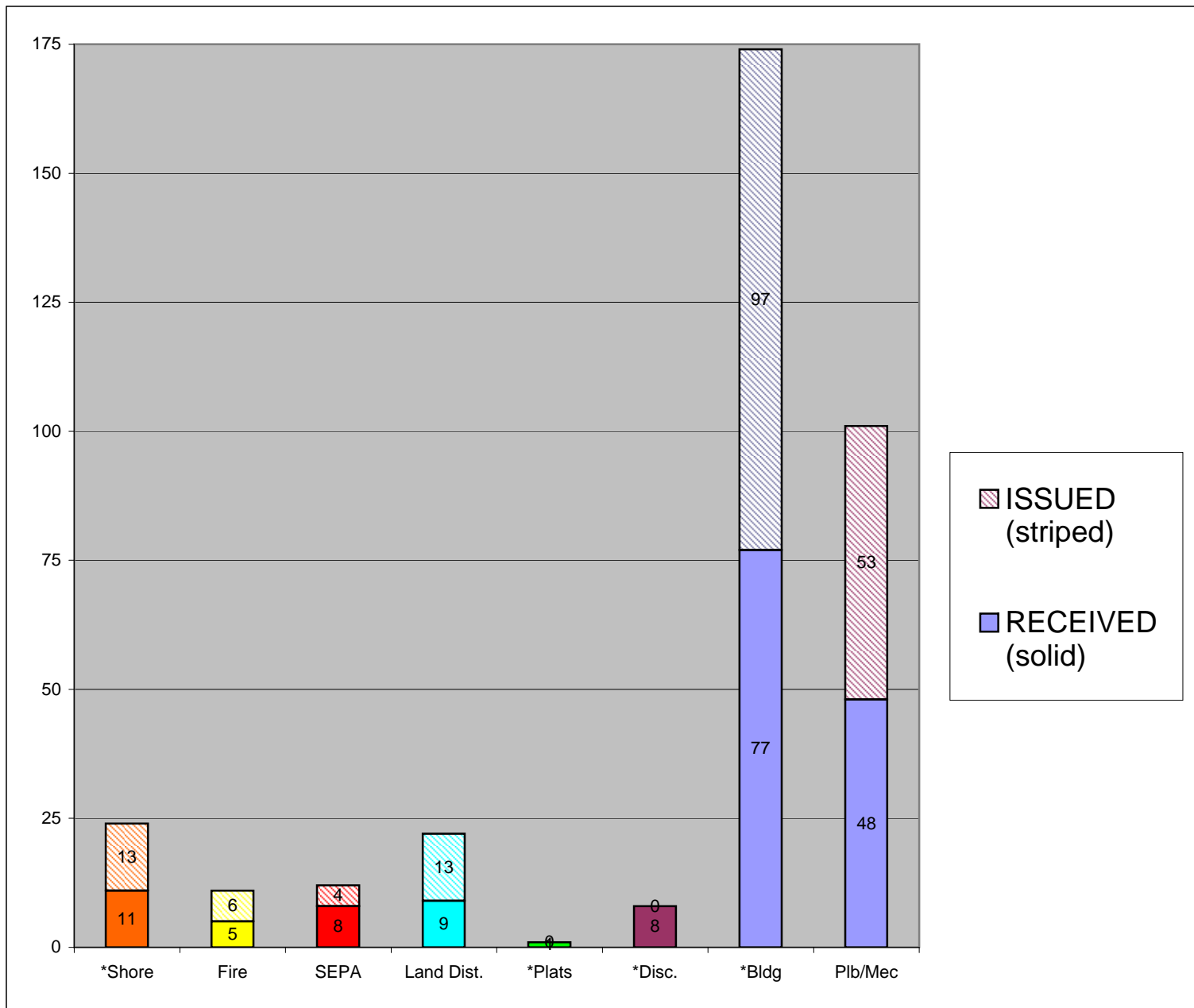


**CASES  
 RECEIVED  
 and  
 ISSUED**

**October**

**Stripe = Issued**  
**Solid = Received**

Monthly Permit Report  
 October-08



\*Shore = SHC, SHR, SHV, SHX

\*Plats = LSS, SSS, BSP, PUD, MDP

\*Disc = ADM, APL, CUP, NON, VAR

\*Bldg = COM, DET, MOB, SFR



**YEAR TO DATE**

**BLDG PERMITS  
 ISSUED**

**JAN - OCT**

**Comparing  
 2007 to 2008**

**2007 1265**

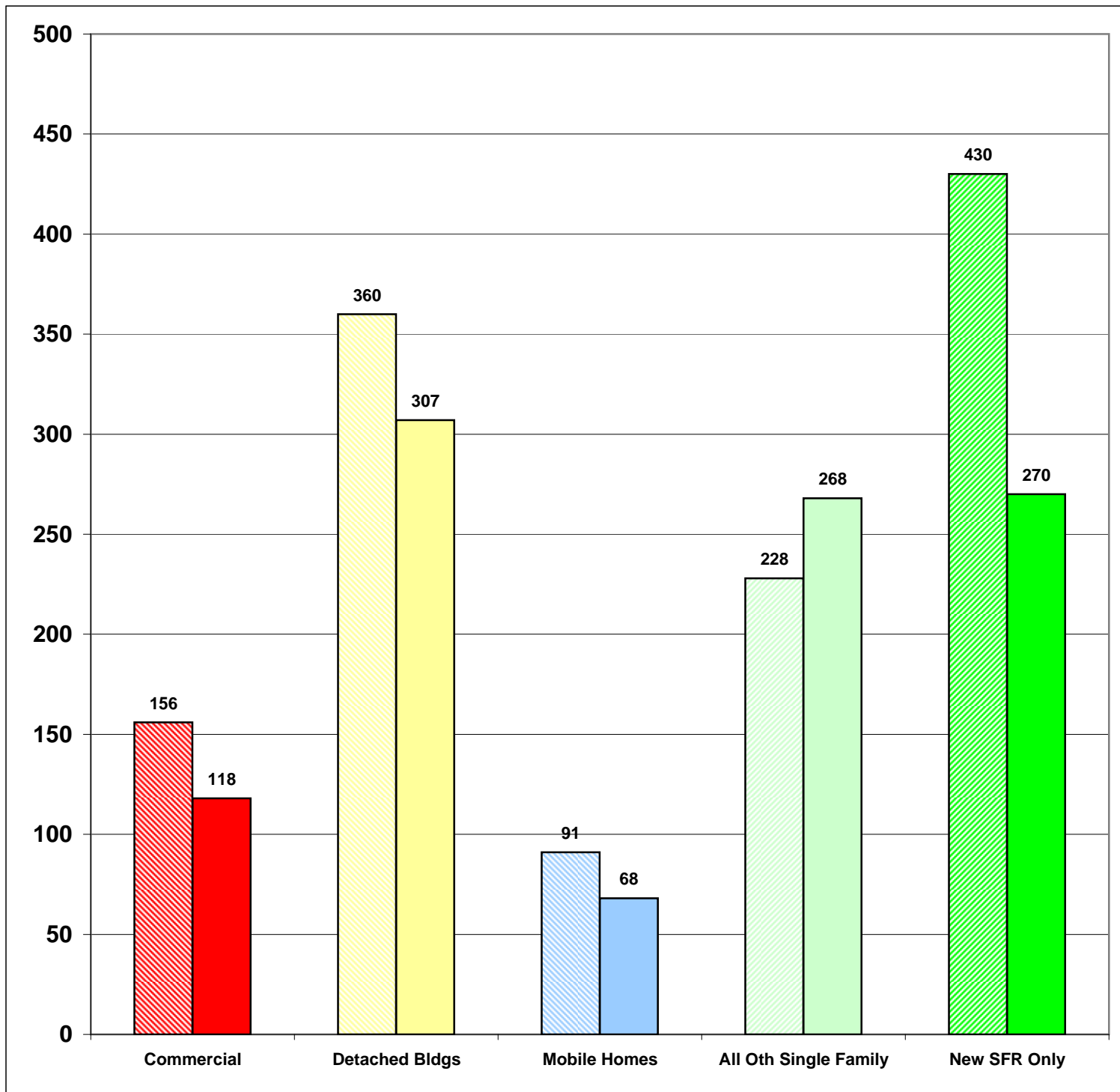
**2008 1031**

**-18%**

**Total Increase**

**Stripe = 07    Solid = 08**

Year to Date Report  
 October-08





**YEAR TO DATE**

**BLDG PERMITS  
APPLIED FOR**

**JAN - OCT**

**Comparing  
2007 to 2008**

**2007 1283**

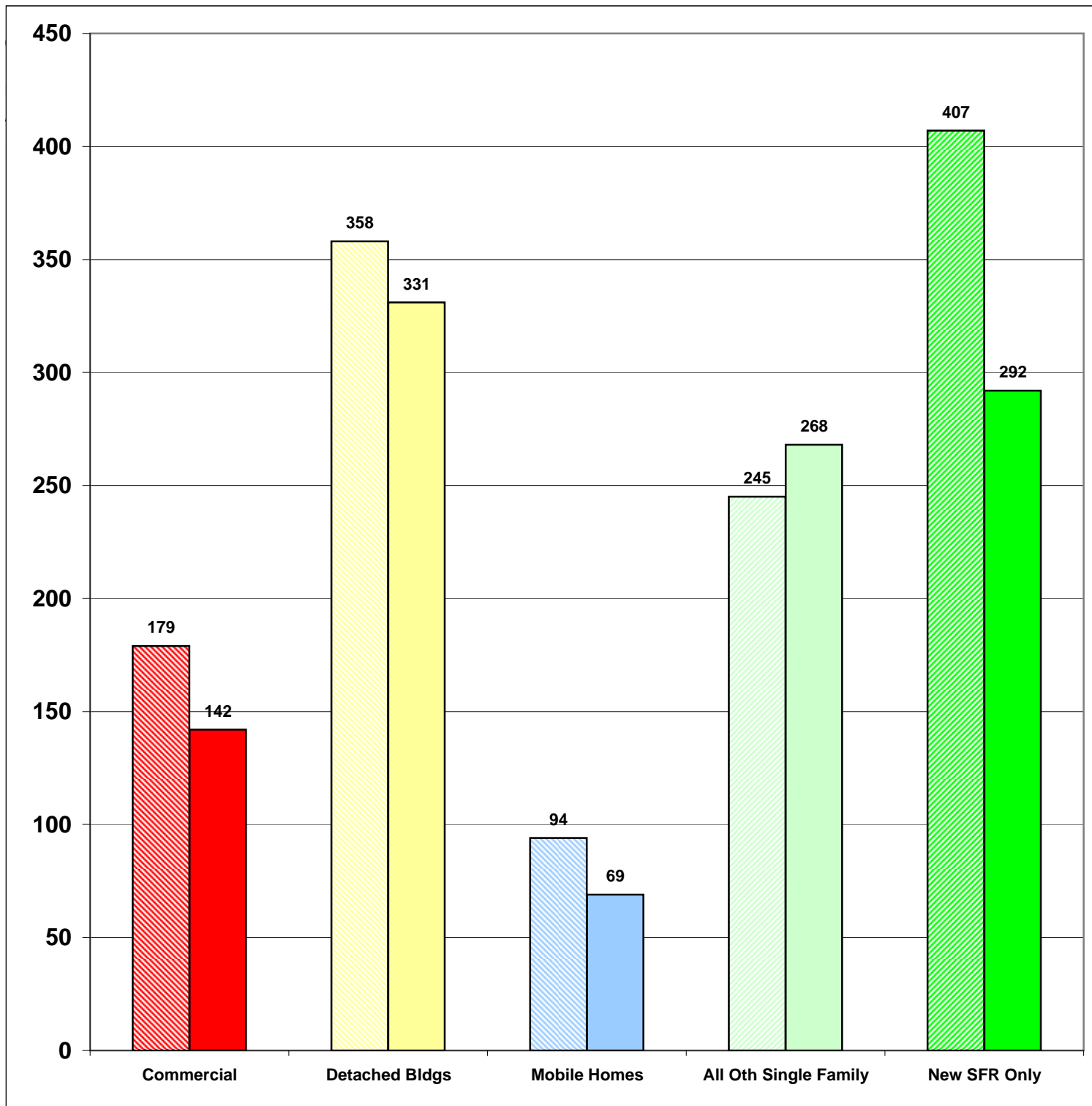
**2008 1102**

**-14%**

**Total Increase**

**Stripe = 07    Solid = 08**

**Year to Date Report  
October-08**





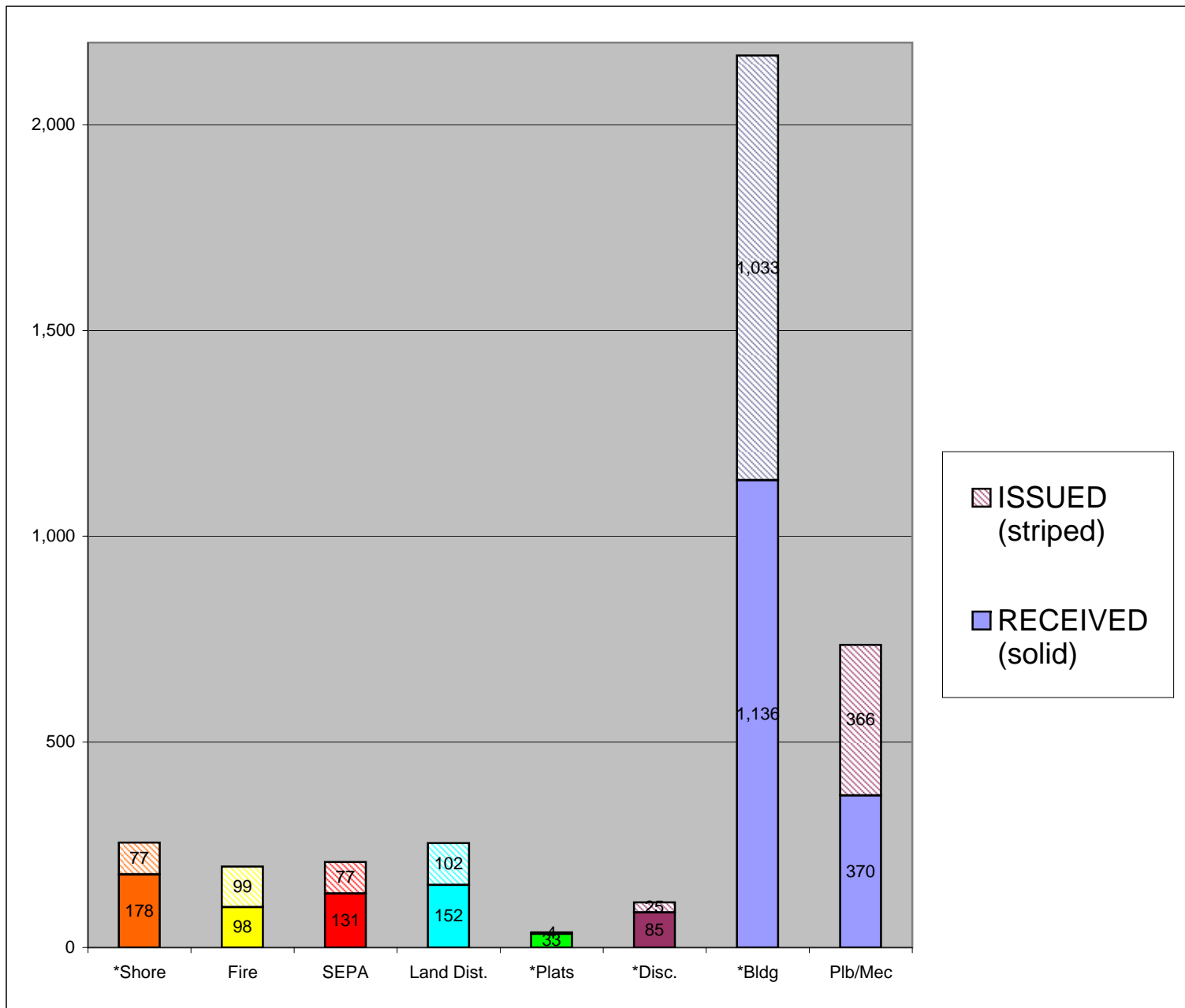
**YEAR TO DATE**

**CASES  
 RECEIVED  
 and  
 ISSUED**

**JAN - OCT**

**Stripe = Issued**  
**Solid = Received**

Year to Date Report  
 October-08



\*Shore = SHC, SHR, SHV, SHX  
 \*Plats = LSS, SSS, BSP, PUD, MDP  
 \*Disc = ADM, APL, CUP, NON, VAR  
 \*Bldg = COM, DET, MOB, SFR