

# Permit Activity, October 09

WHATCOM COUNTY PLANNING & DEVELOPMENT  
2009 October



CURRENT MONTH		
SINGLE FAMILY RESIDENCES	ISSUED	VALUATION
NEW - RESIDENTIAL	15	2,633,658
NEW - DUPLEX		
ADDITION/REMODEL	13	815,805
CONVERT TO LIVING		
DEMOLITION (SINGLE FAMILY)	2	11,800
MOVE TO SITE		
REPLACE/REPAIR		
RE-ROOF / SIDE ONLY		
<b>TOTAL</b>	<b>30</b>	<b>\$3,461,263.00</b>

MOBILE HOMES	ISSUED	VALUATION
NEW - MOBILE HOME	2	69,817
ADDITION TO MOB		
CONVERT TO STORAGE		
REPLACEMENT	4	168,524
TEMP MOBILE		
<b>TOTAL</b>	<b>6</b>	<b>\$238,341.00</b>

DETACHED BUILDINGS	ISSUED	VALUATION
NEW - AG BARN / STORAGE	7	257,958
NEW - GARAGE	6	104,520
NEW - OTHER TYPE BLDG	2	15,000
NEW - OTHER TYPE STRUCTURES		
NEW - STORAGE	5	144,960
ADDITION / REMODEL	2	16,680
CONVERT TO OTHER		
DEMOLITION (DETACHED)	1	18,000
MOVE TO SITE	1	8,000
REPLACE / REPAIR		
RE-ROOF ONLY		
<b>TOTAL</b>	<b>24</b>	<b>\$565,118.00</b>

COMMERCIAL	ISSUED	VALUATION
NEW - 3 - 4 UNIT APARTMENTS		
NEW - 5 + UNIT APARTMENTS	1	569,360
NEW - AIRPORT FACILITIES		
NEW - AMUSEMENT, SOCIAL, REC		
NEW - CHURCHES & OTH RELIGIOUS		
NEW - FIRE STATIONS / MEDIC ONE		
NEW - HOSPITALS / INSTITUTIONAL		
NEW - HOTEL / MOTEL / TOUR. CAB	1	79,200
NEW - INDUSTRIAL	1	900,000
NEW - MIXED USE		
NEW - OFFICE, BANKS, PROF	1	30,000
NEW - OTHER PORTABLES		
NEW - OTHER TYPE BLDGS	4	908,178
NEW - OTHER TYPE STRUCTURES	7	890,739
NEW - PORTABLE CLASSROOM		
NEW - PUBLIC WORKS & UTILITY		
NEW - SCHOOLS & OTHER ED		
NEW - STORAGE BLDGS	1	48,000
NEW - STORES & CUSTOMER SERV		
NEW - WAREHOUSE	1	5,000,000
ADDITION / REMODEL	5	556,670
CHANGE OF USE / TEN IMPROV / OCC	2	26,522
CONVERT		
DEMOLITION (COMMERCIAL)		
MOVE TO SITE		
REPLACE / REPAIR	2	22,200
RE-ROOF ONLY		
<b>TOTAL</b>	<b>26</b>	<b>\$9,030,868.83</b>

MONTHLY TOTAL	
ISSUED	VALUATION
86	\$13,295,590.83

YEAR TO DATE	
ISSUED	VALUATION
187	38,257,701
135	8,438,650
6	467,217
17	96,800
19	581,498
3	56,662
<b>367</b>	<b>\$47,898,527.90</b>

MOB	ISSUED	VALUATION
	28	1,125,240
	20	910,674
	1	47,740
	<b>49</b>	<b>\$2,083,654.00</b>

DET	ISSUED	VALUATION
	50	2,134,187
	70	1,999,244
	16	674,153
	16	245,274
	21	584,880
	13	192,826
	1	10,000
	15	612,450
	2	15,650
	10	203,815
	<b>214</b>	<b>\$6,672,479.28</b>

COM	ISSUED	VALUATION
	1	155,043
	1	569,360
	1	24,420
	1	79,200
	9	22,091,399
	2	15,604,488
	6	2,135,241
	9	3,435,172
	42	3,401,099
	1	120,000
	1	20,000
	1	238,000
	10	2,345,996
	5	6,985,786
	17	1,048,804
	9	2,686,491
	4	104,696
	1	3,550
	10	201,088
	1	30,000
	<b>132</b>	<b>\$61,279,833.89</b>

YEARLY TOTAL	
ISSUED	VALUATION
762	\$117,934,495.07



**YEAR TO DATE**

**BLDG PERMITS  
 VALUATION**

in thousands

**JAN - OCT**

**Comparing  
 2008 to 2009**

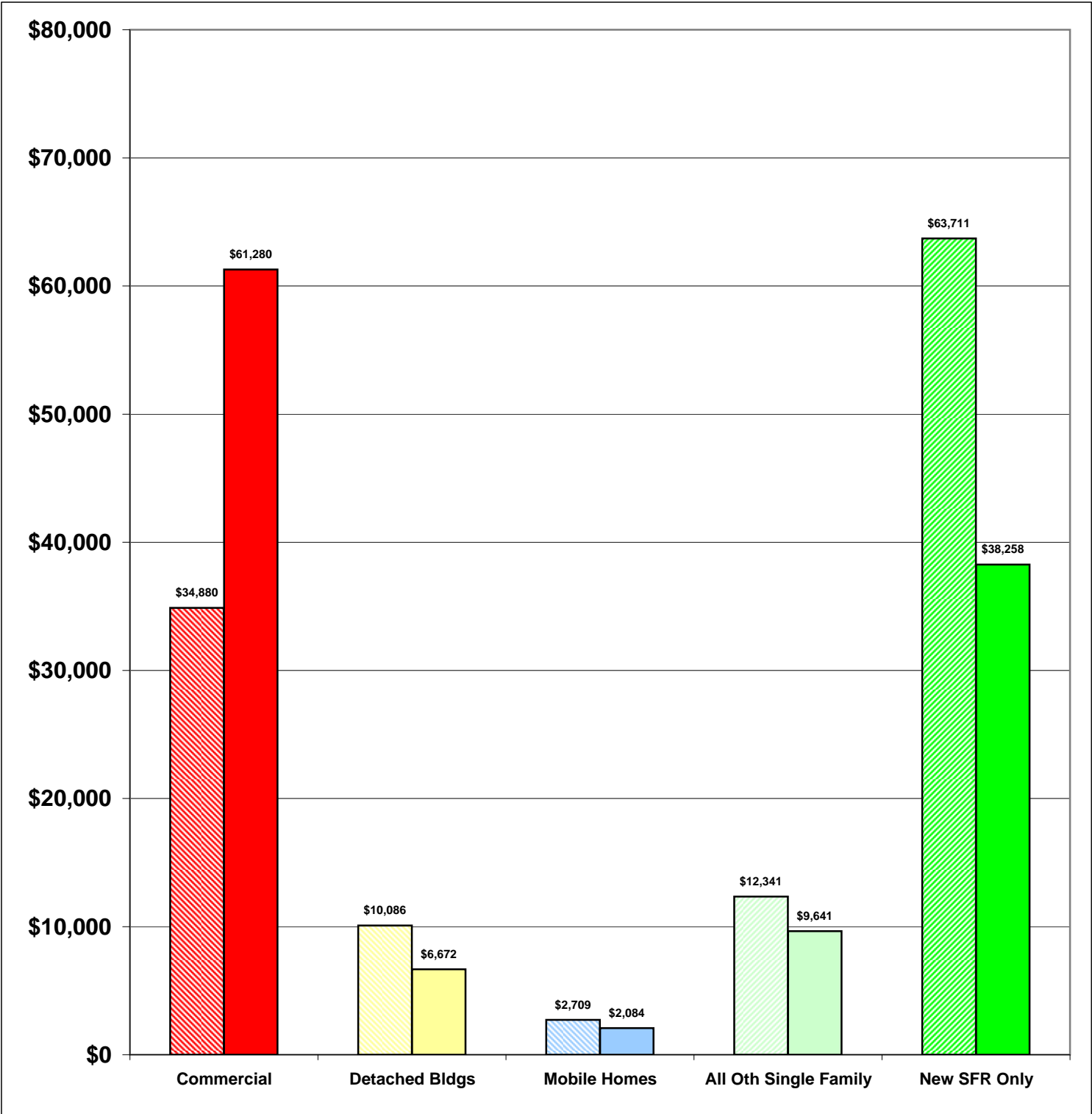
**2008     \$123,727  
 2009     \$117,935**

**-5%**

**Total Increase**

**Stripe = 08    Solid = 09**

Year to Date Valuation Report  
 October-09





## BLDG PERMITS ISSUED

October

Comparing  
2008 to 2009

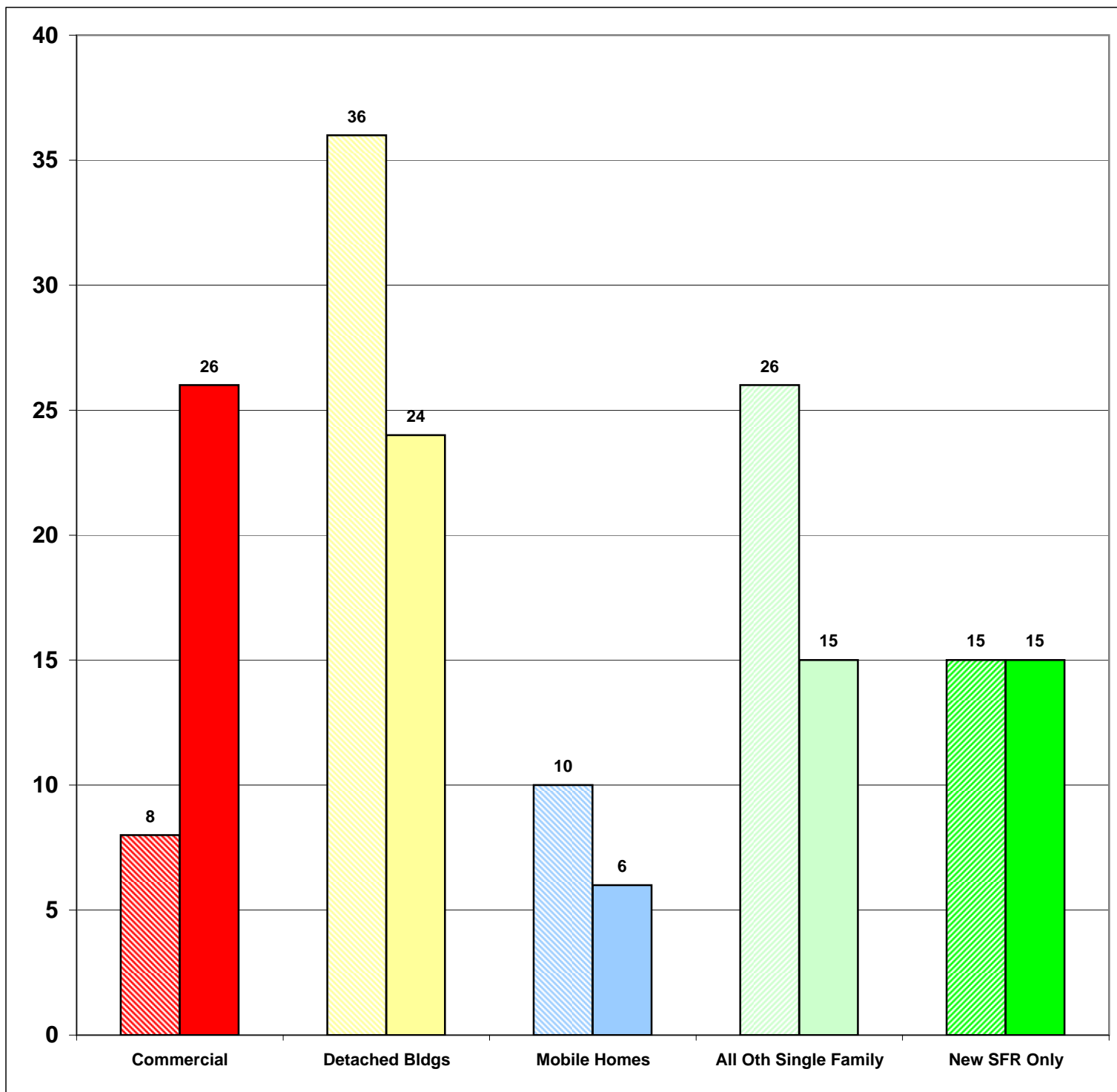
Oct-08 95  
Oct-09 86

-9%

Total Increase

Stripe = 08 Solid = 09

Monthly Report  
October-09



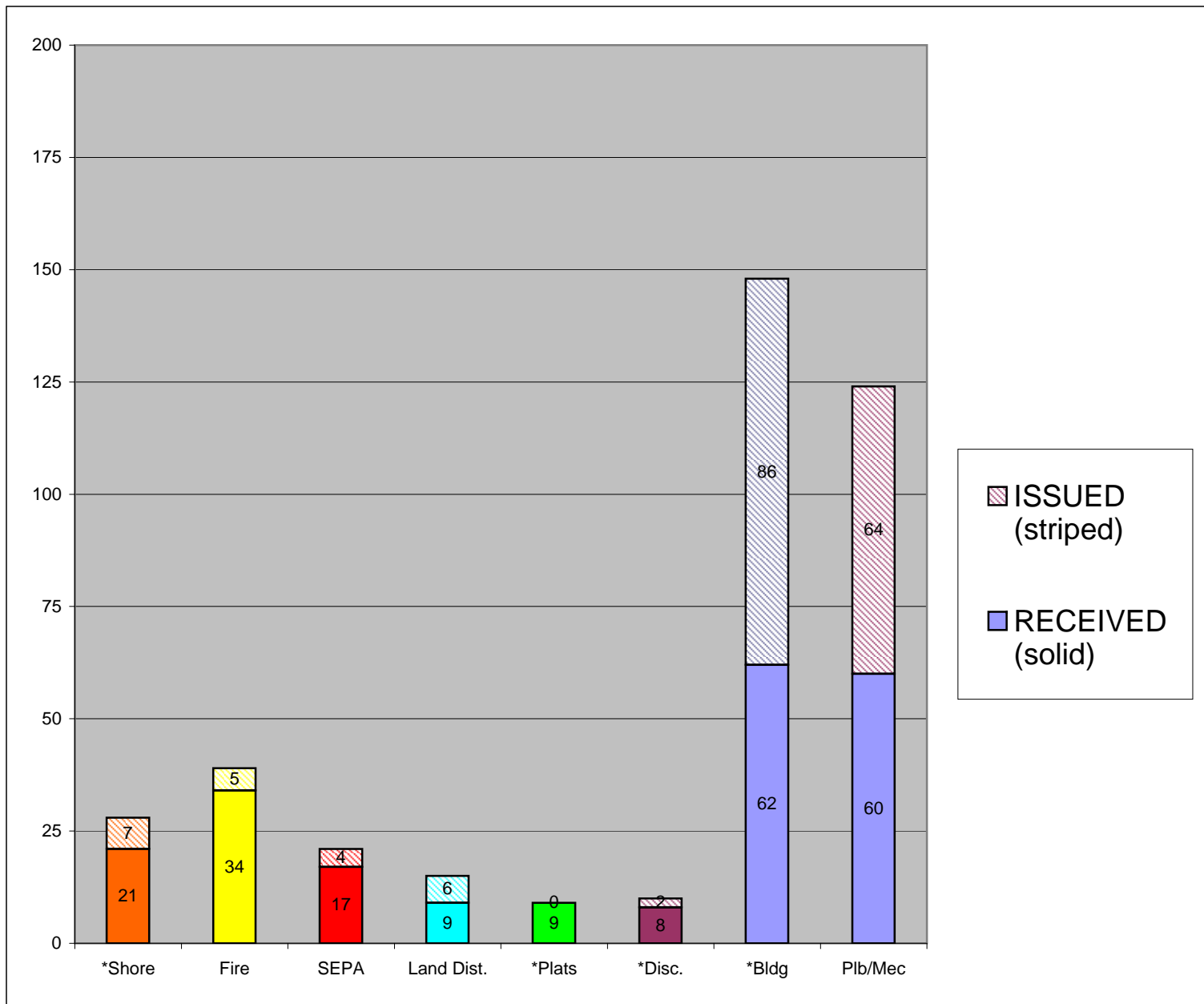


**CASES  
 RECEIVED  
 and  
 ISSUED**

**October**

**Stripe = Issued**  
**Solid = Received**

Monthly Permit Report  
 October-09



\*Shore = SHC, SHR, SHV, SHX

\*Plats = LSS, SSS, BSP, PUD, MDP

\*Disc = ADM, APL, CUP, NON, VAR

\*Bldg = COM, DET, MOB, SFR



**YEAR TO DATE**

**BLDG PERMITS  
 ISSUED**

**JAN - OCT**

**Comparing  
 2008 to 2009**

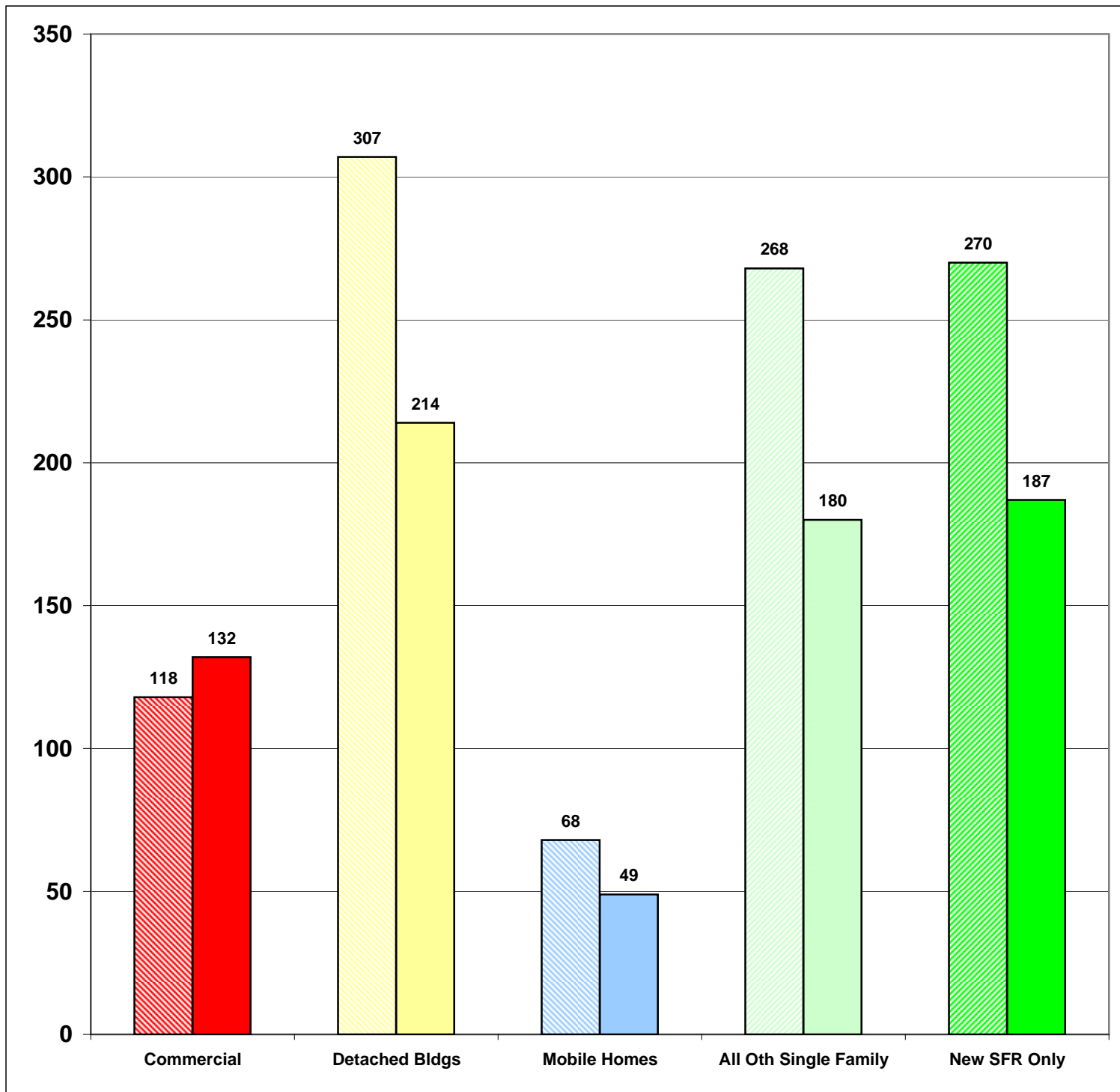
**2008    1031  
 2009    762**

**-26%**

**Total Increase**

**Stripe = 08    Solid = 09**

Year to Date Report  
 October-09





**YEAR TO DATE**

**BLDG PERMITS  
APPLIED FOR**

**JAN - OCT**

**Comparing  
2008 to 2009**

**2008 1088**

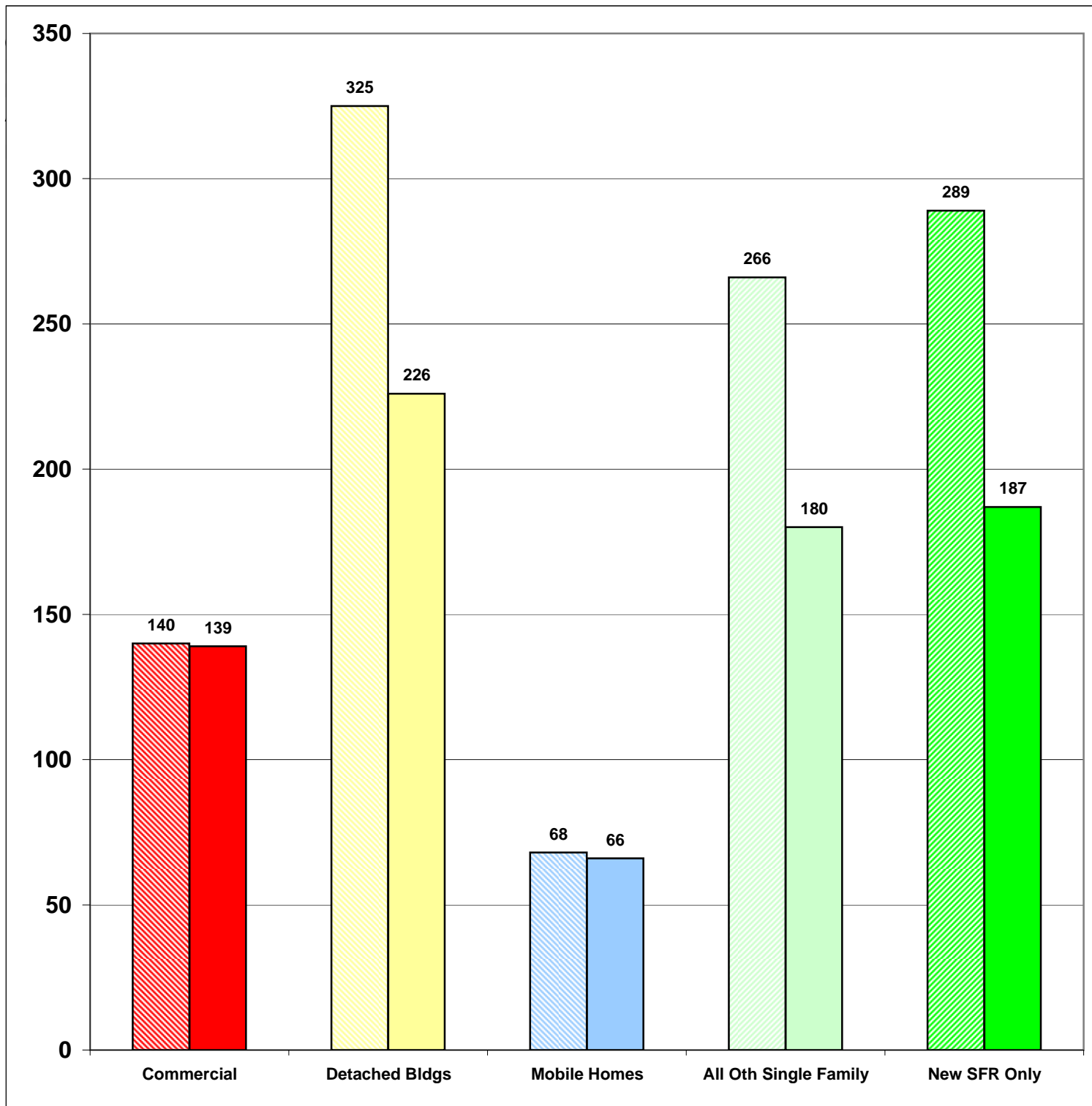
**2009 798**

**-27%**

**Total Increase**

**Stripe = 08 Solid = 09**

**Year to Date Report  
October-09**



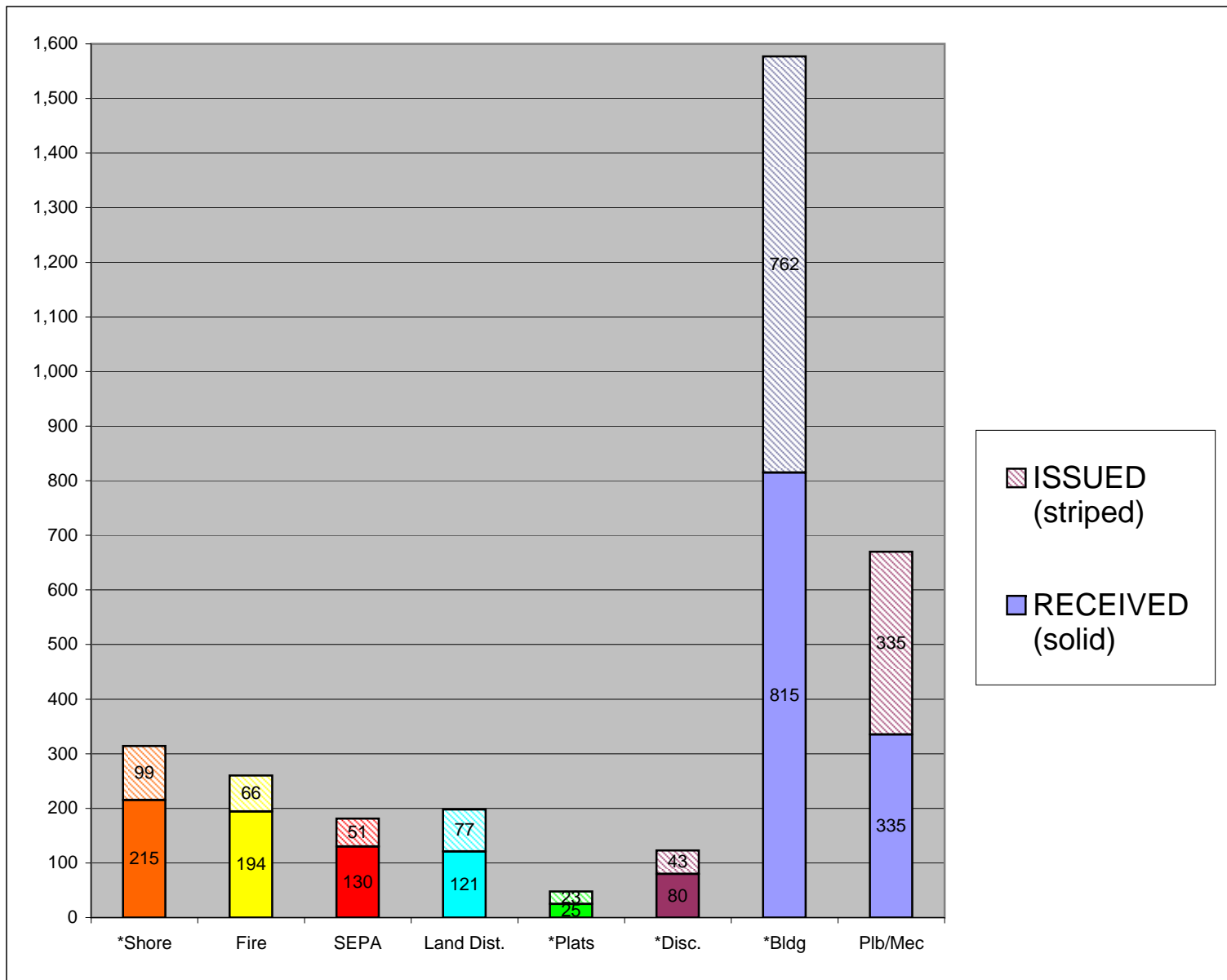


**YEAR TO DATE**

**CASES**

**RECEIVED  
 and  
 ISSUED**

**JAN - OCT**



**Stripe = Issued**  
**Solid = Received**

- \*Shore = SHC, SHR, SHV, SHX
- \*Plats = LSS, SSS, BSP, PUD, MDP
- \*Disc = ADM, APL, CUP, NON, VAR
- \*Bldg = COM, DET, MOB, SFR