

Permit Activity, October 10

WHATCOM COUNTY PLANNING & DEVELOPMENT
2010 October



CURRENT MONTH		
SINGLE FAMILY RESIDENCES	ISSUED	VALUATION
NEW - RESIDENTIAL	11	2,268,468
NEW - DUPLEX		
ADDITION/REMODEL	12	371,319
CONVERT TO LIVING		
DEMOLITION (SINGLE FAMILY)		
MOVE TO SITE		
REPLACE/REPAIR	1	2,800
RE-ROOF / SIDE ONLY		
TOTAL	24	\$2,642,587.00

MOBILE HOMES	ISSUED	VALUATION
NEW - MOBILE HOME	2	69,874
ADDITION TO MOB		
CONVERT TO STORAGE		
REPLACEMENT	3	131,203
TEMP MOBILE		
TOTAL	5	\$201,077.00

DETACHED BUILDINGS	ISSUED	VALUATION
NEW - AG BARN / STORAGE	7	288,920
NEW - GARAGE	9	240,080
NEW - OTHER TYPE BLDG	2	212,600
NEW - OTHER TYPE STRUCTURES	3	24,886
NEW - STORAGE	2	38,880
ADDITION / REMODEL	1	14,400
CONVERT TO OTHER		
DEMOLITION (DETACHED)		
MOVE TO SITE		
REPLACE / REPAIR	2	18,900
RE-ROOF ONLY		
TOTAL	26	\$838,666.00

COMMERCIAL	ISSUED	VALUATION
NEW - 3 - 4 UNIT APARTMENTS		
NEW - 5 + UNIT APARTMENTS		
NEW - AIRPORT FACILITIES		
NEW - AMUSEMENT, SOCIAL, REC		
NEW - CHURCHES & OTH RELIGIOUS		
NEW - FIRE STATIONS / MEDIC ONE		
NEW - HOSPITALS / INSTITUTIONAL		
NEW - HOTEL / MOTEL / TOUR. CAB		
NEW - INDUSTRIAL	1	313,000
NEW - MIXED USE		
NEW - OFFICE, BANKS, PROF		
NEW - OTHER PORTABLES		
NEW - OTHER TYPE BLDGS	1	252,591
NEW - OTHER TYPE STRUCTURES	5	1,386,463
NEW - PORTABLE CLASSROOM		
NEW - PUBLIC WORKS & UTILITY		
NEW - SCHOOLS & OTHER ED		
NEW - STORAGE BLDGS		
NEW - STORES & CUSTOMER SERV		
NEW - WAREHOUSE		
ADDITION / REMODEL	6	987,806
CHANGE OF USE / TEN IMPROV / OCC		
CONVERT	2	3,800
DEMOLITION (COMMERCIAL)		
MOVE TO SITE		
REPLACE / REPAIR		
RE-ROOF ONLY		
TOTAL	15	\$2,943,660.00

MONTHLY TOTAL	
ISSUED	VALUATION
70	\$6,625,990.00

YEAR TO DATE	
ISSUED	VALUATION
172	40,779,233
2	345,156
164	8,974,458
8	324,357
24	150,370
4	110,750
19	1,462,560
4	30,962
397	\$52,177,846.50

MOB	ISSUED	VALUATION
	37	1,680,231
	18	581,905
	1	8,081
	56	\$2,270,217.00

DET	ISSUED	VALUATION
	48	2,373,062
	66	2,173,651
	7	289,250
	26	328,543
	16	444,775
	19	441,560
	1	6,720
	19	71,250
	8	78,220
	210	\$6,207,031.00

COM	ISSUED	VALUATION
	3	902,746
	1	6,455,305
	1	100,000
	1	375,000
	4	725,784
	11	2,200,699
	1	535,065
	3	438,524
	1	125,000
	6	1,126,292
	51	10,605,478
	1	20,000
	8	1,302,442
	25	3,234,967
	20	461,579
	4	724,105
	8	49,400
	15	1,899,641
	3	39,714
	167	\$31,321,741.33

YEARLY TOTAL	
ISSUED	VALUATION
830	\$91,976,835.83



YEAR TO DATE

**BLDG PERMITS
 VALUATION**

in thousands

JAN - OCT

Comparing
 2009 to 2010

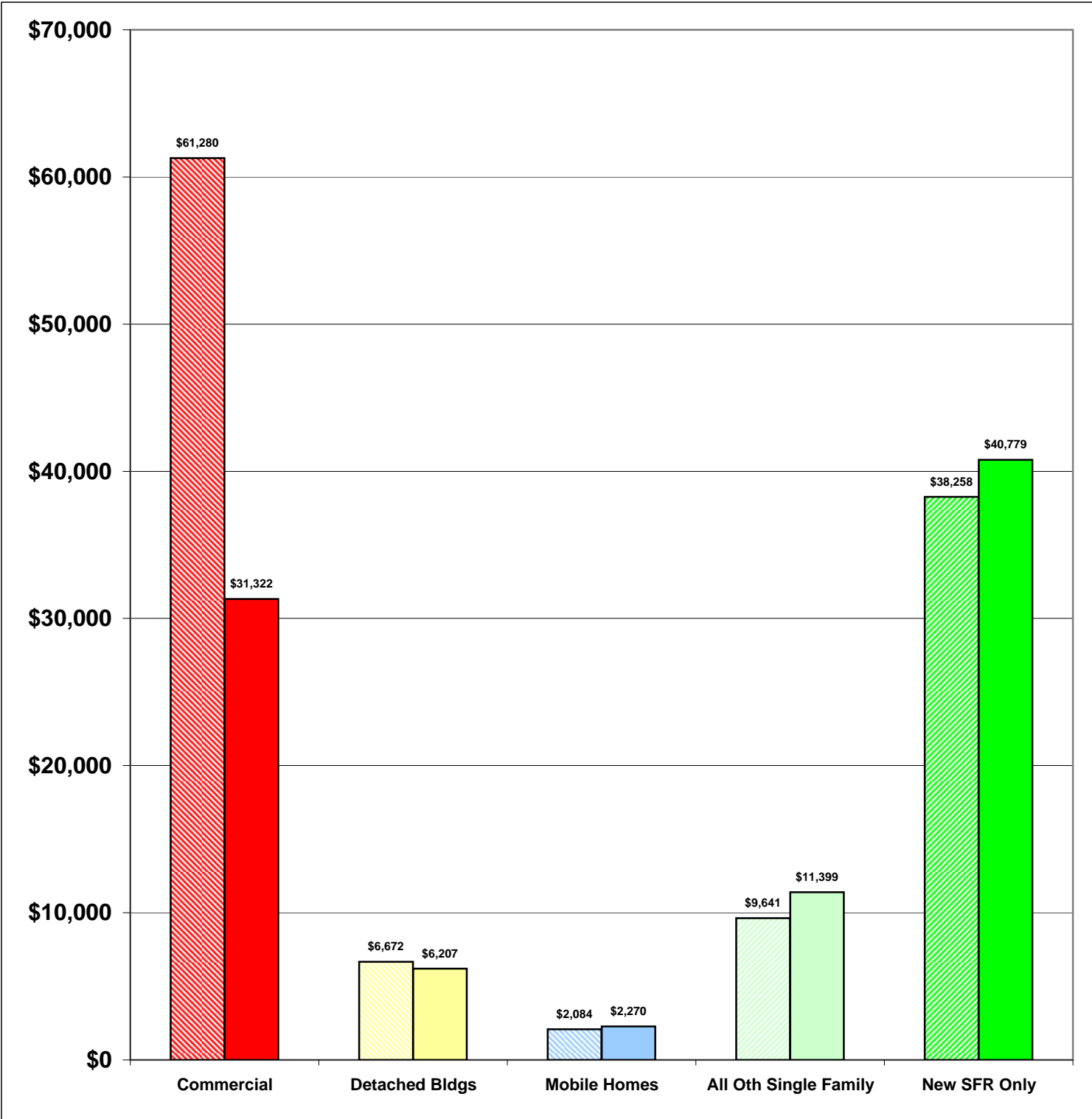
2009 \$117,935
2010 \$91,977

-22%

Total Increase

Stripe = 09 Solid = 10

Year to Date Valuation Report
 October-10





BLDG PERMITS ISSUED

OCT

Comparing
2009 to 2010

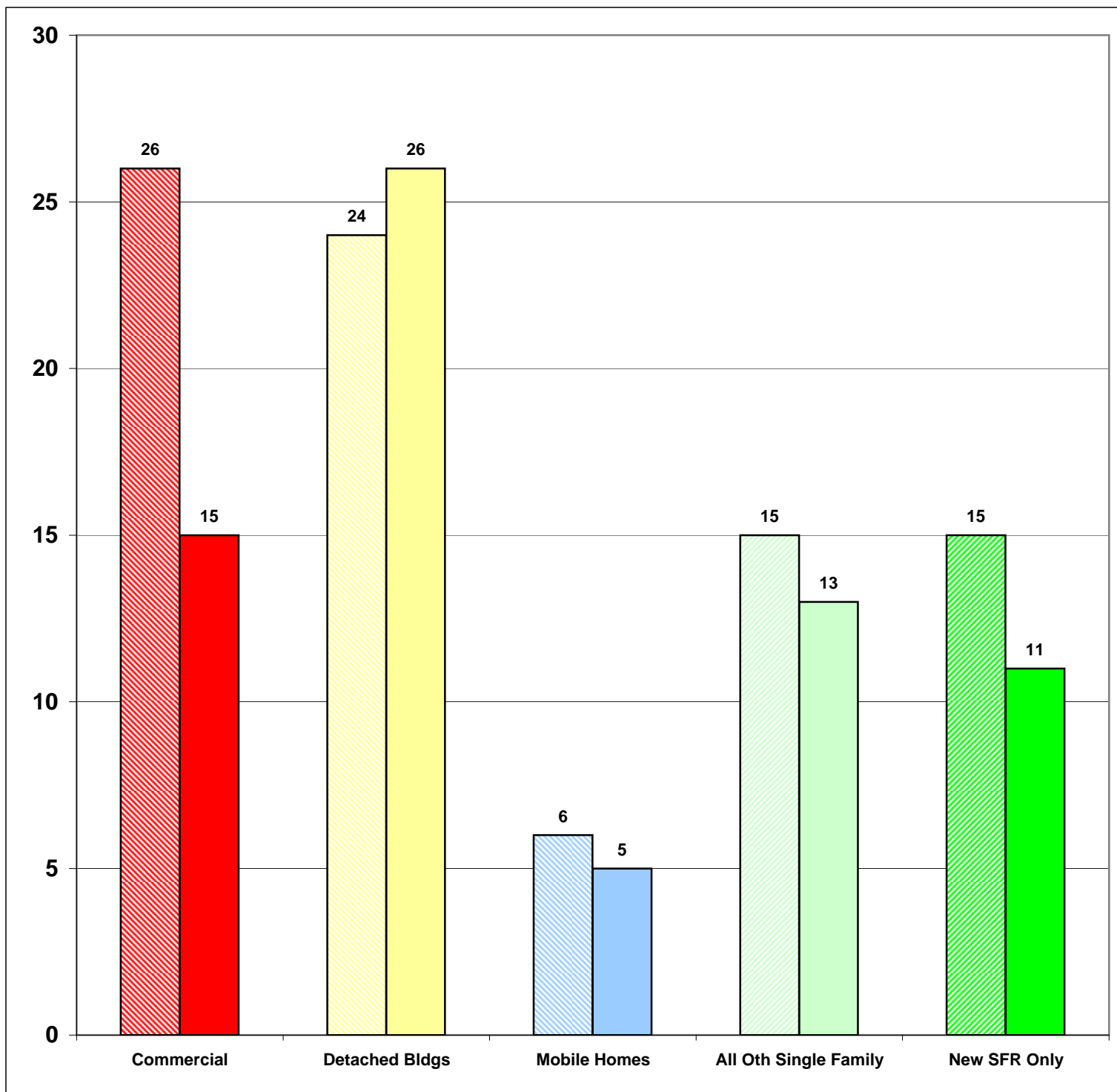
Oct-09 86
Oct-10 70

-19%

Total Increase

Stripe = 09 Solid = 10

Monthly Report
October-10



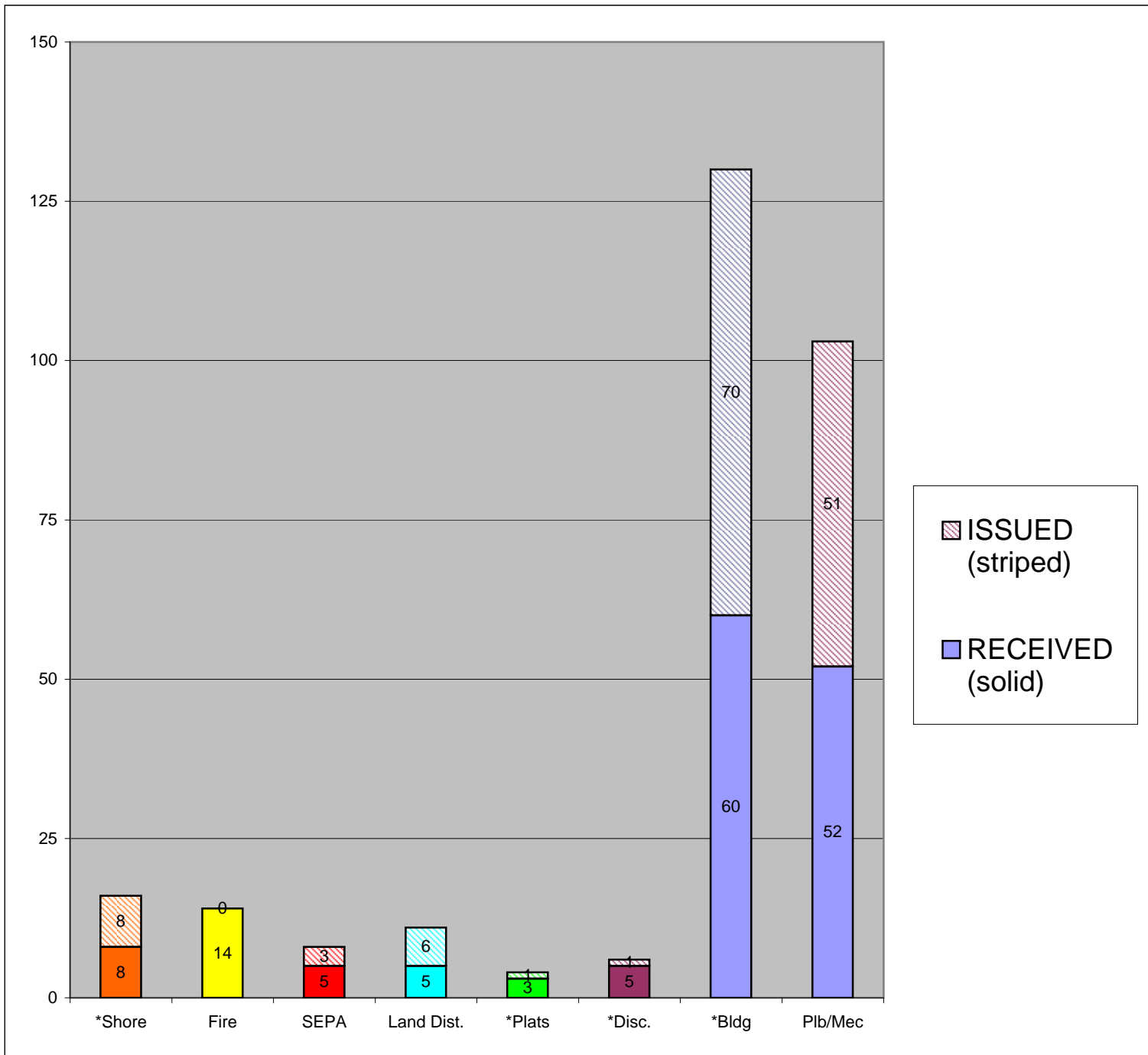


**CASES
 RECEIVED
 and
 ISSUED**

OCT

Stripe = Issued
Solid = Received

Monthly Permit Report
 October-10



*Disc = ADM, APL, CUP, NON, VAR

*Bldg = COM, DET, MOB, SFR



YEAR TO DATE

**BLDG PERMITS
 ISSUED**

JAN - OCT

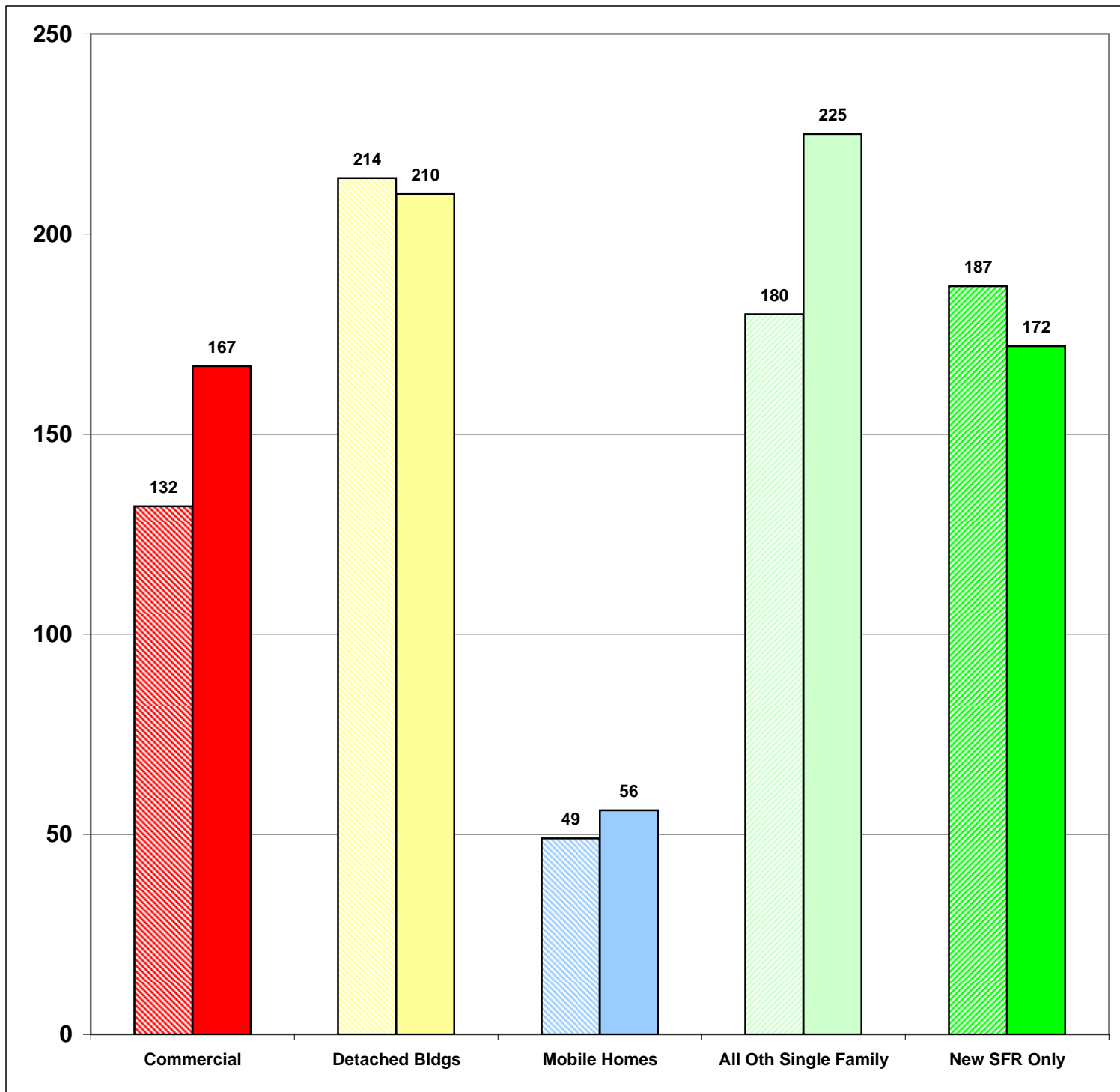
**Comparing
 2009 to 2010**

**2009 762
 2010 830**

**9%
 Total Increase**

Stripe = 09 Solid = 10

**Year to Date Report
 October-10**





YEAR TO DATE

**BLDG PERMITS
 APPLIED FOR**

JAN - OCT

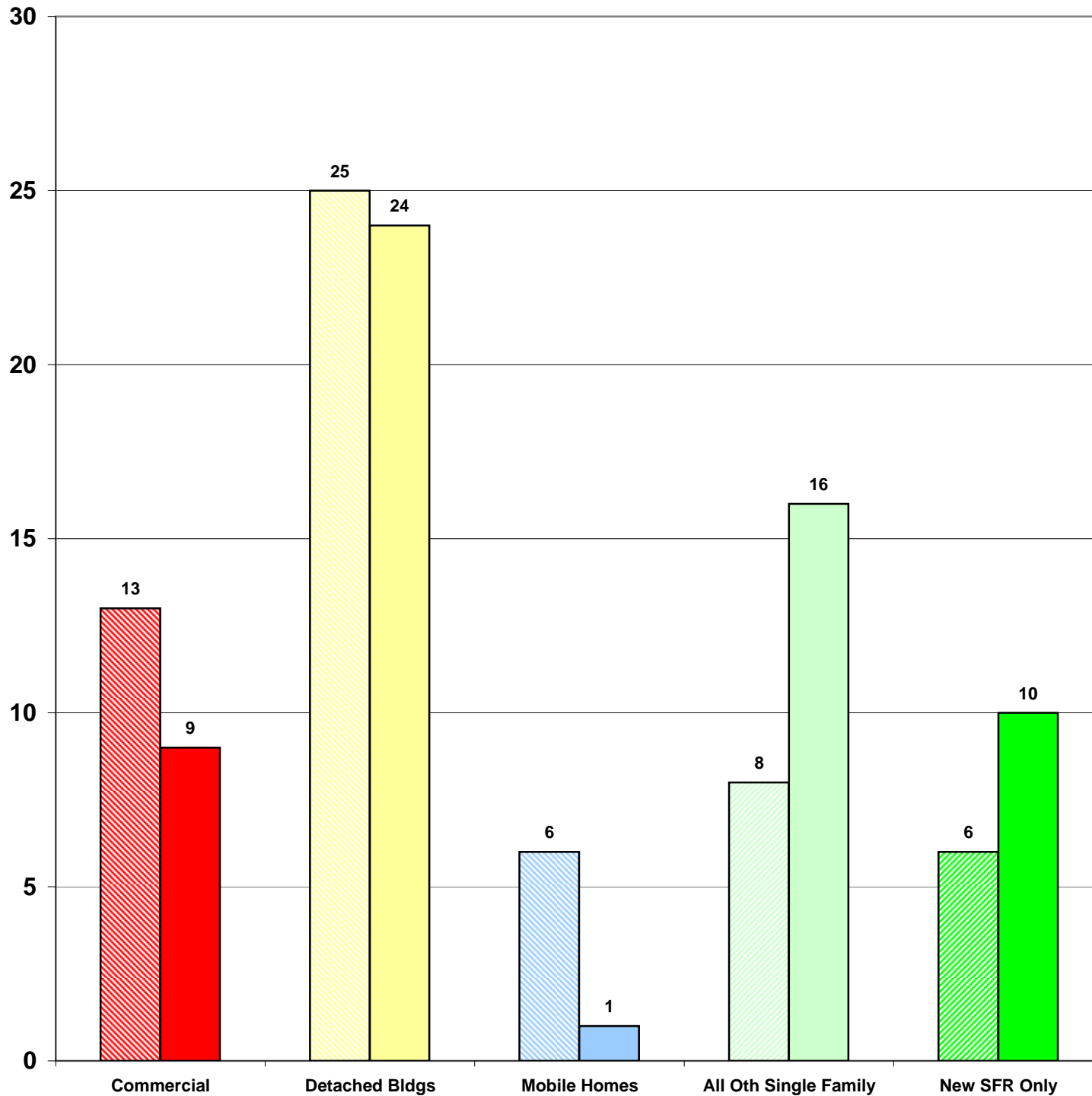
**Comparing
 2009 to 2010**

2009	58
2010	60

**3%
 Total Increase**

Stripe = 09 Solid = 10

Year to Date Report
 October-10



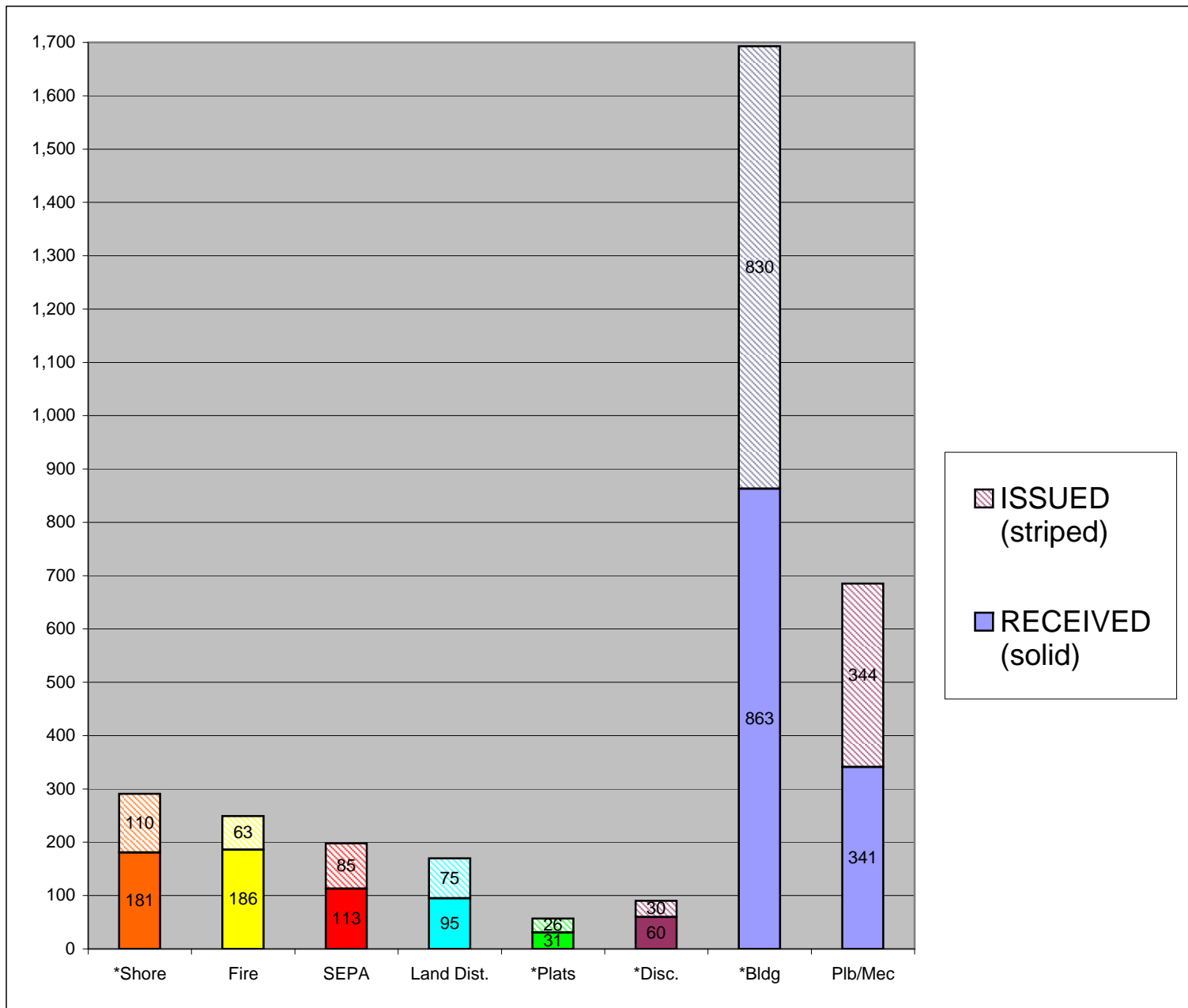


YEAR TO DATE

CASES

**RECEIVED
and
ISSUED**

JAN - OCT



Stripe = Issued
Solid = Received

Year to Date Report
October-10

*Shore = SHC, SHR, SHV, SHX

*Plats = LSS, SSS, BSP, PUD, MDP

*Disc = ADM, APL, CUP, NON, VAR

*Bldg = COM, DET, MOB, SFR