

Permit Activity, October 11

WHATCOM COUNTY PLANNING & DEVELOPMENT 2011 October



CURRENT MONTH		
SINGLE FAMILY RESIDENCES	ISSUED	VALUATION
NEW - RESIDENTIAL	12	2,482,505
NEW - DUPLEX		
ADDITION/REMODEL	8	328,150
CONVERT TO LIVING	1	5,688
DEMOLITION (SINGLE FAMILY)	3	18,550
MOVE TO SITE		
REPLACE/REPAIR	1	8,000
RE-ROOF / SIDE ONLY		
TOTAL	25	\$2,842,892.74

MOBILE HOMES	ISSUED	VALUATION
NEW - MOBILE HOME	9	268,998
ADDITION TO MOB		
CONVERT TO STORAGE		
REPLACEMENT	3	98,358
TEMP MOBILE		
TOTAL	12	\$367,356.00

DETACHED BUILDINGS	ISSUED	VALUATION
NEW - AG BARN / STORAGE	10	293,020
NEW - GARAGE	4	61,200
NEW - OTHER TYPE BLDGS	2	118,704
NEW - OTHER TYPE STRUCTURES	2	65,000
NEW - STORAGE	1	8,640
ADDITION / REMODEL	6	199,487
CONVERT TO OTHER		
DEMOLITION (DETACHED)	1	4,425
MOVE TO SITE		
REPLACE / REPAIR	1	8,000
RE-ROOF ONLY		
TOTAL	27	\$758,476.00

COMMERCIAL	ISSUED	VALUATION
NEW - 3 - 4 UNIT APARTMENTS		
NEW - 5 + UNIT APARTMENTS		
NEW - AIRPORT FACILITIES		
NEW - AMUSEMENT, SOCIAL, REC		
NEW - CHURCHES & OTH RELIGIOUS		
NEW - FIRE STATIONS / MEDIC ONE		
NEW - HOSPITALS / INSTITUTIONAL		
NEW - HOTEL / MOTEL / TOUR. CAB		
NEW - INDUSTRIAL		
NEW - MIXED USE		
NEW - OFFICE, BANKS, PROF		
NEW - OTHER PORTABLES		
NEW - OTHER TYPE BLDGS	1	78,500
NEW - OTHER TYPE STRUCTURES	5	94,891
NEW - PORTABLE CLASSROOM		
NEW - PUBLIC WORKS & UTILITY		
NEW - SCHOOLS & OTHER ED		
NEW - STORAGE BLDGS	1	59,880
NEW - STORES & CUSTOMER SERV		
NEW - WAREHOUSE		
ADDITION / REMODEL	1	2,700,000
CHANGE OF USE / TEN IMPROV / OCC	3	23,300
CONVERT		
DEMOLITION (COMMERCIAL)		
MOVE TO SITE		
REPLACE / REPAIR	2	49,800
RE-ROOF ONLY		
TOTAL	13	\$3,006,370.68

MONTHLY TOTAL	
ISSUED	VALUATION
77	\$6,975,095.42

YEAR TO DATE	
ISSUED	VALUATION
117	26,803,133
112	6,372,415
3	5,688
18	187,670
2	92,995
14	209,786
4	18,307
270	\$33,689,993.71

MOB	ISSUED	VALUATION
	39	1,202,112
	27	814,019
	66	\$2,016,131.00

DET	ISSUED	VALUATION
	47	4,245,270
	63	1,602,190
	12	474,312
	20	529,647
	13	439,062
	20	519,796
	3	24,251
	7	23,925
	11	392,036
	196	\$8,250,489.00

COM	ISSUED	VALUATION
	1	569,360
	1	30,000
	7	996,671
	2	2,321,312
	2	1,889,943
	3	134,500
	5	58,310,377
	31	4,394,377
	2	11,455,395
	8	711,490
	1	20,812
	24	9,055,663
	23	763,460
	1	294,385
	3	113,264
	8	302,610
	1	10,625
	123	\$91,374,244.46

YEARLY TOTAL	
ISSUED	VALUATION
655	\$135,330,858.17



YEAR TO DATE

**BLDG PERMITS
 VALUATION**

in thousands

JAN - OCT

**Comparing
 2010 to 2011**

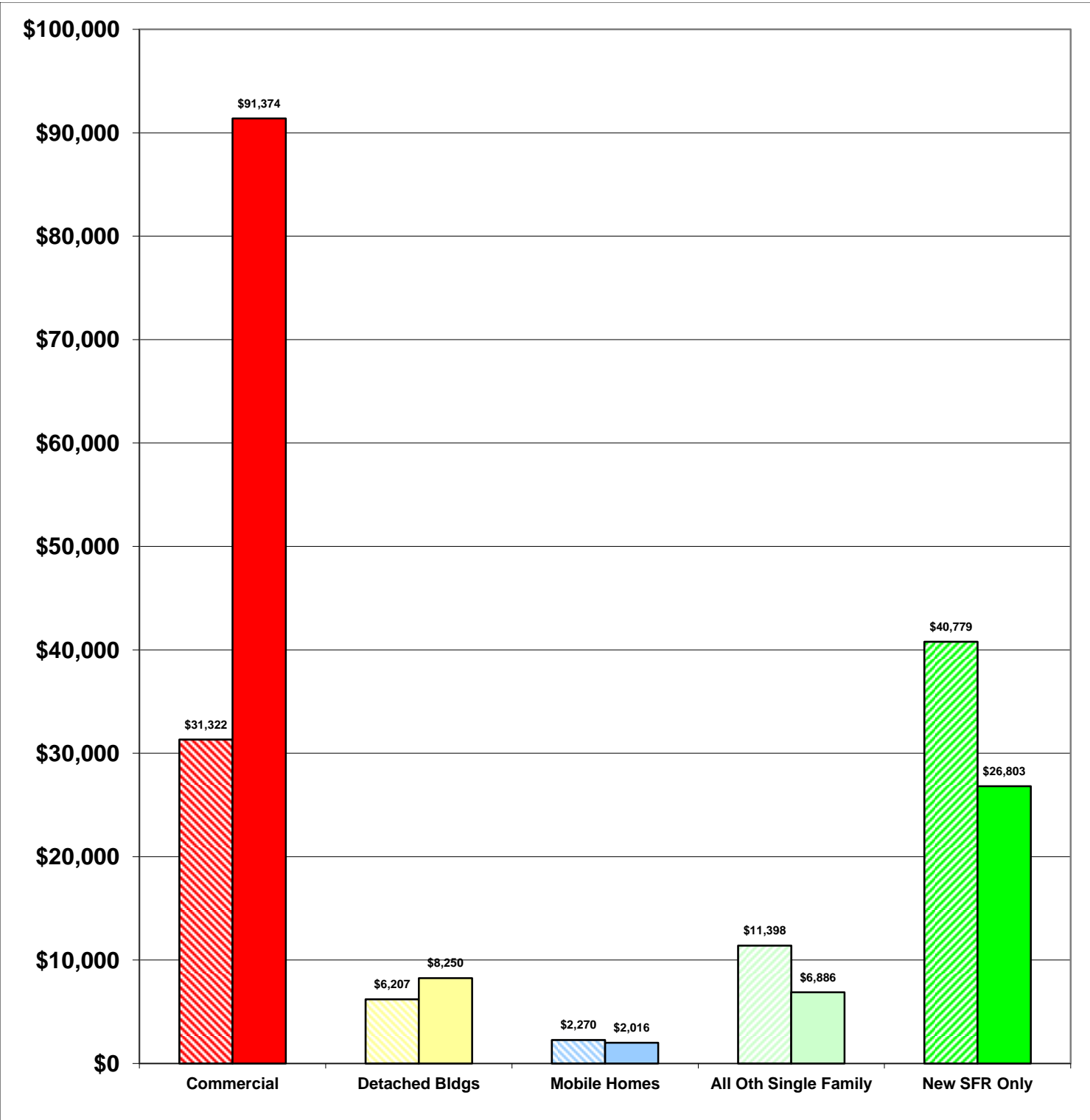
**2010 \$91,976
 2011 \$135,329**

47%

Total Increase

Stripe = 2010 Solid = 2011

Year to Date Valuation Report
 October-11





BLDG PERMITS ISSUED

OCT

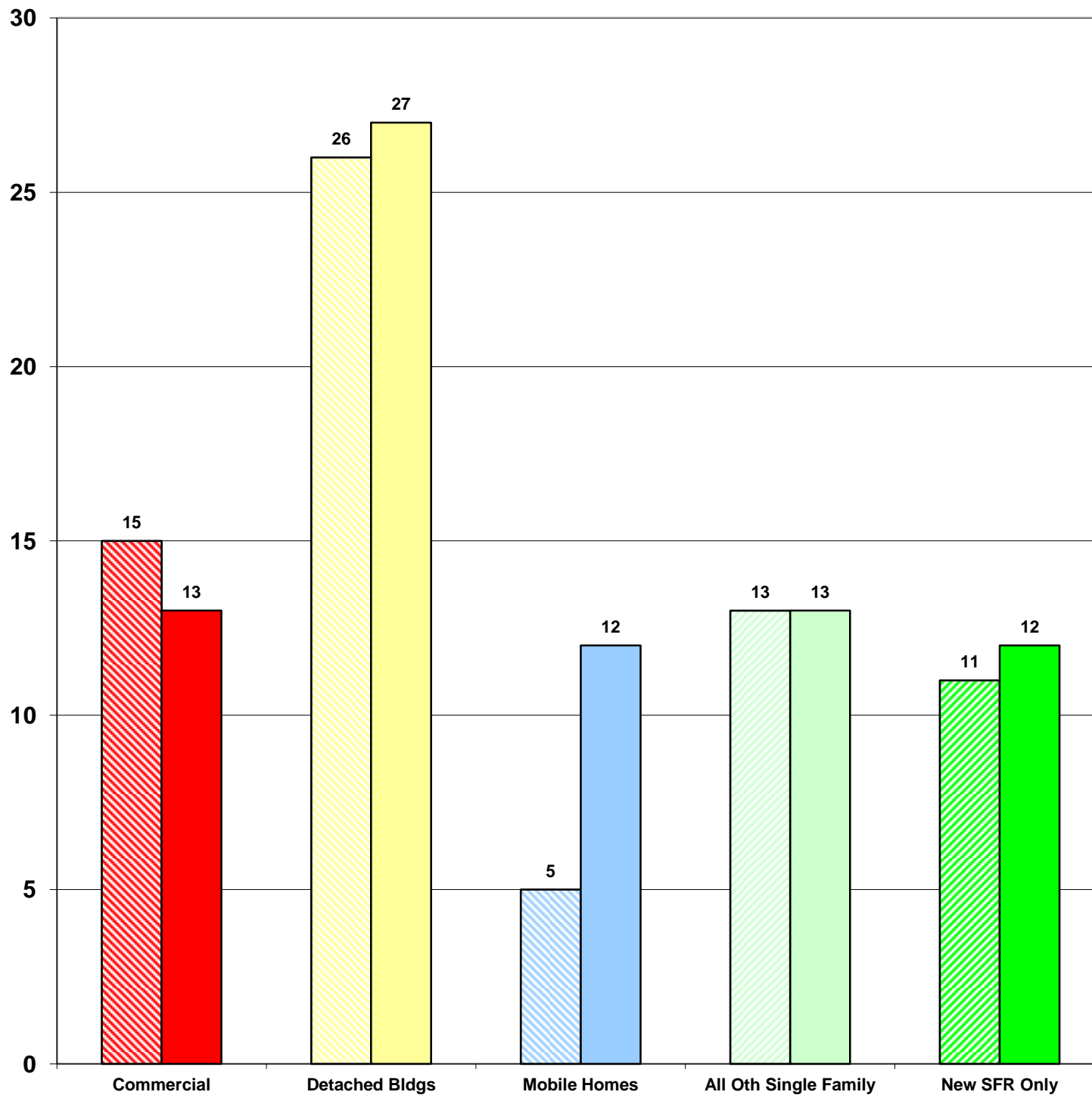
**Comparing
2010 to 2011**

**Oct-10 70
Oct-11 77**

**10%
Total Increase**

Stripe = 2010 Solid = 2011

Monthly Report
October-11



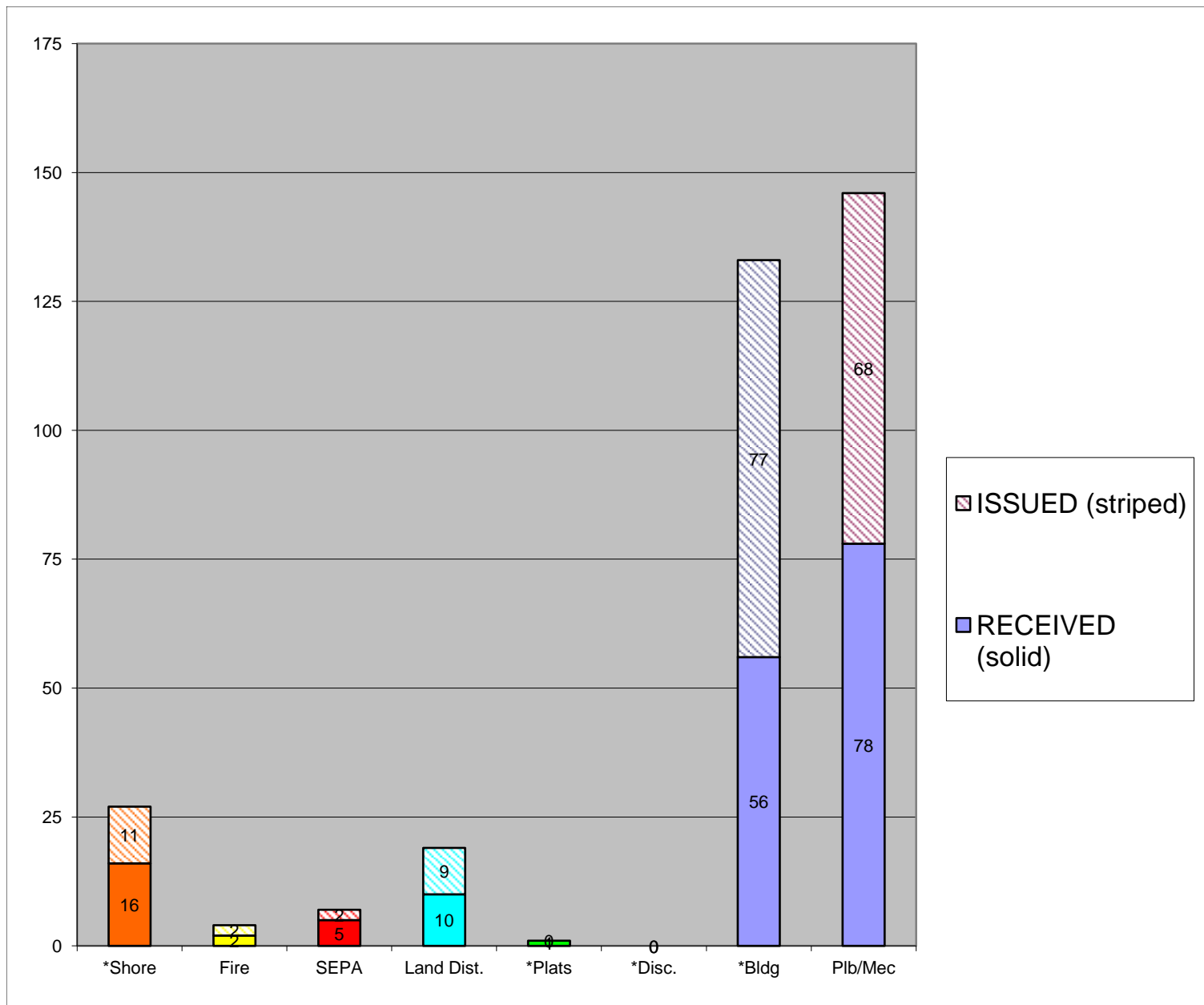


**CASES
RECEIVED
and
ISSUED**

OCT

Stripe = Issued
Solid = Received

Monthly Permit Report
October-11



*Shore = SHC, SHR, SHV, SHX
 *Plats = LSS, SSS, BSP, PUD, MDP
 *Disc = ADM, APL, CUP, NON, VAR
 *Bldg = COM, DET, MOB, SFR



YEAR TO DATE

**BLDG PERMITS
ISSUED**

JAN - OCT

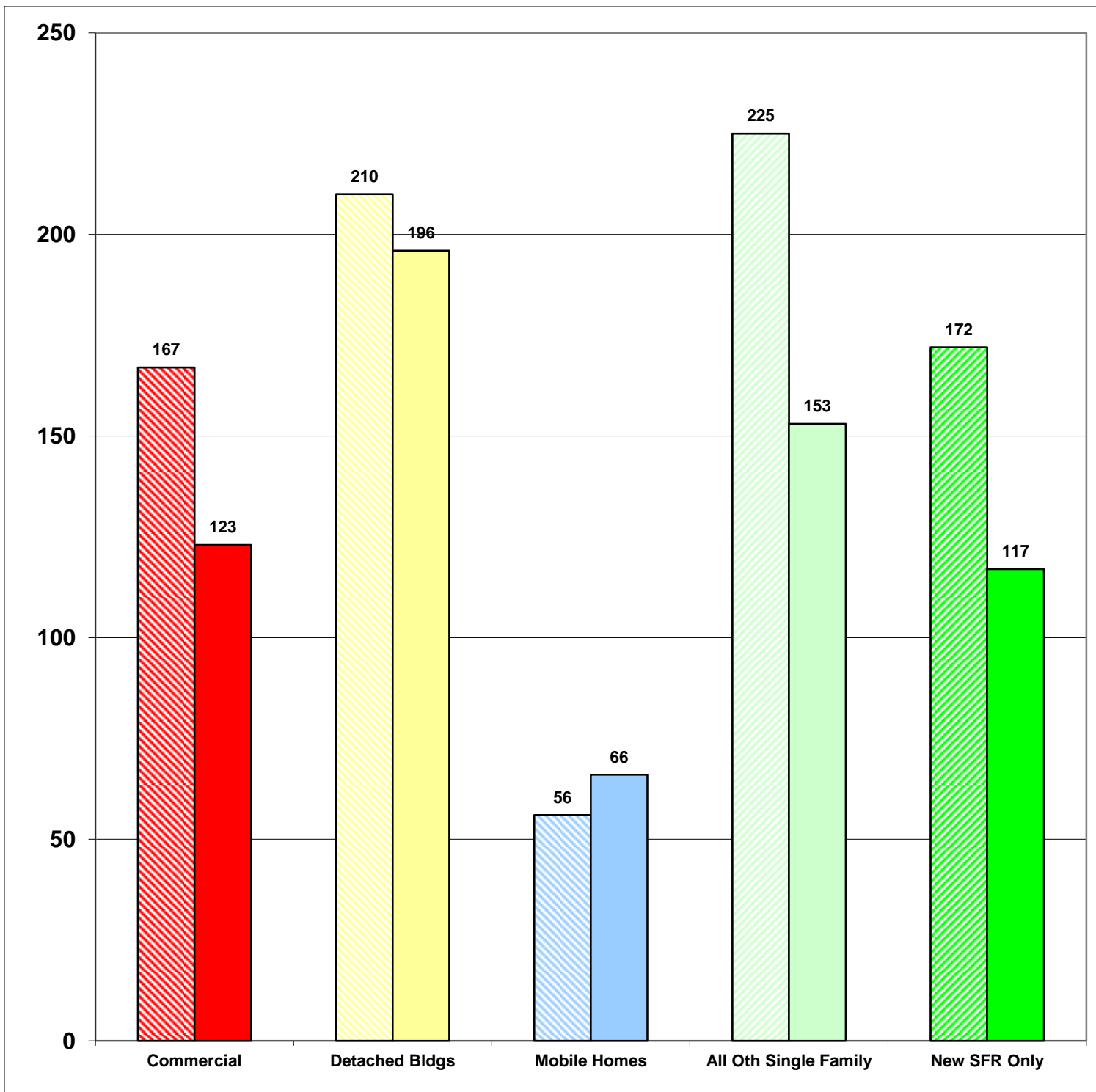
**Comparing
2010 to 2011**

**2010 830
2011 655**

**-21%
Total Increase**

Stripe = 10 Solid = 11

**Year to Date Report
October-11**





YEAR TO DATE

**BLDG PERMITS
APPLIED FOR**

JAN - OCT

**Comparing
2010 to 2011**

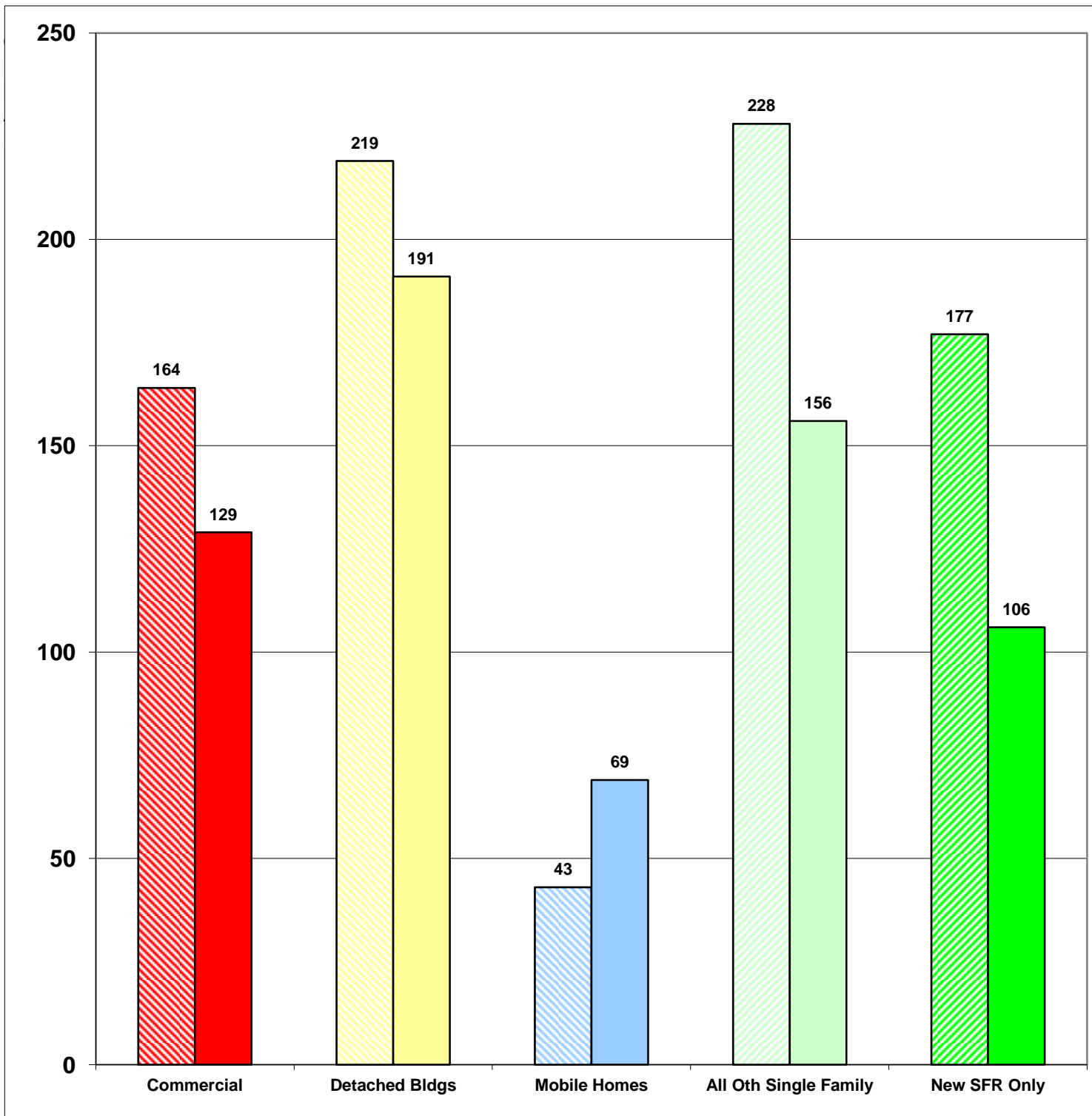
**2010 831
2011 651**

-22%

Total Increase

Stripe = 2010 Solid = 2011

**Year to Date Report
October-11**





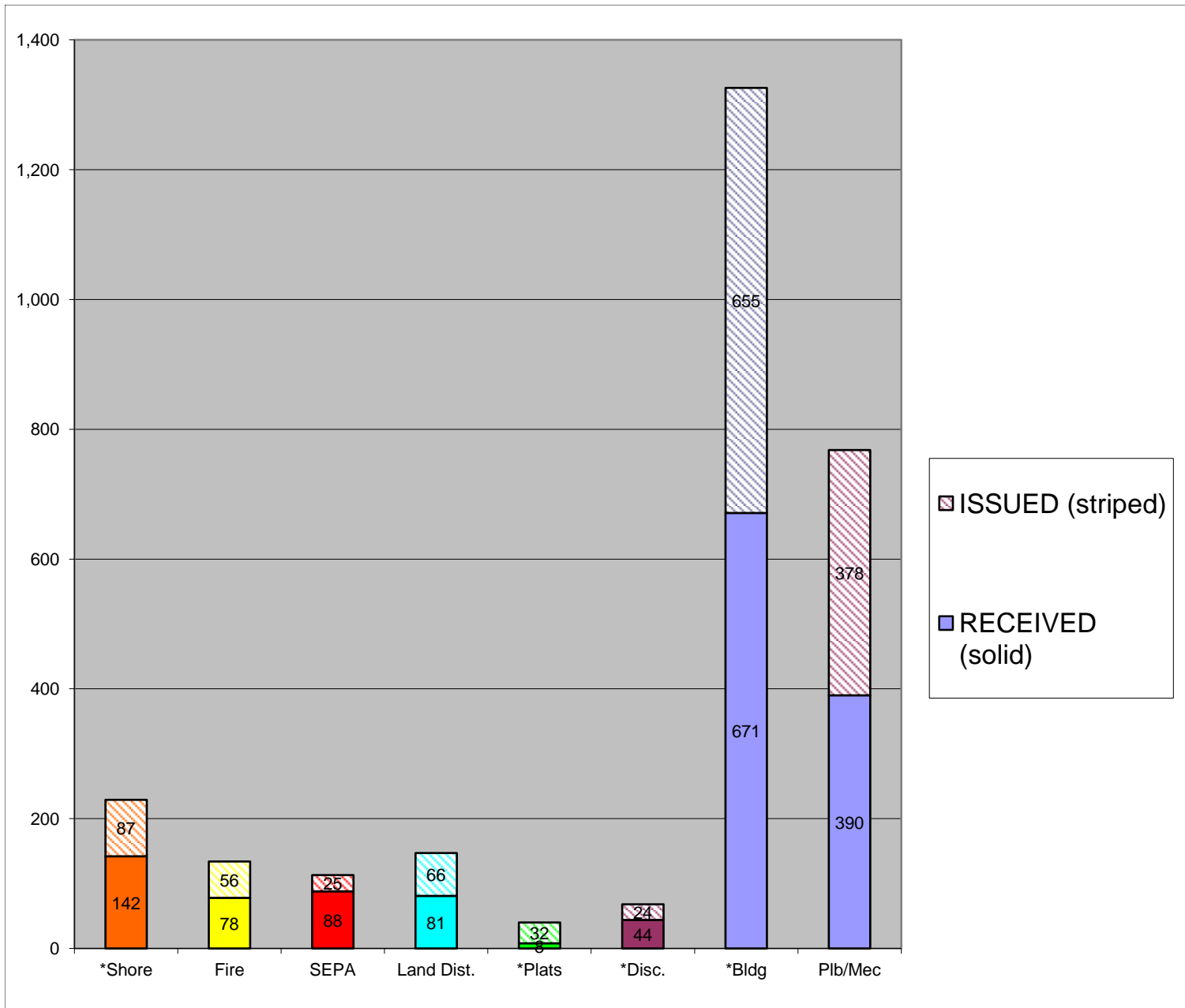
YEAR TO DATE

**CASES
RECEIVED
and
ISSUED**

JAN - OCT

Stripe = Issued
Solid = Received

Year to Date Report
October-11



*Shore = SHC, SHR, SHV, SHX
 *Plats = LSS, SSS, BSP, PUD, MDP
 *Disc = ADM, APL, CUP, NON, VAR
 *Bldg = COM, DET, MOB, SFR